

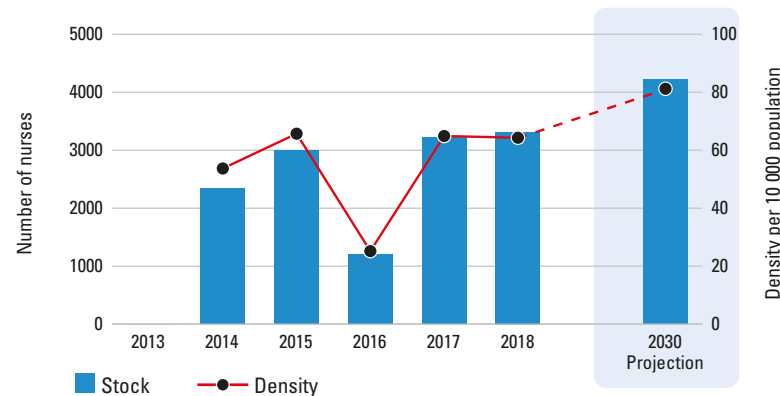
This map is an approximation of actual country borders.

# Maldives

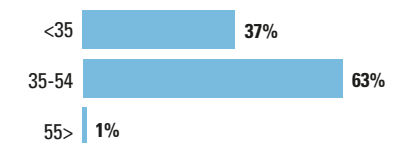
	COUNTRY	WHO REGION
<b>Total population</b> (UN population prospects, 2019)	530957	2001946277
<b>UHC Service Coverage Index</b> (0-100 points, 2017)	62	-
<b>Life expectancy at birth m/f</b> (years, 2016)	77.2/79.9	67.9/71.3
<b>Probability of dying under five</b> (per 1 000 live births, 2018)	8.6	33.6
<b>Probability of dying between 15 and 60 years m/f</b> (per 1 000 population, 2016)	63/39	206/134
<b>Gross domestic product (GDP)</b> (per capita US\$, 2017)	11151	2341
<b>Current health expenditure as a per cent of GDP</b> (2017)	9.0	4.3
<b>Current health expenditure per capita</b> (US\$, 2017)	1007	192

Source: WHO


## Nursing stock and density 2013-2018



## Age distribution



## Sex distribution



## Nurse mobility

Foreign trained **42.30%**  
Foreign born **39.39%**

### Country capacity on:

Yes 
  Partial 
  No 
  NR No Response

#### EDUCATION REGULATION

- Master list of accredited education institutions
- Accreditation mechanisms for education institutions
- Standards for duration and content of education
- Standards for interprofessional education
- Standards for faculty qualifications†

#### PRACTICE REGULATION

- Nursing council/authority for regulation of nursing†
- Fitness for practice examination†
- Continuing professional development
- Existence of advanced nursing roles

#### WORKING CONDITIONS

- Regulation on working hours and conditions
- Regulation on minimum wage
- Regulation on social protection
- Measures to prevent attacks on HWs

#### GOVERNANCE AND LEADERSHIP

- Chief Nursing Officer position†
- Nursing leadership development program†
- National association for pre-licensure students†

### Nursing personnel (latest year)

**3315**

Nursing professionals	Nursing associates	Nurses not further defined
<b>2613</b>	<b>702</b>	<b>0</b>

Share of professional nurses <b>79%</b>	Density <b>64.3</b> per 10 000 population	Graduates per year <b>129</b>	Minimum duration of training <b>4 years</b>
--	---	----------------------------------	--

### Share of nurses within the health workforce

Profession	Percentage
Nurses	55.7%
Doctors	39.5%
Midwives	0.0%
Dentists	1.7%
Pharmacists	3.0%

### Issues for consideration

**Density above threshold, no estimation for shortage.**

\*As compared to a benchmark density. Details in *State of the world's nursing 2020 report* and *Global Strategy on Human Resources for Health: Workforce 2030*

**Source:** National Health Workforce Accounts (NHWA), 2020 except †. Latest available data are displayed. Includes multiple data sources such as the OECD/Eurostat/WHO EURO Joint Data Collection, labour force survey, census data and estimates from WHO for shortages. Stock and density projection by 2030 based on a simple stock and flow model. See full report for further details. NR=Not reported. Data as of 10 March 2020.