



This map is an approximation of actual country borders.

Country capacity on:

✓ Yes ✖ Partial ✗ No NR No Response

EDUCATION REGULATION

- Master list of accredited education institutions ✓
- Accreditation mechanisms for education institutions ✓
- Standards for duration and content of education ✓
- Standards for interprofessional education ✓
- Standards for faculty qualifications† NR

PRACTICE REGULATION

- Nursing council/authority for regulation of nursing† ✓
- Fitness for practice examination† ✓
- Continuing professional development ✗
- Existence of advanced nursing roles ✓

WORKING CONDITIONS

- Regulation on working hours and conditions ✓
- Regulation on minimum wage ✓
- Regulation on social protection ✓
- Measures to prevent attacks on HWs ✓

GOVERNANCE AND LEADERSHIP

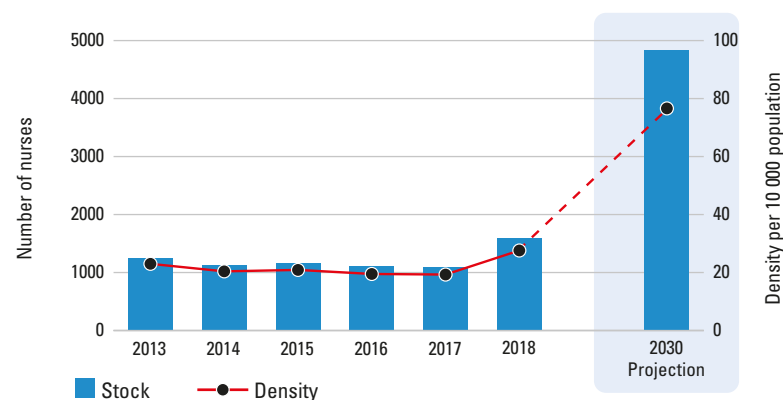
- Chief Nursing Officer position† ✓
- Nursing leadership development program† ✓
- National association for pre-licensure students† ✓

Suriname

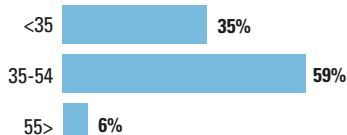
	COUNTRY	WHO REGION
Total population (UN population prospects, 2019)	581363	1009950130
UHC Service Coverage Index (0-100 points, 2017)	71	—
Life expectancy at birth m/f (years, 2016)	68.7/75.1	73.8/79.8
Probability of dying under five (per 1 000 live births, 2018)	18.9	13.5
Probability of dying between 15 and 60 years m/f (per 1 000 population, 2016)	224/135	162/89
Gross domestic product (GDP) (per capita US\$, 2017)	5447	26759
Current health expenditure as a per cent of GDP (2017)	6.2	7.0
Current health expenditure per capita (US\$, 2017)	339	1019

Source: WHO

Nursing stock and density 2013-2018




Age distribution



Nurse mobility

Foreign trained	7.37%
Foreign born	2.14%

Sex distribution



Nursing personnel (latest year)

1588

Nursing professionals
1588

Nursing associates
0

Nurses not further defined
0

Share of professional nurses
100%

Density
27.6
per 10 000 population

Graduates per year
NR

Minimum duration of training
3 years

Share of nurses within the health workforce



Issues for consideration

Density above threshold, no estimation for shortage.

*As compared to a benchmark density. Details in *State of the world's nursing 2020 report* and *Global Strategy on Human Resources for Health: Workforce 2030*

Source: National Health Workforce Accounts (NHWA), 2020 except †. Latest available data are displayed. Includes multiple data sources such as the OECD/Eurostat/WHO EURO Joint Data Collection, labour force survey, census data and estimates from WHO for shortages. Stock and density projection by 2030 based on a simple stock and flow model. See full report for further details. NR=Not reported. Data as of 10 March 2020.