



This map is an approximation of actual country borders.

### Country capacity on:

✓ Yes ✖ Partial ✖ No NR No Response

#### EDUCATION REGULATION

- Master list of accredited education institutions ✓
- Accreditation mechanisms for education institutions ✓
- Standards for duration and content of education ✖
- Standards for interprofessional education ✖
- Standards for faculty qualifications<sup>†</sup> ✓

#### PRACTICE REGULATION

- Nursing council/authority for regulation of nursing<sup>†</sup> ✓
- Fitness for practice examination<sup>†</sup> ✖
- Continuing professional development ✖
- Existence of advanced nursing roles ✓

#### WORKING CONDITIONS

- Regulation on working hours and conditions ✓
- Regulation on minimum wage ✖
- Regulation on social protection ✓
- Measures to prevent attacks on HWs ✓

#### GOVERNANCE AND LEADERSHIP

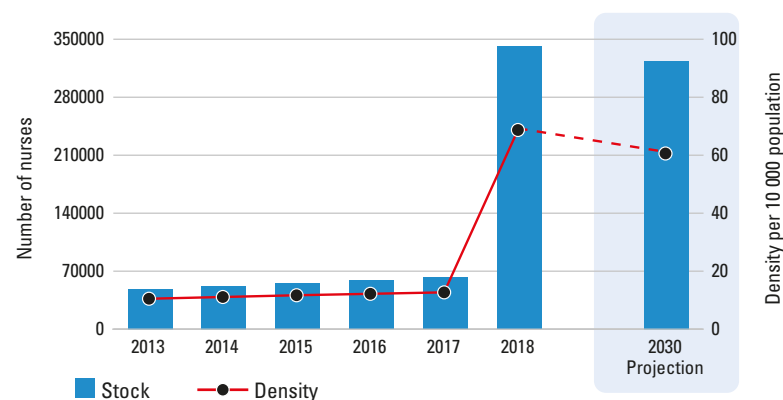
- Chief Nursing Officer position<sup>†</sup> ✓
- Nursing leadership development program<sup>†</sup> ✖
- National association for pre-licensure students<sup>†</sup> ✓

## Colombia

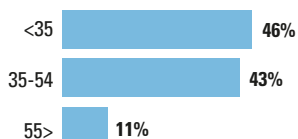
	COUNTRY	WHO REGION
Total population (UN population prospects, 2019)	50339443	1009950130
UHC Service Coverage Index (0-100 points, 2017)	76	—
Life expectancy at birth m/f (years, 2016)	71.5/78.8	73.8/79.8
Probability of dying under five (per 1 000 live births, 2018)	14.2	13.5
Probability of dying between 15 and 60 years m/f (per 1 000 population, 2016)	182/92	162/89
Gross domestic product (GDP) (per capita US\$, 2017)	6355	26759
Current health expenditure as a per cent of GDP (2017)	7.2	7.0
Current health expenditure per capita (US\$, 2017)	459	1019

Source: WHO

### Nursing stock and density 2013-2018




### Age distribution



### Nurse mobility

Foreign trained 0.55%  
Foreign born 0.35%

### Sex distribution



### Nursing personnel (latest year)

341323

Nursing professionals  
66095

Nursing associates  
275228

Nurses not further defined  
0


Share of professional nurses  
19%

Density  
68.7  
per 10 000 population

Graduates per year  
3920

Minimum duration of training  
5 years

### Share of nurses within the health workforce



### Issues for consideration

**Density above threshold, no estimation for shortage.**

<sup>†</sup>As compared to a benchmark density. Details in *State of the world's nursing 2020 report* and *Global Strategy on Human Resources for Health: Workforce 2030*

**Source:** National Health Workforce Accounts (NHWA), 2020 except <sup>†</sup>. Latest available data are displayed. Includes multiple data sources such as the OECD/Eurostat/WHO EURO Joint Data Collection, labour force survey, census data and estimates from WHO for shortages. Stock and density projection by 2030 based on a simple stock and flow model. See full report for further details. NR=Not reported. Data as of 10 March 2020.