



This map is an approximation of actual country borders.

Country capacity on:

✓ Yes ✖ Partial ✖ No NR No Response

EDUCATION REGULATION

- Master list of accredited education institutions ✓
- Accreditation mechanisms for education institutions ✓
- Standards for duration and content of education ✓
- Standards for interprofessional education ✖
- Standards for faculty qualifications[†] ✓

PRACTICE REGULATION

- Nursing council/authority for regulation of nursing[†] ✓
- Fitness for practice examination[†] ✖
- Continuing professional development ✓
- Existence of advanced nursing roles ✖

WORKING CONDITIONS

- Regulation on working hours and conditions ✓
- Regulation on minimum wage ✓
- Regulation on social protection ✓
- Measures to prevent attacks on HWs ✖

GOVERNANCE AND LEADERSHIP

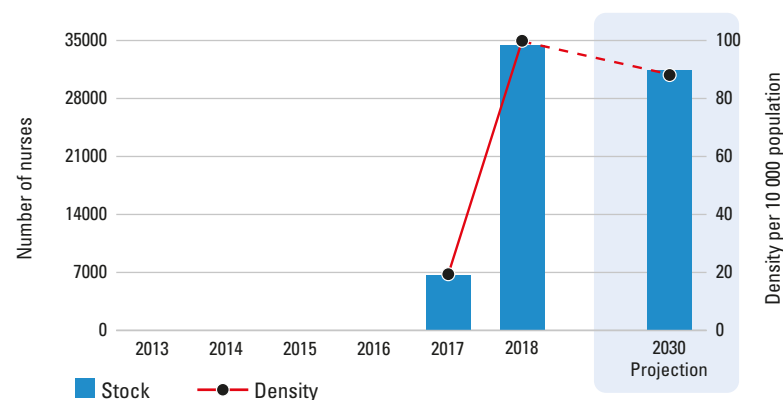
- Chief Nursing Officer position[†] ✖
- Nursing leadership development program[†] ✖
- National association for pre-licensure students[†] ✓

Uruguay

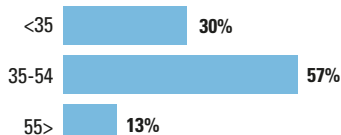
	COUNTRY	WHO REGION
Total population (UN population prospects, 2019)	3461731	1009950130
UHC Service Coverage Index (0-100 points, 2017)	80	—
Life expectancy at birth m/f (years, 2016)	73.2/80.8	73.8/79.8
Probability of dying under five (per 1 000 live births, 2018)	7.6	13.5
Probability of dying between 15 and 60 years m/f (per 1 000 population, 2016)	149/79	162/89
Gross domestic product (GDP) (per capita US\$, 2017)	17120	26759
Current health expenditure as a per cent of GDP (2017)	9.3	7.0
Current health expenditure per capita (US\$, 2017)	1592	1019

Source: WHO

Nursing stock and density 2013-2018




Age distribution



Nurse mobility

Foreign trained 0.55%
Foreign born NR

Sex distribution



Nursing personnel (latest year)

34463

Nursing professionals
6731

Nursing associates
27732

Nurses not further defined
0


Share of professional nurses
20%

Density
99.9
per 10 000 population

Graduates per year
305

Minimum duration of training
4 years

Share of nurses within the health workforce



Issues for consideration

Density above threshold, no estimation for shortage.

*As compared to a benchmark density. Details in *State of the world's nursing 2020 report* and *Global Strategy on Human Resources for Health: Workforce 2030*

Source: National Health Workforce Accounts (NHWA), 2020 except [†]. Latest available data are displayed. Includes multiple data sources such as the OECD/Eurostat/WHO EURO Joint Data Collection, labour force survey, census data and estimates from WHO for shortages. Stock and density projection by 2030 based on a simple stock and flow model. See full report for further details. NR=Not reported. Data as of 10 March 2020.