



Pakistan Contraception within the context of adolescents' sexual and reproductive lives: Country profile

SOCIO-DEMOGRAPHIC CHARACTERISTICS

| | Both Sexes | Female | | Male | |
|--|-------------|-------------|-------------|-------------|-------------|
| | 10-19 years | 10-14 years | 15-19 years | 10-14 years | 15-19 years |
| Total population of adolescents (millions) ¹ (2019) | 45.4 | 11.3 | 10.5 | 12.2 | 11.4 |
| % of total population that are adolescents ¹ (2019) | 20.6 | 10.5 | 9.8 | 10.7 | 10.1 |
| % of adolescents that live in rural areas ² (2014) | 60.9 | 63.1 | 58.2 | 63.7 | 58.8 |
| % of total rural population that are adolescents ² (2014) | 20.9 | 10.4 | 10.1 | 10.9 | 10.5 |
| % of total urban population that are adolescents ² (2014) | 21.3 | 9.7 | 11.6 | 9.7 | 11.5 |
| % national monetary child poverty ³ (2017) | No data | | | | |
| Completion rate for lower secondary school ⁴ (2018) | Female | 44.7 | | | |
| | Male | 54.6 | | | |
| Completion rate for upper secondary school ⁴ (2018) | Female | 23.1 | | | |
| | Male | 23.8 | | | |
| Out of school rate ⁴ (2018) | Female | 45.7 | | | |
| | Male | 38.6 | | | |

CHILD MARRIAGE/UNION STATUS⁵ (2017-18)

| | Female | Male |
|---|--------|------|
| Adolescents, 15-19, who are married/ in union (%) | 13.5 | 2.6 |
| % married/in union before age 15 (aged 20-24) | 3.6 | 0.2 |
| % married/in union before age 18 (aged 20-24) | 18.3 | 4.7 |

FEMALE GENITAL MUTILATION

| | 10-14 years | 15-19 years |
|---|-------------|-------------|
| % of girls who have undergone female genital mutilation/cutting | No data | No data |

GENDER-BASED VIOLENCE⁵ (2017-18)

| % of girls who report experiencing: | 10-14 years | 15-19 years |
|--|-------------|-------------|
| Physical violence in the last 12 months | No data | 19.3 |
| Sexual violence in the last 12 months | No data | 6.6 |
| % of adolescents (aged 15-19) who think a husband is justified in hitting or beating his wife in certain circumstances | | |
| Female | Male | |
| 50.7 | 58.1 | |

SEXUAL ACTIVITY⁵ (2017-18)

| | Female | | Male | |
|--|-------------|-------------|-------------|-------------|
| | 10-14 years | 15-19 years | 10-14 years | 15-19 years |
| % of adolescents engaged in pre-coital physical behavior | No data | No data | No data | No data |
| % of adolescents that ever-had sex | No data | 13.6 | No data | 2.6 |
| % of adolescents having had sex by age 15 | No data | 1.5 | No data | 0.2 |
| % of adolescents sexually active in the last month* | No data | 78.8 | No data | 91.6 |

CHILDBEARING

| | | |
|---|-------------|---------|
| % of adolescent girls who have begun childbearing ⁵ (2017-18) | 10-14 years | No data |
| | 15-19 years | 8.1 |
| % of women (aged 20-24) who gave birth before 18 years ⁵ (2017-18) | | 7.4 |
| Number of births per 1,000 girls, 15-19 ⁶ (2019) | | 35.8 |
| % of adolescent girls (aged 15-19) with live births who received antenatal care (ANC4+ visits) ⁵ (2017-18) | | 43.7 |
| % of births among girls (aged 15-19) attended by skilled health personnel ⁵ (2017-18) | | 68.2 |

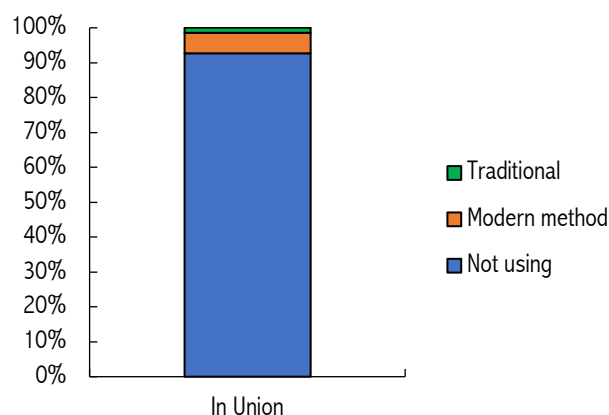
ABORTION

| | 10-14 years | 15-19 years |
|-------------------------------|-------------|-------------|
| Abortion rate per 1,000 girls | No data | No data |

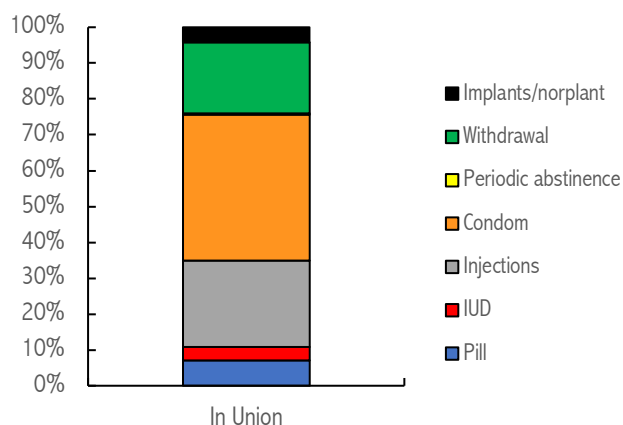
FERTILITY INTENTIONS & CONTRACEPTIVE USE^{5,7} (2017-18)

| % of pregnancies experienced by adolescent girls aged 15-19 in the 5 years preceding the survey, including current pregnancies, by planning status | Married/ In union | Unmarried/ not in union |
|--|-------------------|-------------------------|
| Last pregnancy wanted (<2 years) | 95.1 | No data |
| Last pregnancy wanted later (>=2 years) | 4.9 | No data |
| Last pregnancy not wanted at all | 0.0 | No data |
| % of adolescent girls (aged 15-19) with an unmet need for modern methods of contraception | 17.9 | No data |
| % of sexually active unmarried adolescent girls (aged 15-19) who currently use at least one method of modern contraception | No data | |

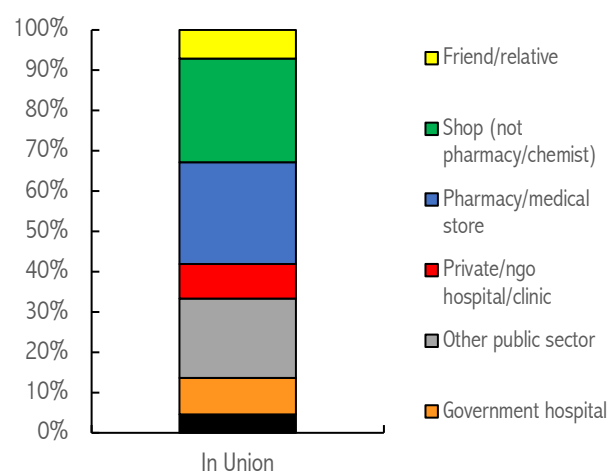
Current use and non-use of contraception, 15-19 years⁷ (2017-18)



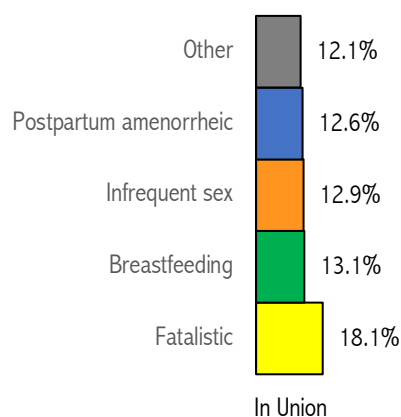
Contraceptive method mix, 15-19 years⁷ (2017-18)



Main sources of contraception, 15-19 years⁷ (2017-18)



Main reasons for not intending to use contraception, 15-19 years⁷ (2017-18)



HIV/AIDS, SEXUALLY TRANSMITTED INFECTIONS (STIs) AND HUMAN PAPILLOMA VIRUS (HPV)

| | Female | | | Male | | |
|--|-------------|-------------|-------------|-------------|-------------|-------------|
| | 10-19 years | 10-14 years | 15-19 years | 10-19 years | 10-14 years | 15-19 years |
| Number of adolescents living with HIV ⁸ (2020) | 1700 | <500 | 1300 | 1600 | <500 | 1200 |
| Number of new HIV infections among adolescents per year ⁸ (2020) | 580 | No data | 580 | 660 | No data | 660 |
| % of adolescents with comprehensive knowledge about AIDS ⁵ (2017-18) | No data | No data | 1.0 | No data | No data | 0.2 |
| % prevalence of sexually transmitted infections among adolescents ⁵ (2017-18) | No data | No data | 29.0 | No data | No data | 16.9 |
| % of sexually active adolescents who had an HIV test in the last 12 months and received the results ⁵ (2017-18) | No data | No data | 0.2 | No data | No data | 0.0 |
| % of girls, 15 or older, who have completed the full three dose vaccination schedule for HPV | No data | No data | No data | No data | No data | No data |

MENSTRUAL HEALTH

| | 10-14 years | 15-19 years |
|--|-------------|-------------|
| % of adolescent girls who were aware of menstruation before the onset of their first menstruation | No data | No data |
| % of adolescent girls who did not participate in social activities, school, or work due to their last menstruation in the last 12 months | No data | No data |

DATA SOURCES

1. World Population Prospects, 2019 Revision. *Population data*. United Nations Department of Economic and Social Affairs, Population Division. Available from: <https://esa.un.org/unpd/wpp/Download/Standard/Population/> [Accessed 15th May, 2020].
 2. United Nations. *World Urbanization Prospects, the 2014 Revision*. New York: United Nations; Department of Economic and Social Affairs, Population Division; 2014.
 3. Keeley B, Little C. *The State of the World's Children 2017: Children in a Digital World*. UNICEF: New York; 2017.
 4. UNESCO Institute of Statistics. *UIS Statistics*. Available from: <http://data.uis.unesco.org> [Accessed 15nd May 2020].
 5. National Institute of Population Studies (NIPS) [Pakistan] and ICF. *Pakistan Demographic and Health Survey 2017-18*. Islamabad, Pakistan, and Rockville, Maryland, USA: NIPS and ICF; 2019.
- *Unmet need for modern methods of contraception for girls not married/in union is for the proportion that are sexually active in the last month.
- *Data for sexual activity is for the ever-married adolescents.
6. United Nations Department of Economic and Social Affairs, Population Division. *World Population Prospects. Fertility data- 2020-2025*. Available from: <https://population.un.org/wpp/Download/Standard/Fertility/> [Accessed 15th May 2020].
 7. National Institute of Population Studies (NIPS) [Pakistan] and ICF. *Pakistan Demographic and Health Survey 2017-18/ PKIR71FL.DTA*. Islamabad, Pakistan, and Rockville, Maryland, USA: NIPS and ICF; 2019.
 8. UNAIDS. *Trends of new HIV infections*. Available from: <http://aidsinfo.unaids.org> [Accessed 15th May 2020].