



Myanmar Contraception within the context of adolescents' sexual and reproductive lives: Country profile

SOCIO-DEMOGRAPHIC CHARACTERISTICS

	Both Sexes	Female		Male	
	10-19 years	10-14 years	15-19 years	10-14 years	15-19 years
Total population of adolescents (millions) ¹ (2019)	9.9	2.4	2.5	2.4	2.5
% of total population that are adolescents ¹ (2019)	18.2	8.6	9.0	9.3	9.7
% of adolescents that live in rural areas ² (2014)	64.9	66.3	64.4	66.0	63.2
% of total rural population that are adolescents ² (2013)	16.5	7.9	8.2	8.4	8.5
% of total urban population that are adolescents ² (2014)	17.2	7.8	8.7	8.4	9.6
% national monetary child poverty ³ (2017)	No data				
Completion rate for lower secondary school ⁴ (2016)	Female	44.4			
	Male	43.2			
Completion rate for upper secondary school ⁴ (2016)	Female	19.6			
	Male	13.1			
Out of school rate ⁴ (2017)	Female	29.4			
	Male	33.1			

CHILD MARRIAGE/UNION STATUS⁵ (2015-16)

	Female	Male
Adolescents, 15-19, who are married/ in union (%)	12.6	5.0
% married/in union before age 15 (aged 20-24)	1.9	0.0
% married/in union before age 18 (aged 20-24)	16.0	5.0

FEMALE GENITAL MUTILATION⁵ (2015-16)

	10-14 years	15-19 years
% of girls who have undergone female genital mutilation/cutting	No data	No data

GENDER-BASED VIOLENCE⁵ (2015-16)

% of girls who report experiencing:	10-14 years	15-19 years
Physical violence in the last 12 months	No data	10.0
Sexual violence in the last 12 months	No data	0.7
% of adolescents (aged 15-19) who think a husband is justified in hitting or beating his wife in certain circumstances		
Female	Male	
52.6	57.1	

SEXUAL ACTIVITY⁵ (2015-16)

	Female		Male	
	10-14 years	15-19 years	10-14 years	15-19 years
% of adolescents engaged in pre-coital physical behavior	No data	No data	No data	No data
% of adolescents that ever-had sex	No data	13.6	No data	7.5
% of adolescents having had sex by age 15	No data	0.9	No data	0.5
% of adolescents sexually active in the last month	No data	10.5	No data	4.8

CHILDBEARING

% of adolescent girls who have begun childbearing ⁵ (2015-16)	10-14 years	No data
	15-19 years	5.9
% of women (aged 20-24) who gave birth before 18 years ⁵ (2015-16)		5.1
Number of births per 1,000 girls, 15-19 ⁶ (2019)		27.0
% of adolescent girls (aged 15-19) with live births who received antenatal care (ANC4+ visits) ⁵ (2015-16)		47.1
% of births among girls (aged 15-19) attended by skilled health personnel ⁵ (2015-16)		57.4

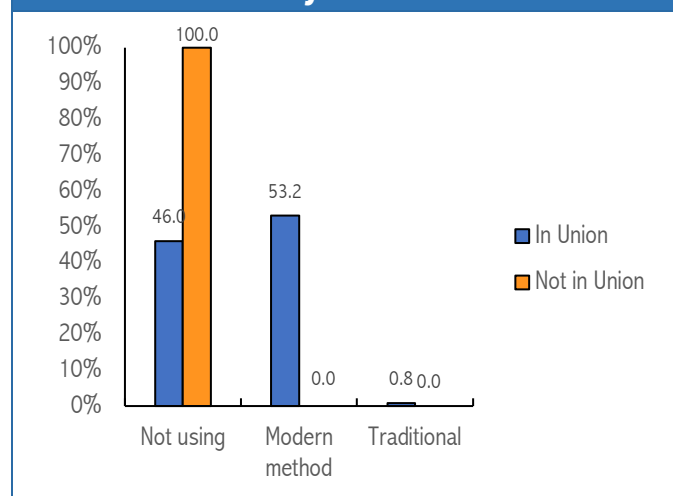
ABORTION

	10-14 years	15-19 years
Abortion rate per 1,000 girls	No data	No data

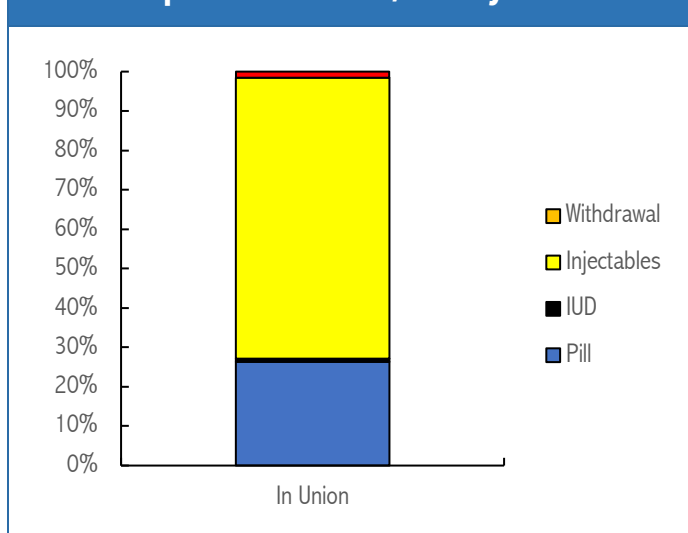
FERTILITY INTENTIONS & CONTRACEPTIVE USE^{5,7} (2015-16)

% of pregnancies experienced by adolescent girls aged 15-19 in the 5 years preceding the survey, including current pregnancies, by planning status	Married/ In union	Unmarried/ not in union
Last pregnancy wanted (<2 years)	94.5	No data
Last pregnancy wanted later (>=2 years)	3.7	No data
Last pregnancy not wanted at all	1.9	No data
% of adolescent girls (aged 15-19) with an unmet need for modern methods of contraception	18.9	No data
% of sexually active unmarried adolescent girls (aged 15-19) who currently use at least one method of modern contraception	No data	

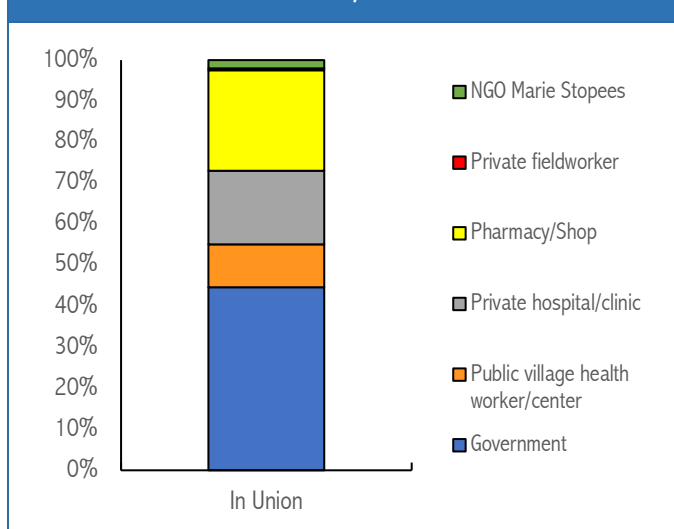
Current use and non-use of contraception, 15-19 years⁷ (2015-16)



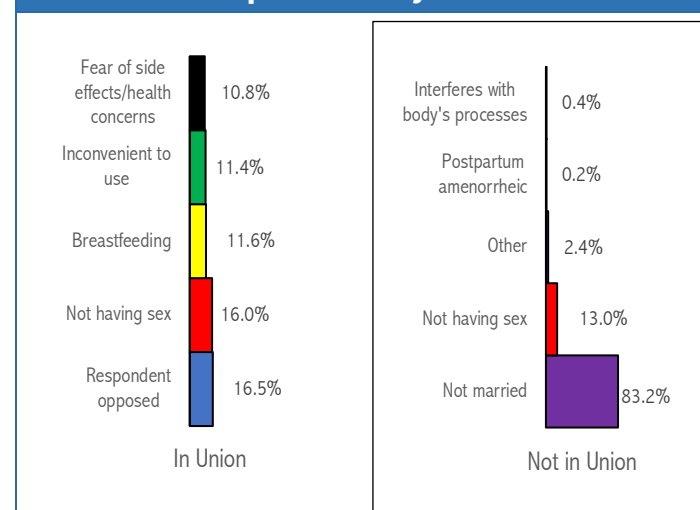
Contraceptive method mix, 15-19 years⁷ (2015-16)



Main sources of contraception, 15-19 years⁷ (2015-16)



Main reasons for not intending to use contraception, 15-19 years⁷ (2015-16)



HIV/AIDS, SEXUALLY TRANSMITTED INFECTIONS (STIs) AND HUMAN PAPILLOMA VIRUS (HPV)

	Female			Male		
	10-19 years	10-14 years	15-19 years	10-19 years	10-14 years	15-19 years
Number of adolescents living with HIV ⁸ (2020)	6300	1800	4500	5600	1800	3800
Number of new HIV infections among adolescents per year ⁹⁸ (2020)	1100	No data	1100	1000	No data	1000
% of adolescents with comprehensive knowledge about AIDS ⁵ (2015-16)	No data	No data	13.4	No data	No data	14.3
% prevalence of sexually transmitted infections among adolescents ⁵ (2015-16)	No data	No data	8.5	No data	No data	8.8
% of sexually active adolescents who had an HIV test in the last 12 months and received the results ⁵ (2015-16)	No data	No data	2.4	No data	No data	8.3
% of girls, 15 or older, who have completed the full three dose vaccination schedule for HPV	No data	No data	No data	No data	No data	No data

MENSTRUAL HEALTH

	10-14 years	15-19 years
% of adolescent girls who were aware of menstruation before the onset of their first menstruation	No data	No data
% of adolescent girls who did not participate in social activities, school, or work due to their last menstruation in the last 12 months	No data	No data

DATA SOURCES

1. World Population Prospects, 2019 Revision. *Population data*. United Nations Department of Economic and Social Affairs, Population Division. Available from: <https://esa.un.org/unpd/wpp/Download/Standard/Population/> [Accessed 15th May, 2020].
 2. United Nations. *World Urbanization Prospects, the 2014 Revision*. New York: United Nations; Department of Economic and Social Affairs, Population Division; 2014.
 3. Keeley B, Little C. *The State of the World's Children 2017: Children in a Digital World*. UNICEF: New York; 2017.
 4. UNESCO Institute of Statistics. *UIS Statistics*. Available from: <http://data.uis.unesco.org> [Accessed 15th May 2020].
 5. Ministry of Health and Sports (MoHS) and ICF. *Myanmar Demographic and Health Survey 2015-16*. Nay Pyi Taw, Myanmar, and Rockville, Maryland USA: Ministry of Health and Sports and ICF; 2017.
- *Unmet need for modern methods of contraception for girls not married/in union is for the proportion that are sexually active in the last month.
6. United Nations Department of Economic and Social Affairs, Population Division. *World Population Prospects. Fertility data- 2020-2025*. Available from: <https://population.un.org/wpp/Download/Standard/Fertility/> [Accessed 15th May 2020].
 7. Ministry of Health and Sports (MoHS) and ICF. *Myanmar Demographic and Health Survey 2015-16/ MMIR71FL.DTA*. Nay Pyi Taw, Myanmar, and Rockville, Maryland USA: Ministry of Health and Sports and ICF; 2017.
 8. UNAIDS. *Trends of new HIV infections*. Available from: <http://aidsinfo.unaids.org> [Accessed 15th May 2020].