



# Mali Contraception within the context of adolescents' sexual and reproductive lives: Country profile

## SOCIO-DEMOGRAPHIC CHARACTERISTICS

	Both Sexes	Female		Male	
	10-19 years	10-14 years	15-19 years	10-14 years	15-19 years
Total population of adolescents (millions) <sup>1</sup> (2020)	5.0	1.4	1.1	1.4	1.1
% of total population that are adolescents <sup>1</sup> (2020)	24.7	13.4	11.0	13.8	11.2
% of adolescents that live in rural areas <sup>2</sup> (2014)	57.2	59.7	47.9	65.1	53.7
% of total rural population that are adolescents <sup>2</sup> (2014)	22.3	12.4	8.2	14.3	9.7
% of total urban population that are adolescents <sup>2</sup> (2014)	25.0	13.0	13.8	11.1	12.2
% national monetary child poverty <sup>3</sup> (2017)	No data				
Completion rate for lower secondary school <sup>4</sup> (2015)	Female	24.4			
	Male	32.7			
Completion rate for upper secondary school <sup>4</sup> (2015)	Female	12.5			
	Male	20.9			
Out of school rate <sup>4</sup> (2018)	Female	66.8			
	Male	59.7			

## CHILD MARRIAGE/UNION STATUS<sup>5</sup> (2018)

	Female	Male
Adolescents, 15-19, who are married/ in union (%)	42.1	1.1
% married/in union before age 15 (aged 20-24)	15.9	0.0
% married/in union before age 18 (aged 20-24)	53.7	2.1

## FEMALE GENITAL MUTILATION<sup>5</sup> (2018)

	10-14 years	15-19 years
% of girls who have undergone female genital mutilation/cutting	85.7	86.2

## SEXUAL ACTIVITY<sup>5</sup> (2018)

	Female		Male	
	10-14 years	15-19 years	10-14 years	15-19 years
% of adolescents engaged in pre-coital physical behavior	No data	No data	No data	No data
% of adolescents that ever - had sex	No data	57.8	No data	22.5
% of adolescents having had sex by age 15	No data	16.5	No data	5.2
% of adolescents sexually active in the last month	No data	37.6	No data	7.7

## GENDER-BASED VIOLENCE<sup>5</sup> (2018)

% of girls who report experiencing:	10-14 years	15-19 years
Physical violence in the last 12 months	No data	19.2
Sexual violence in the last 12 months	No data	7.0
% of adolescents (aged 15-19) who think a husband is justified in hitting or beating his wife in certain circumstances		
Female	Male	
74.4	50.0	

## CHILDBEARING

% of adolescent girls who have begun childbearing <sup>5</sup> (2018)	10-14 years	No data
	15-19 years	36.0
% of women (aged 20-24) who gave birth before 18 years <sup>5</sup> (2018)	36.5	
Number of births per 1,000 girls, 15-19 <sup>6</sup> (2019)	157.8	
% of adolescent girls (aged 15-19) with live births who received antenatal care (ANC4+ visits) <sup>5</sup> (2018)	41.5	
% of births among girls (aged 15-19) attended by skilled health personnel <sup>5</sup> (2018)	71.0	

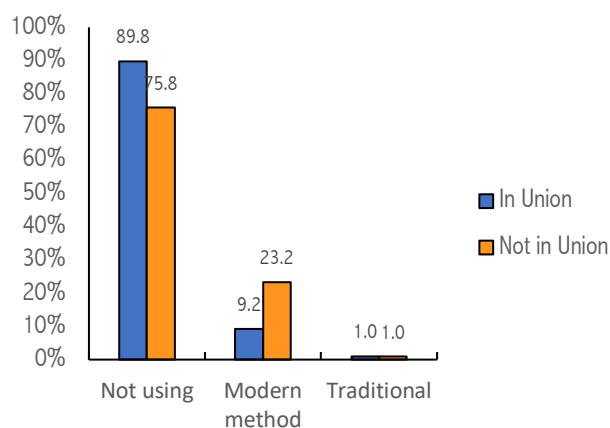
## ABORTION

	10-14 years	15-19 years
Abortion rate per 1,000 girls	No data	No data

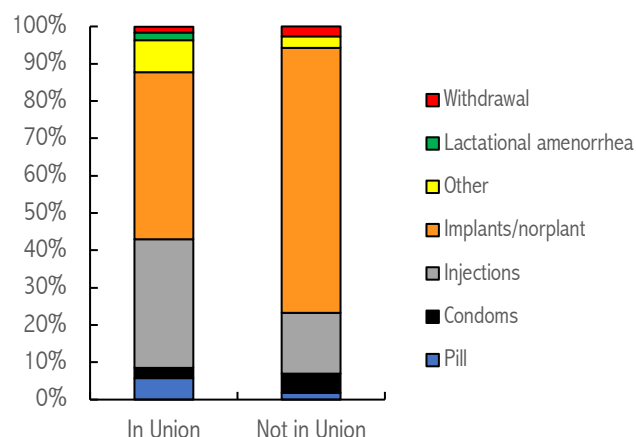
## FERTILITY INTENTIONS & CONTRACEPTIVE USE<sup>5,7</sup> (2018)

% of most recent pregnancies experienced by adolescent girls aged 15-19 in the 5 years preceding the survey, including current pregnancies, by planning status	Married/ In union	Unmarried/ not in union
Last pregnancy wanted (<2 years)	88.9	39.7
Last pregnancy wanted later (>=2 years)	10.7	55.9
Last pregnancy not wanted at all	0.4	4.5
% of adolescent girls (aged 15-19) with an unmet need for modern methods of contraception	19.8	53.7*
% of sexually active unmarried adolescent girls (aged 15-19) who currently use at least one method of modern contraception	32.3	

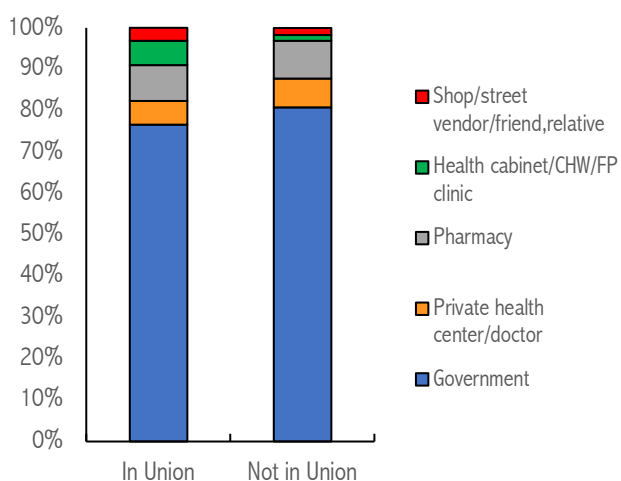
### Current use and non-use of contraception, 15-19 years<sup>7</sup> (2018)



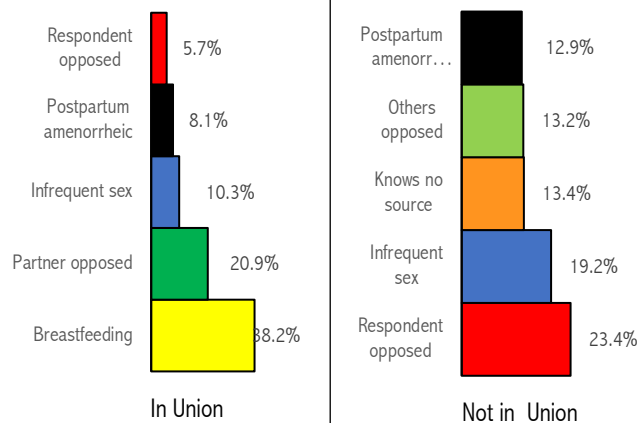
### Contraceptive method mix, 15-19 years<sup>7</sup> (2018)



### Main sources of contraception, 15-19 years<sup>7</sup> (2018)



### Main reasons for not intending to use contraception, 15-19 years<sup>7</sup> (2018)



## HIV/AIDS, SEXUALLY TRANSMITTED INFECTIONS (STIs) AND HUMAN PAPILLOMA VIRUS (HPV)

	Female			Male		
	10-19 years	10-14 years	15-19 years	10-19 years	10-14 years	15-19 years
Number of adolescents living with HIV <sup>8</sup> (2020)	7,300	2,200	5,100	4,800	2,300	2,500
Number of new HIV infections among adolescents per year <sup>8</sup> (2019)	1,900	No data	1,900	<500	No data	<500
% of adolescents with comprehensive knowledge about AIDS <sup>5</sup> (2018)	No data	No data	13.2	No data	No data	14.3
% prevalence of sexually transmitted infections among adolescents <sup>5</sup> (2018)	No data	No data	31.6	No data	No data	20.7
% of sexually active adolescents who had an HIV test in the last 12 months and received the results <sup>5</sup> (2018)	No data	No data	6.9	No data	No data	2.9
% of girls, 15 or older, who have completed the full three dose vaccination schedule for HPV	No data	No data	No data	No data	No data	No data

## MENSTRUAL HEALTH

	10-14 years	15-19 years
% of adolescent girls who were aware of menstruation before the onset of their first menstruation	No data	No data
% of adolescent girls who did not participate in social activities, school, or work due to their last menstruation in the last 12 months	No data	No data

## DATA SOURCES

1. World Population Prospects, 2019 Revision. *Population data*. United Nations Department of Economic and Social Affairs, Population Division. Available from: <https://esa.un.org/unpd/wpp/Download/Standard/Population/> [Accessed 17<sup>th</sup> October, 2019].
2. United Nations. *World Urbanization Prospects, the 2014 Revision*. New York: United Nations; Department of Economic and Social Affairs, Population Division; 2014.
3. Keeley B, Little C. *The State of the World's Children 2017: Children in a Digital World*. UNICEF: New York; 2017.
4. UNESCO Institute of Statistics. *UIS Statistics*. Available from: <http://data.uis.unesco.org> [Accessed 2nd November 2019].
5. Institut National de la Statistique - INSTAT, Cellule de Planification et de Statistique Secteur Santé-Développement Social et Promotion de la Famille CPS/SS-DS-PF et ICF. *Enquête Démographique et de Santé au Mali 2018*. Bamako, Mali et Rockville, Maryland, USA: INSTAT, CPS/SS-DS-PF et ICF; 2019.  
\*Unmet need for modern methods of contraception for girls not married/in union is for the proportion that are sexually active in the last month.
6. United Nations Department of Economic and Social Affairs, Population Division. *World Population Prospects. Fertility data- 2020-2025*. Available from: <https://population.un.org/wpp/Download/Standard/Fertility/> [Accessed 30<sup>th</sup> October 2019].
7. Institut National de la Statistique - INSTAT, Cellule de Planification et de Statistique Secteur Santé-Développement Social et Promotion de la Famille CPS/SS-DS-PF et ICF. *Enquête Démographique et de Santé au Mali 2018/MLIR7HL.DTA*. Bamako, Mali et Rockville, Maryland, USA: INSTAT, CPS/SS-DS-PF et ICF; 2019.
8. UNAIDS. *Trends of new HIV infections*. Available from: <http://aidsinfo.unaids.org> [Accessed 10<sup>th</sup> October 2020].