



Kyrgyzstan Republic Contraception within the context of adolescents' sexual and reproductive lives: Country profile

SOCIO-DEMOGRAPHIC CHARACTERISTICS

	Both Sexes	Female		Male	
	10-19 years	10-14 years	15-19 years	10-14 years	15-19 years
Total population of adolescents (millions) ¹ (2019)	1.1	0.3	0.2	0.3	0.3
% of total population that are adolescents ¹ (2019)	16.9	8.9	7.4	9.5	7.9
% of adolescents that live in rural areas ² (2014)	69.5	70.4	68.1	70.5	69.2
% of total rural population that are adolescents ² (2013)	18.5	9.0	9.2	9.2	9.6
% of total urban population that are adolescents ² (2014)	14.6	6.4	7.3	7.4	8.2
% national monetary child poverty ³ (2017)	46.0				
Completion rate for lower secondary school ⁴ (2014)	Female	96.7			
	Male	94.9			
Completion rate for upper secondary school ⁴ (2014)	Female	81.7			
	Male	79.2			
Out of school rate ⁴ (2018)	Female	10.0			
	Male	10.1			

CHILD MARRIAGE/UNION STATUS⁵ (2012)

	Female	Male
Adolescents, 15-19, who are married/ in union (%)	9.1 ⁶ (2018)	0.5
% married/in union before age 15 (aged 20-24)	0.3 ⁶ (2018)	0.0
% married/in union before age 18 (aged 20-24)	12.9 ⁶ (2018)	0.4

FEMALE GENITAL MUTILATION

	10-14 years	15-19 years
% of girls who have undergone female genital mutilation/cutting	No data	No data

GENDER-BASED VIOLENCE⁵ (2012)

% of girls who report experiencing:	10-14 years	15-19 years
Physical violence in the last 12 months	No data	3.9
Sexual violence in the last 12 months	No data	0.0
% of adolescents (aged 15-19) who think a husband is justified in hitting or beating his wife in certain circumstances		
Female	Male	
25.0 ⁶ (2018)	39.5	

SEXUAL ACTIVITY⁵ (2012)

	Female		Male	
	10-14 years	15-19 years	10-14 years	15-19 years
% of adolescents engaged in pre-coital physical behavior	No data	No data	No data	No data
% of adolescents that ever-had sex	No data	10.2	No data	25.5
% of adolescents having had sex by age 15	No data	0.0	No data	2.2
% of adolescents sexually active in the last month	No data	8.4	No data	4.6

CHILDBEARING

% of adolescent girls who have begun childbearing ⁶ (20118)	10-14 years	No data
	15-19 years	6.8
% of women (aged 20-24) who gave birth before 18 years ⁶ (2018)	2.8	
Number of births per 1,000 girls, 15-19 ⁷ (2019)	31.2	
% of adolescent girls (aged 15-19) with live births who received antenatal care (ANC4+ visits) ⁶ (2018)	81.7	
% of births among girls (aged 15-19) attended by skilled health personnel ⁶ (2018)	100	

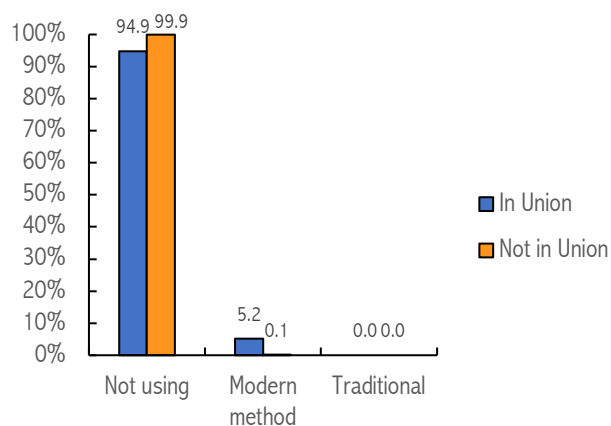
ABORTION⁸ (2015)

	10-14 years	15-19 years
Abortion rate per 1,000 girls	No data	6

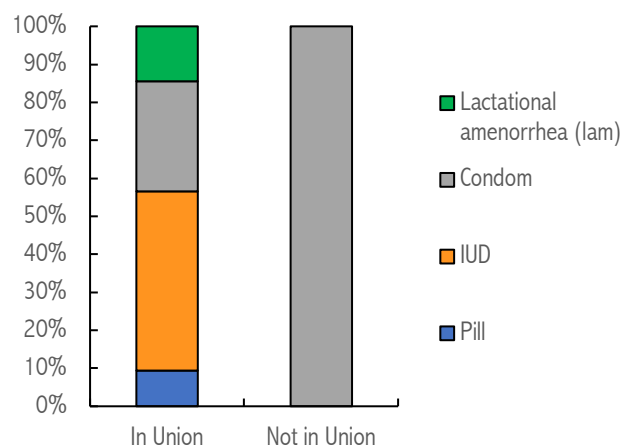
FERTILITY INTENTIONS & CONTRACEPTIVE USE^{5,9} (2012)

% of pregnancies experienced by adolescent girls aged 15-19 in the 5 years preceding the survey, including current pregnancies, by planning status	Married/ In union	Unmarried/ not in union
Last pregnancy wanted (<2 years)	97.6	No data
Last pregnancy wanted later (>=2 years)	2.4	No data
Last pregnancy not wanted at all	0.0	No data
% of adolescent girls (aged 15-19) with an unmet need for modern methods of contraception	15.8 ⁶ (2018)	No data
% of sexually active unmarried adolescent girls (aged 15-19) who currently use at least one method of modern contraception	No data	

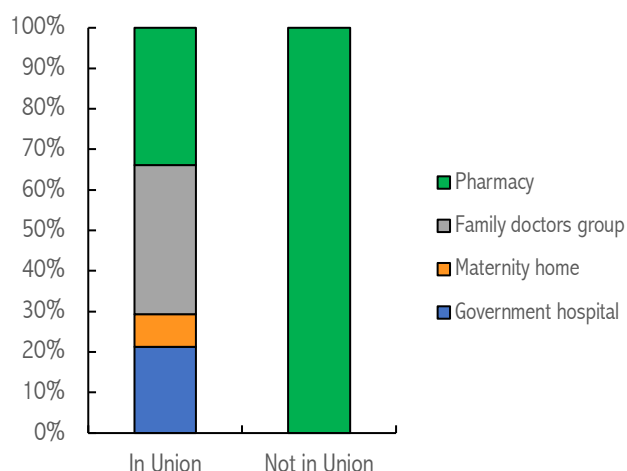
Current use and non-use of contraception, 15-19 years⁹ (2012)



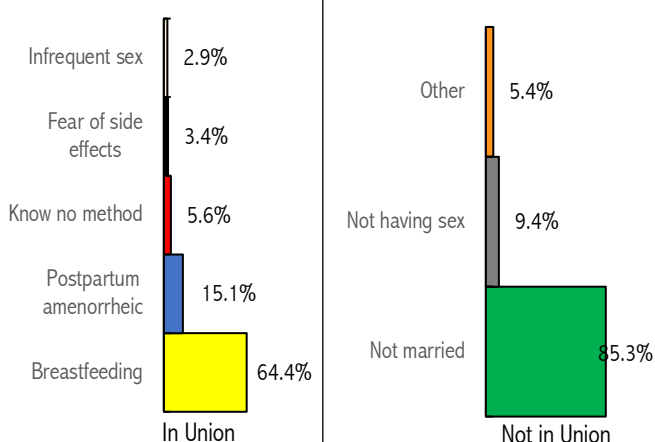
Contraceptive method mix, 15-19 years⁹ (2012)



Main sources of contraception, 15-19 years⁹ (2012)



Main reasons for not intending to use contraception, 15-19 years⁹ (2012)



HIV/AIDS, SEXUALLY TRANSMITTED INFECTIONS (STIs) AND HUMAN PAPILLOMA VIRUS (HPV)

	Female			Male		
	10-19 years	10-14 years	15-19 years	10-19 years	10-14 years	15-19 years
Number of adolescents living with HIV ¹⁰ (2020)	<200	<100	<100	<100	<100	<100
Number of new HIV infections among adolescents per year ¹⁰ (2020)	<100	No data	<100	<100	No data	<100
% of adolescents with comprehensive knowledge about AIDS ⁵ (2012), 6(2018-F)	No data	No data	20.2	No data	No data	18.3
% prevalence of sexually transmitted infections among adolescents ⁵ (2012)	No data	No data	4.7	No data	No data	0.0
% of sexually active adolescents who had an HIV test in the last 12 months and received the results ⁵ (2012)	No data	No data	30.1	No data	No data	1.8
% of girls, 15 or older, who have completed the full three dose vaccination schedule for HPV	No data	No data	No data	No data	No data	No data

MENSTRUAL HEALTH

	10-14 years	15-19 years
% of adolescent girls who were aware of menstruation before the onset of their first menstruation	No data	No data
% of adolescent girls who did not participate in social activities, school, or work due to their last menstruation in the last 12 months ⁶ (2018)	No data	11.9

DATA SOURCES

1. World Population Prospects, 2019 Revision. *Population data*. United Nations Department of Economic and Social Affairs, Population Division. Available from: <https://esa.un.org/unpd/wpp/Download/Standard/Population/> [Accessed 15th May, 2020].
 2. United Nations. *World Urbanization Prospects, the 2014 Revision*. New York: United Nations; Department of Economic and Social Affairs, Population Division; 2014.
 3. Keeley B, Little C. *The State of the World's Children 2017: Children in a Digital World*. UNICEF: New York; 2017.
 4. UNESCO Institute of Statistics. *UIS Statistics*. Available from: <http://data.uis.unesco.org> [Accessed 15th May, 2020].
 5. National Statistical Committee of the Kyrgyz Republic (NSC), Ministry of Health [Kyrgyz Republic], and ICF International. *Kyrgyz Republic Demographic and Health Survey 2012*. Bishkek, Kyrgyz Republic, and Calverton, Maryland, USA: NSC, MOH, and ICF International; 2013.
- *Unmet need for modern methods of contraception for girls not married/in union is for the proportion that are sexually active in the last month.
6. National Statistical Committee of the Kyrgyz Republic and UNICEF. *Kyrgyzstan Multiple Indicator Cluster Survey 2018, Survey Findings Report*. Bishkek, Kyrgyzstan: National Statistical Committee of the Kyrgyz Republic and UNICEF; 2019.
 7. United Nations Department of Economic and Social Affairs, Population Division. *World Population Prospects. Fertility data- 2020-2025*. Available from: <https://population.un.org/wpp/Download/Standard/Fertility/> [Accessed 15th May 2020].
 8. Sedgh G, Finer BL, Bankole A, Eilers AM, Singh S. Adolescent pregnancy, Birth and Abortion Rates Across Countries: Levels and Recent Trends. *Journal of Adolescent Health*, 2015; 56, 223-230.
 9. National Statistical Committee of the Kyrgyz Republic (NSC), Ministry of Health [Kyrgyz Republic], and ICF International. *Kyrgyz Republic Demographic and Health Survey 2012/ KYIR61FL.DTA*. Bishkek, Kyrgyz Republic, and Calverton, Maryland, USA: NSC, MOH, and ICF International; 2013.
 10. UNAIDS. *Trends of new HIV infections*. Available from: <http://aidsinfo.unaids.org> [Accessed 15th May, 2020].