



# Chad Contraception within the context of adolescents' sexual and reproductive lives: Country profile

## SOCIO-DEMOGRAPHIC CHARACTERISTICS

	Both Sexes	Female		Male	
	10-19 years	10-14 years	15-19 years	10-14 years	15-19 years
Total population of adolescents (millions) <sup>1</sup> (2020)	4.0	1.1	0.9	1.1	0.9
% of total population that are adolescents <sup>1</sup> (2020)	24.6	13.2	11.3	13.3	11.3
% of adolescents that live in rural areas <sup>2</sup> (2014)	75.0	75.9	75.0	75.3	73.7
% of total rural population that are adolescents <sup>2</sup> (2014)	23.7	12.9	10.7	13.1	10.7
% of total urban population that are adolescents <sup>2</sup> (2014)	27.2	14.6	12.6	14.4	12.8
% national monetary child poverty <sup>3</sup> (2017)	No data				
Completion rate for lower secondary school <sup>4</sup> (2014)	Female	10.0			
	Male	18.2			
Completion rate for upper secondary school <sup>4</sup> (2014)	Female	5.5			
	Male	14.6			
Out of school rate <sup>4</sup> (2016)	Female	77.1			
	Male	59.3			

## CHILD MARRIAGE/UNION STATUS<sup>5</sup> (2014-15)

	Female	Male
Adolescents, 15-19, who are married/ in union (%)	38.3	3.2
% married/in union before age 15 (aged 20-24)	29.7	0.0
% married/in union before age 18 (aged 20-24)	66.9	8.0

## FEMALE GENITAL MUTILATION<sup>5</sup> (2014-15)

	10-14 years	15-19 years
% of girls who have undergone female genital mutilation/cutting	23.2	31.8

## GENDER-BASED VIOLENCE<sup>5</sup> (2014-15)

% of girls who report experiencing:	10-14 years	15-19 years
Physical violence in the last 12 months	No data	9.1
Sexual violence in the last 12 months	No data	2.8
% of adolescents (aged 15-19) who think a husband is justified in hitting or beating his wife in certain circumstances		
Female	Male	
68.8	53.5	

## SEXUAL ACTIVITY<sup>5</sup> (2014-15)

	Female		Male	
	10-14 years	15-19 years	10-14 years	15-19 years
% of adolescents engaged in pre-coital physical behavior	No data	No data	No data	No data
% of adolescents that ever had sex	No data	48.2	No data	23.1
% of adolescents having had sex by age 15	No data	17.8	No data	3.3
% of adolescents sexually active in the last month	No data	29.8	No data	8.0

## CHILDBEARING

% of adolescent girls who have begun childbearing <sup>5</sup> (2014-15)	10-14 years	No data
	15-19 years	35.9
% of women (aged 20-24) who gave birth before 18 years <sup>5</sup> (2014-15)		50.6
Number of births per 1,000 girls, 15-19 <sup>6</sup> (2019)		145.2
% of adolescent girls (aged 15-19) with live births who received antenatal care (ANC4+ visits) <sup>5</sup> (2014-15)		33.4
% of births among girls (aged 15-19) attended by skilled health personnel <sup>5</sup> (2014-15)		25.1

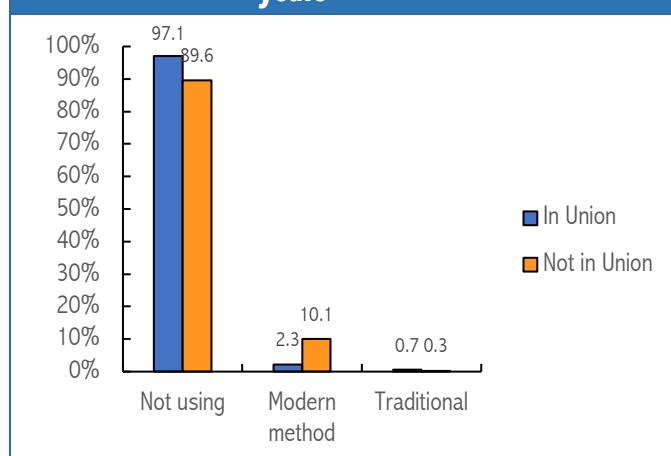
## ABORTION

	10-14 years	15-19 years
Abortion rate per 1,000 girls	No data	No data

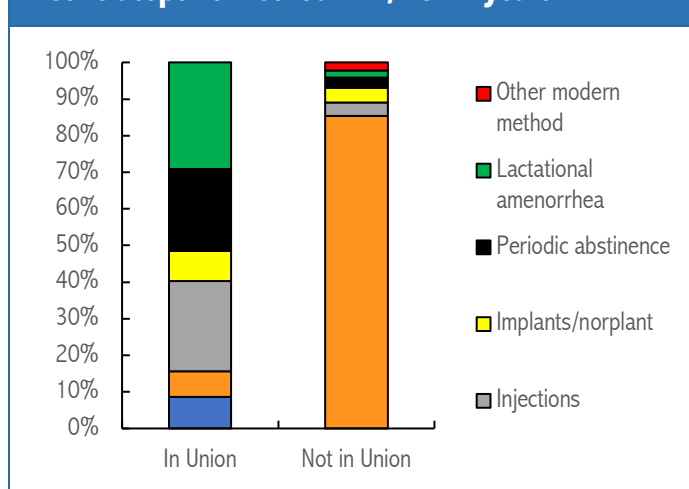
## FERTILITY INTENTIONS & CONTRACEPTIVE USE<sup>5,7</sup> (2014-15)

% of most recent pregnancies experienced by adolescent girls aged 15-19 in the 5 years preceding the survey, including current pregnancies, by planning status	Married/ In union	Unmarried/ not in union
Last pregnancy wanted (<2 years)	85.1	69.2
Last pregnancy wanted later (>=2 years)	14.0	27.4
Last pregnancy not wanted at all	1.0	3.5
% of adolescent girls (aged 15-19) with an unmet need for modern methods of contraception	22.5	69.5*
% of sexually active unmarried adolescent girls (aged 15-19) who currently use at least one method of modern contraception	14.5	

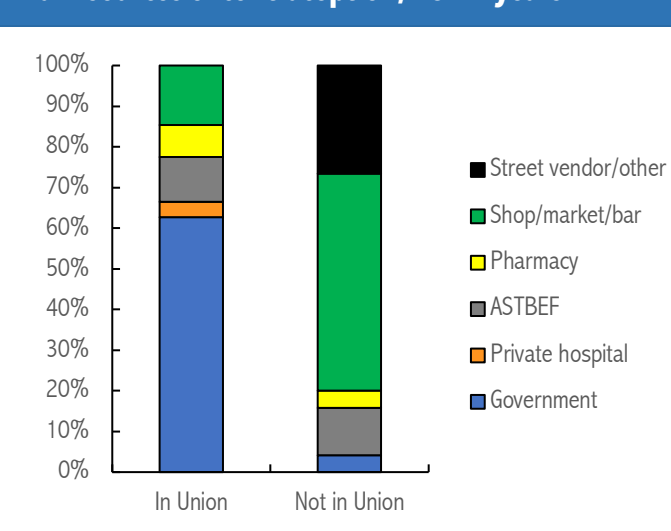
### Current use and non-use of contraception, 15-19 years<sup>7</sup> (2014-15)



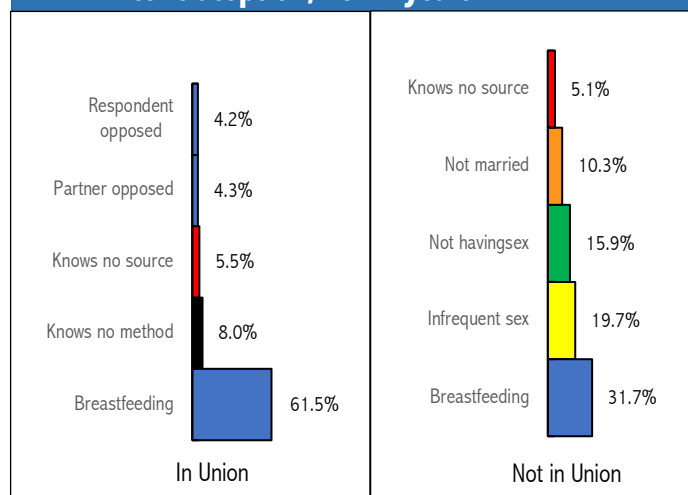
### Contraceptive method mix, 15-19 years<sup>7</sup> (2014-15)



### Main sources of contraception, 15-19 years<sup>7</sup> (2014-15)



### Main reasons for not intending to use contraception, 15-19 years<sup>7</sup> (2014-15)



## HIV/AIDS, SEXUALLY TRANSMITTED INFECTIONS (STIs) AND HUMAN PAPILLOMA VIRUS (HPV)

	Female			Male		
	10-19 years	10-14 years	15-19 years	10-19 years	10-14 years	15-19 years
Number of adolescents living with HIV <sup>8</sup> (2020)	5,900	2,200	3,600	4,600	2,300	2,300
Number of new HIV infections among adolescents per year <sup>9</sup> (2020)	600	No data	600	<200	No data	<200
% of adolescents with comprehensive knowledge about AIDS <sup>5</sup> (2014-15)	No data	No data	10.2	No data	No data	11.6
% prevalence of sexually transmitted infections among adolescents <sup>5</sup> (2014-15)	No data	No data	8.9	No data	No data	4.5
% of sexually active adolescents who had an HIV test in the last 12 months and received the results <sup>5</sup> (2014-15)	No data	No data	10.4	No data	No data	4.4
% of girls, 15 or older, who have completed the full three dose vaccination schedule for HPV	No data	No data	No data	No data	No data	No data

## MENSTRUAL HEALTH

	10-14 years	15-19 years
% of adolescent girls who were aware of menstruation before the onset of their first menstruation	No data	No data
% of adolescent girls who did not participate in social activities, school, or work due to their last menstruation in the last 12 months	No data	No data

## DATA SOURCES

1. World Population Prospects, 2019 Revision. *Population data*. United Nations Department of Economic and Social Affairs, Population Division. Available from: <https://esa.un.org/unpd/wpp/Download/Standard/Population/> [Accessed 17<sup>th</sup> October, 2019].
2. United Nations. *World Urbanization Prospects, the 2014 Revision*. New York: United Nations; Department of Economic and Social Affairs, Population Division; 2014.
3. Keeley B, Little C. *The State of the World's Children 2017: Children in a Digital World*. UNICEF: New York; 2017.
4. UNESCO Institute of Statistics. *UIS Statistics*. Available from: <http://data.uis.unesco.org> [Accessed 2<sup>nd</sup> November 2019].
5. Institut National de la Statistique des Études Économiques et Démographiques - INSEED/Tchad, Ministère de la Santé Publique - MSP/Tchad et ICF International. *Enquête Démographique et de Santé et à Indicateurs Multiples (EDS-MICS 2014-2015)*. Rockville, Maryland, USA: INSEED, MSP et ICF International; 2014-2015.  
\*Unmet need for modern methods of contraception for girls not married/in union is for the proportion that are sexually active in the last month.
6. United Nations Department of Economic and Social Affairs, Population Division. *World Population Prospects. Fertility data- 2020-2025*. Available from: <https://population.un.org/wpp/Download/Standard/Fertility/> [Accessed 30<sup>th</sup> October 2019].
7. Institut National de la Statistique des Études Économiques et Démographiques - INSEED/Tchad, Ministère de la Santé Publique - MSP/Tchad et ICF International. *Enquête Démographique et de Santé et à Indicateurs Multiples (EDS-MICS 2014-2015)/TDIR71FL.DTA*. Rockville, Maryland, USA: INSEED, MSP et ICF International; 2014-2015.
8. UNAIDS. *Trends of new HIV infections*. Available from: <http://aidsinfo.unaids.org> [Accessed 10<sup>th</sup> October 2020].