



Benin Contraception within the context of adolescents' sexual and reproductive lives: Country profile

SOCIO-DEMOGRAPHIC CHARACTERISTICS

	Both Sexes	Female		Male	
	10-19 years	10-14 years	15-19 years	10-14 years	15-19 years
Total population of adolescents (millions) ¹ (2020)	2.8	0.7	0.6	0.8	0.7
% of total population that are adolescents ¹ (2020)	22.9	12.1	10.5	12.5	10.8
% of adolescents that live in rural areas ² (2014)	53.1	52.9	49.6	58.7	50.2
% of total rural population that are adolescents ² (2014)	22.0	11.5	9.4	13.3	9.8
% of total urban population that are adolescents ² (2014)	24.8	13.4	12.4	11.7	12.1
% national monetary child poverty ³ (2017)	No data				
Completion rate for lower secondary school ⁴ (2018)	Female	13.4			
	Male	24.9			
Completion rate for upper secondary school ⁴ (2018)	Female	5.4			
	Male	12.1			
Out of school rate ⁴ (2013)	Female	53.5			
	Male	35.3			

CHILD MARRIAGE/UNION STATUS⁵ (2017-18)

	Female	Male
Adolescents, 15-19, who are married/ in union (%)	18.5	0.6
% married/in union before age 15 (aged 20-24)	9.4	0.4*
% married/in union before age 18 (aged 20-24)	30.6	4.8

FEMALE GENITAL MUTILATION⁶ (2014)

	10-14 years	15-19 years
% of girls who have undergone female genital mutilation/cutting	0.4	2.0

GENDER-BASED VIOLENCE⁵ (2017-18)

% of girls who report experiencing:	10-14 years	15-19 years
Physical violence in the last 12 months	No data	13.2
Sexual violence in the last 12 months	No data	2.9
% of adolescents (aged 15-19) who think a husband is justified in hitting or beating his wife in certain circumstances		
Female	Male	
28.8	17.4	

SEXUAL ACTIVITY⁵ (2017-18)

	Female		Male	
	10-14 years	15-19 years	10-14 years	15-19 years
% of adolescents engaged in pre-coital physical behavior	No data	No data	No data	No data
% of adolescents that ever-had sex	No data	47.9	No data	29.1
% of adolescents having had sex by age 15	No data	12.0	No data	6.2
% of adolescents sexually active in the last month	No data	22.4	No data	9.9

CHILDBEARING

% of adolescent girls who have begun childbearing ⁵ (2017-18)	10-14 years	No data
	15-19 years	20.1
% of women (aged 20-24) who gave birth before 18 years ⁵ (2016-17)		18.7
Number of births per 1,000 girls, 15-19 ⁷ (2019)		75.8
% of adolescent girls (aged 15-19) with live births who received antenatal care (ANC4+ visits) ⁵ (2016-17)		52.5
% of births among girls (aged 15-19) attended by skilled health personnel ⁵ (2016-17)		77.5

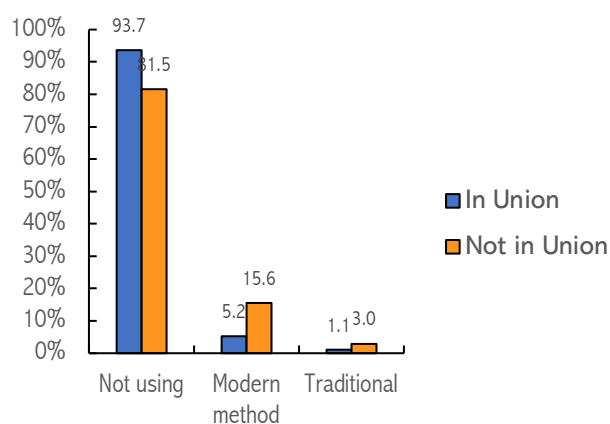
ABORTION

	10-14 years	15-19 years
Abortion rate per 1,000 girls	No data	No data

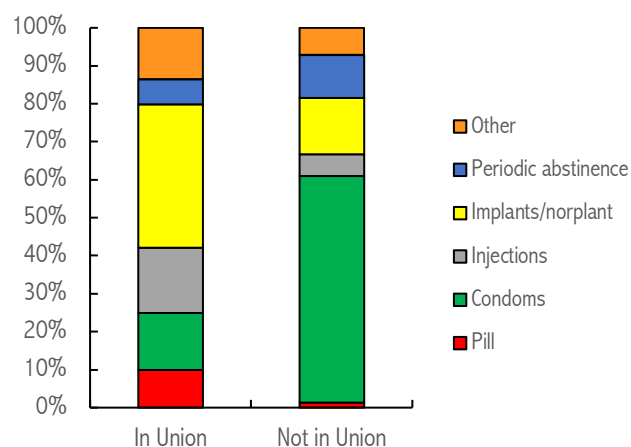
FERTILITY INTENTIONS & CONTRACEPTIVE USE^{5,8} (2017-18)

% of most recent pregnancies experienced by adolescent girls aged 15-19 in the 5 years preceding the survey, including current pregnancies, by planning status	Married/ In union	Unmarried/ not in union
Last pregnancy wanted (<2 years)	76.7	39.8
Last pregnancy wanted later (>=2 years)	22.5	58.2
Last pregnancy not wanted at all	0.9	2.0
% of adolescent girls (aged 15-19) with an unmet need for modern methods of contraception	33.0	65.5*
% of sexually active unmarried adolescent girls (aged 15-19) who currently use at least one method of modern contraception	19.5	

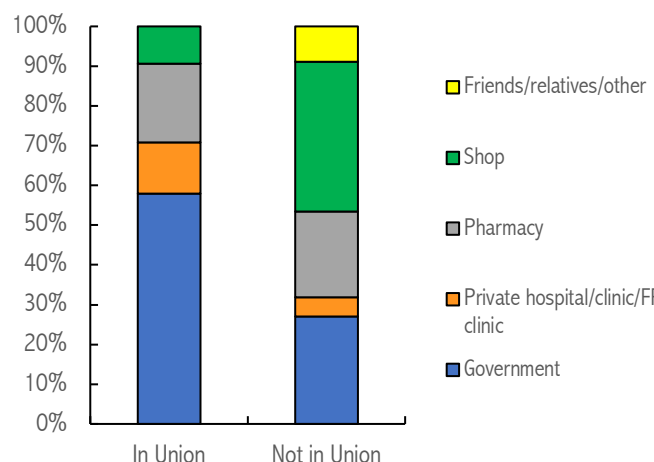
Current use and non-use of contraception, 15-19 years⁸ (2017-18)



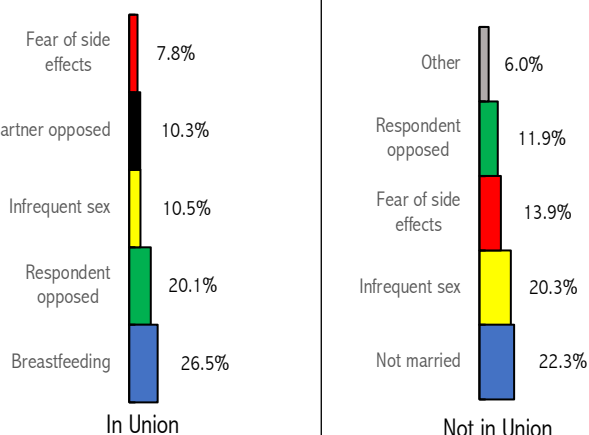
Contraceptive method mix, 15-19 years⁸ (2017-18)



Main sources of contraception, 15-19 years⁸ (2017-18)



Main reasons for not intending to use contraception, 15-19 years⁸ (2017-18)



HIV/AIDS, SEXUALLY TRANSMITTED INFECTIONS (STIs) AND HUMAN PAPILLOMA VIRUS (HPV)

	Female			Male		
	10-19 years	10-14 years	15-19 years	10-19 years	10-14 years	15-19 years
Number of adolescents living with HIV ⁹ (2020)	2,600	1,100	1,600	2,200	1,100	1,100
Number of new HIV infections among adolescents per year ⁹ (2020)	<500	No data	<500	<200	No data	<200
% of adolescents with comprehensive knowledge about AIDS ⁵ (2016-17)	No data	No data	14.1	No data	No data	14.4
% prevalence of sexually transmitted infections among adolescents ⁵ (2016-17)	No data	No data	20.8	No data	No data	7.2
% of sexually active adolescents who had an HIV test in the last 12 months and received the results ⁵ (2016-17)	No data	No data	9.9	No data	No data	3.8
% of girls, 15 or older, who have completed the full three dose vaccination schedule for HPV	No data	No data	No data	No data	No data	No data

MENSTRUAL HEALTH

	10-14 years	15-19 years
% of adolescent girls who were aware of menstruation before the onset of their first menstruation	No data	No data
% of adolescent girls who did not participate in social activities, school, or work due to their last menstruation in the last 12 months	No data	No data

DATA SOURCES

- World Population Prospects, 2019 Revision. *Population data*. United Nations Department of Economic and Social Affairs, Population Division. Available from: <https://esa.un.org/unpd/wpp/Download/Standard/Population/> [Accessed 17th October, 2019].
- United Nations. *World Urbanization Prospects, the 2014 Revision*. New York: United Nations; Department of Economic and Social Affairs, Population Division; 2014.
- Keeley B, Little C. *The State of the World's Children 2017: Children in a Digital World*. UNICEF: New York; 2017.
- UNESCO Institute of Statistics. *UIS Statistics*. Available from: <http://data.uis.unesco.org> [Accessed 2nd November 2019].
- Institut National de la Statistique et de l'Analyse Économique INSAE and ICF. *Enquête Démographique et de Santé au Bénin, 2017-2018*. Cotonou, Bénin and Rockville, Maryland, USA: INSAE and ICF; 2019.
 *Unmet need for modern methods of contraception for girls not married/in union is for the proportion that are sexually active in the last month.
 *Data on married/in union before age 15 for males is from the 2012 Benin Demographic and Health Survey.
- Institut national de la statistique et de l'analyse économique (INSAE), Benin. *Enquête par grappes à indicateurs multiples 2014, Rapport final*. Cotonou, Benin: Institut national de la statistique et de l'analyse économique; 2015.
- United Nations Department of Economic and Social Affairs, Population Division. *World Population Prospects. Fertility data- 2020-2025*. Available from: <https://population.un.org/wpp/Download/Standard/Fertility/> [Accessed 30th October 2019].
- Institut National de la Statistique et de l'Analyse Économique INSAE and ICF. *Enquête Démographique et de Santé au Bénin, 2017-2018/BIIR71FL.DTA*. Cotonou, Bénin and Rockville, Maryland, USA: INSAE and ICF; 2019.
- UNAIDS. *Trends of new HIV infections*. Available from: <http://aidsinfo.unaids.org> [Accessed 10th October 2020].