

# Indonesia pharmaceutical profile 2017



## COUNTRY AT A GLANCE

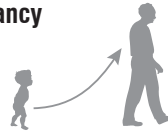
**257564**

Population  
(in 000s)<sup>1</sup>



**69.1**

Life expectancy  
at birth  
(in years)<sup>2</sup>



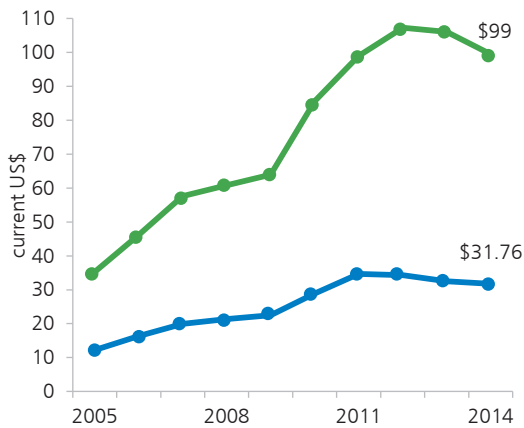
**3347**

GDP  
(per capita in  
current US\$)<sup>3</sup>

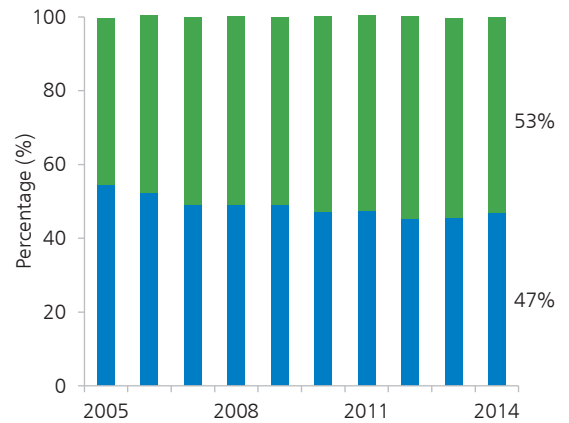


## OVERALL SPENDING ON HEALTH

Total per capita spending on health care (current US\$)<sup>4</sup>  
Total per capita spending medicines (current US\$)<sup>5</sup>

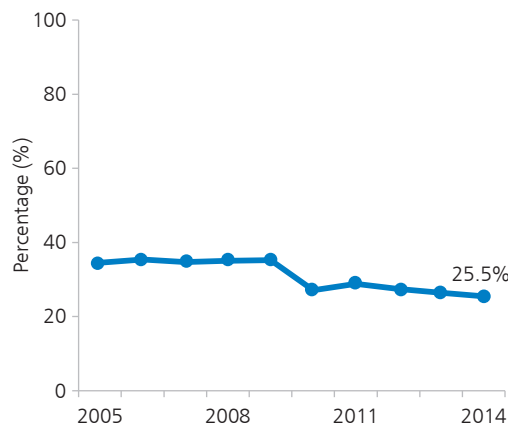


Share of government vs. out-of-pocket spending on health<sup>4</sup>

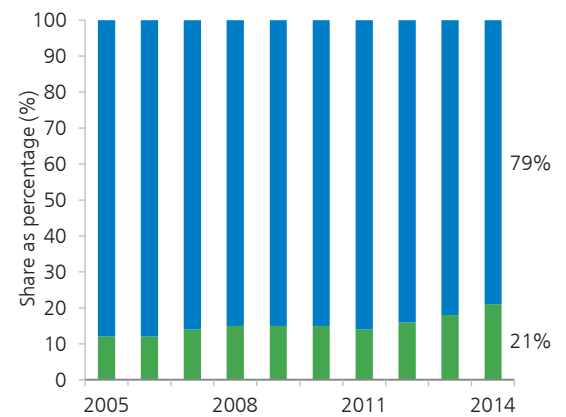


## SPENDING ON MEDICINES

Spending on medicines as share of total health-care cost<sup>5</sup>



Share of public and out-of-pocket spending on medicines<sup>5</sup>



## MEDICAL AND PHARMACY WORKFORCE



**1.1**  
Medical practitioners/10 000  
population<sup>6</sup>



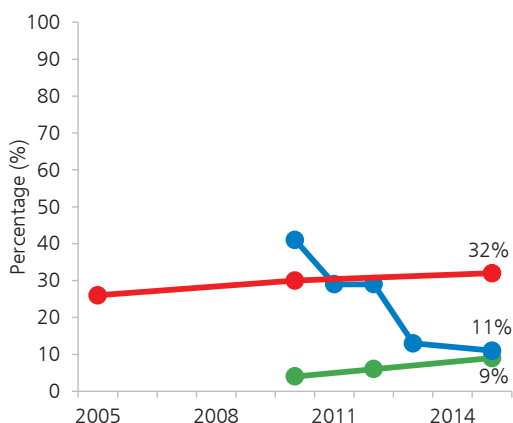
**0.5**  
Pharmacists & pharmacy  
technicians/10 000 population<sup>6</sup>



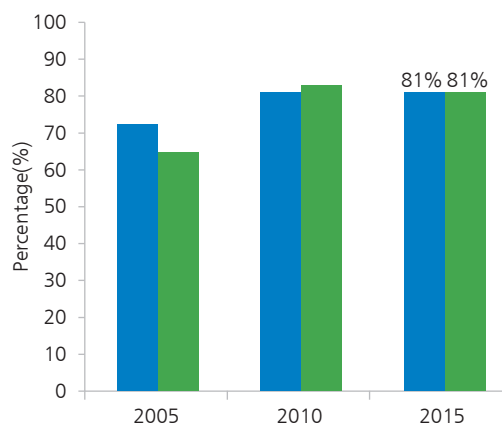
**0.3**  
Registered pharmacists/10 000  
population<sup>6</sup>



**HIV/AIDS, Malaria and Tuberculosis treatment coverage** <sup>7,8,9</sup>



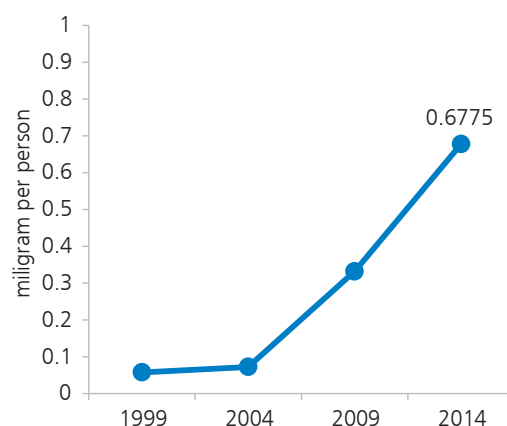
**Diphtheria-tetanus-pertussis (DTP3) and Hepatitis B3 immunization coverage** <sup>10</sup>



**Hypertension and Diabetes Mellitus treatment coverage**

Data insufficient to analyse

**Access to palliative care: Opioid consumption in Morphine Equivalence (ME) minus Methadone** <sup>11</sup>



Morphine Equivalence minus methadone represents country capacity to deliver palliative care, because it excludes treatment for drug dependency



**Key Pharmaceutical Legislation** <sup>12</sup>

Law on registration of medicines, 2008

**National Medicine Policy** <sup>12</sup>

National Medicine Policy 2006

**National Essential Medicines List** <sup>13</sup>

National List of Essential Medicines – 2017

**National Standard Treatment Guidelines** <sup>14</sup>

Clinical Guidance for Physicians in Primary Care, 2014. No national STGs for hospitals



**Number of Local pharmaceutical manufacturers**

174

**Least Developed country status** <sup>15</sup>

No

**Member of World Trade Organization since** <sup>16</sup>

1995

**TRIPS flexibilities used** <sup>17</sup>

Yes

# Pharmaceutical system flowchart

## Medicine

  
Market  
Authorization/  
Licensing/Quality  
Assurance

**National Regulatory Authorities:** Medicines and vaccines: National Agency of Drug and Food Control;<sup>18</sup>  
Medical device: Ministry of Health; <http://infoalkes.depkes.go.id/>

**Regulated products<sup>18</sup>:**

Medicines: YES    Vaccines YES    Medical devices: YES    Traditional medicines<sup>19</sup>: YES

**Medicine Quality Control Laboratory<sup>12</sup>:** Drug Testing Laboratory of National Quality Control Laboratory

ISO 17025 certified<sup>20</sup>: YES

WHO prequalified: NO

**Number of registered medicines<sup>12</sup>:** 15072 allopathic and 13000 traditional medicines

  
Medicine  
Selection

**Agency responsible for selection<sup>13</sup>:** Ministry of Health

**Number of products on essential medicines list:**

By active ingredient: 321    By dosage form: 503

**Traditional medicines products included in essential medicines list:** No data available

**Medicines availability is indicated by health facility level:** Primary care, Referral care (hospitals)

**Latest National Formulary<sup>21</sup>:** 586

  
Medicine  
Procurement

### Public sector

**Agency responsible for public procurement<sup>12</sup>:** Directorate General of Pharmaceutical and Medical Devices

**Procurement done at Central<sup>12</sup>**  **State**  **Facility<sup>12</sup>**

**Commonly used procurement methods<sup>12</sup>:** Local tendering

### Private sector

**Number of wholesalers<sup>22</sup>:** 2846

  
Pricing and  
Reimbursement

### Public sector

**Price control:** YES

**Price mechanism<sup>12</sup>:** Lowest price bid accepted

**Health Insurance reimbursement price<sup>21</sup>:**  
Universal Health coverage (BPJS Kesehatan)

**Patient prices for essential medicines in public sector:** No data available

### Private sector

**Agency responsible for price control:** Ministry Health

**Pricing mechanism:** Market Based Pricing

**Manufacturer**  **Wholesale<sup>12</sup>**  40%  
**Retailer**

**Mark-ups regulated:** No data available

**Fixed or regressive<sup>12</sup>:** Generic medicines prices fixed by Ministry of Health and other medicines prices set by manufacturers

  
Distribution

### Public sector

**Agency responsible for distribution<sup>12</sup>:** Directorate General of Pharmaceutical and Medical Devices

**Public sector facilities<sup>22</sup>:**

Public Hospitals: 2406

(1855 general hospitals and 552 special hospitals)

Health centres: 9731

### Private sector

**Number of retail outlets<sup>22</sup>:** 22634 and 8009 drug stores

**Licensed retail pharmacies per 10 000 population:** Not available

**Number of traditional medicines outlets:** Not available

## Patient

## References

---

1. United Nations, Department of Economic and Social Affairs, Population Division. World Population Prospects, the 2015 revision. New York, 2015. <https://esa.un.org/unpd/wpp/> -accessed 12 May 2017.
2. World Health Organization. Global Health Observatory (GHO) data: life expectancy. Geneva. [http://www.who.int/gho/mortality\\_burden\\_disease/life\\_tables/en/](http://www.who.int/gho/mortality_burden_disease/life_tables/en/) -accessed 12 May 2017.
3. The World Bank. World development indicators 2016. Washington DC. <http://databank.worldbank.org/data/reports.aspx?source=world-development-indicators> -accessed 12 May 2017.
4. World Health Organization. Global Health Expenditure Database (GHED): total health expenditure. Geneva. <http://apps.who.int/nha/database/Select/Indicators/en> -accessed 12 May 2017.
5. World Health Organization. Indonesia national health accounts. Geneva. Internal communication, April 2017.
6. Data taken from SEAR health workforce survey April 2016.
7. United Nations Programme on HIV/AIDS. Estimates of coverage of people receiving ART. <http://aidsinfo.unaids.org> -accessed 12 May 2017.
8. World Health Organization. World malaria reports. Geneva. [http://www.who.int/malaria/publications/world\\_malaria\\_report/en/](http://www.who.int/malaria/publications/world_malaria_report/en/) - accessed 12 May 2017.
9. World Health Organization. Global Health Observatory (GHO) data. Geneva. <http://apps.who.int/gho/data/view.main.57060ALL?lang=en> -accessed 12 May 2017.
10. World Health Organization. WHO/UNICEF estimates of national immunization coverage. Geneva. [http://apps.who.int/immunization\\_monitoring/globalsummary](http://apps.who.int/immunization_monitoring/globalsummary) -accessed 12 May 2017.
11. Pain & Policy Studies Group. Country Profiles: Opioid consumption in Morphine Equivalence (ME) minus Methadone. University of Wisconsin, USA. 2015. <http://www.painpolicy.wisc.edu/countryprofiles> -accessed 12 May 2017.
12. World Health Organization, Regional Office for South-East Asia. Pharmaceuticals in health care delivery- Indonesia. New Delhi, 2011. [http://www.searo.who.int/entity/medicines/indonesia\\_situational\\_analysis.pdf?ua=1](http://www.searo.who.int/entity/medicines/indonesia_situational_analysis.pdf?ua=1) -accessed 6 July 2017
13. Ministry of Health. National List of Essential Medicines 2017. Jakarta. [http://e-fornas.binfar.kemkes.go.id/obat\\_doen.php](http://e-fornas.binfar.kemkes.go.id/obat_doen.php) -accessed 6 July 2017
14. Clinical guidance for Physicians in Primary Care, 2014. [http://hukor.kemkes.go.id/uploads/produk\\_hukum/PMK%20No.%205%20ttg%20Panduan%20Praktik%20Klinis%20Dokter%20di%20di%20FASYANKES%20Primer.pdf](http://hukor.kemkes.go.id/uploads/produk_hukum/PMK%20No.%205%20ttg%20Panduan%20Praktik%20Klinis%20Dokter%20di%20di%20FASYANKES%20Primer.pdf) -accessed 20 July 2017.
15. United Nations, Department of Economics and Social Affairs, Development Policy and Analysis Division. LDC list. 2016. <https://www.un.org/development/desa/dpad/least-developed-country-category/ldcs-at-a-glance.html> -accessed 12 May 2017.
16. World Trade Organization. Members and Observers. World Trade Organization. Geneva. 2016. [https://www.wto.org/english/thewto\\_e/whatis\\_e/tif\\_e/org6\\_e.htm](https://www.wto.org/english/thewto_e/whatis_e/tif_e/org6_e.htm) -accessed 21 June 2017.
17. World Intellectual Property Organization. Statistical Country profiles. World Intellectual Property Organization. Geneva. [http://www.wipo.int/ipstats/en/statistics/country\\_profile/](http://www.wipo.int/ipstats/en/statistics/country_profile/) -accessed 21 June 2017.
18. National Agency of Drug and Food Control. Indonesia. <http://www.pom.go.id/index.php/home/en> - accessed 4 June 2017.
19. Data taken from SEAR workshop on Traditional Medicines in 2015, Pyongyang.
20. World Health Organization, Regional Office for South East Asia. Report of South East Asia Drug Testing Laboratories, 2013. New Delhi, 2013. <http://apps.who.int/medicinedocs/documents/s21588en/s21588en.pdf> -accessed 21 May 2017.
21. National Health Insurance (JKN). National Health Formulary 2013. National health Insurance. Badan Penyelenggara Jaminan Sosial (BPJS). Indonesia. <http://www.jkn.kemkes.go.id/attachment/unduh/KMK%20No.%20328%20ttg%20Formularium%20Nasional.pdf> -accessed 6 July 2017.
22. Ministry of Health. Indonesia Health Profile 2014. Ministry of Health, Republic of Indonesia. Jakarta, 2015. <http://www.depkes.go.id/resources/download/pusdatin/profil-kesehatan-indonesia/Indonesia%20Health%20Profile%202014.pdf> -accessed 7 July 2017.