

# **Pacific Syndromic Surveillance System**

Weekly Bulletin

Système de Surveillance Syndromic dans le Pacifique

Bulletin Hebdomadaire

**W23 2018 (Jun 04-Jun 10)**

W23		Cumulative <sup>1</sup>		Indicator
%	<i>n</i>	%	<i>n</i>	
	116		120	1. Number of sentinel sites Nombre de sites sentinelles
57%	13	69%	363	2. Number of PICs that reported <sup>2</sup> Nombre des PICs qui a rapporté
75%	87	81%	97	3. Number of sites that reported Nombre de sites qui a rapporté

<sup>1</sup> W1 2018 to W23 2018 | S1 2018 à S23 2018

<sup>1</sup> Pacific Island Countries | Pays insulaires du Pacifique

WHO gratefully acknowledges the support of Ministries of Health and partners in the following Pacific Island Countries and areas for the contribution of data to this bulletin | L'OMS reconnaît avec reconnaissance le soutien des ministères de la santé et des partenaires dans les pays insulaires du Pacifique suivants pour la contribution des données à ce bulletin:



Country/Area	No. sites	No. reported	% reported	AFR	Diarrhoea	ILI	PF	DLI
American Samoa	0	0	0%	0	0	0	0	0
Cook Islands	13	11	85%	0	1	0	0	0
FSM	4	3	75%	0	32	70	4	3
Fiji	12	10	83%	1	270	135	20	100
French Polynesia	32	16	50%	0	26	50	6	5
Guam	1	1	100%	0	2	2	0	0
Kiribati	0	0	0%	0	0	0	0	0
Marshall Islands	0	0	0%	0	0	0	0	0
N Mariana Is	7	6	86%	1	14	15	9	0
Nauru	0	0	0%	0	0	0	0	0
New Caledonia	1	1	100%	0	1	43	16	0
New Zealand	0	0	0%	0	0	0	0	0
Niue	0	0	0%	0	0	0	0	0
PNG	0	0	0%	0	0	0	0	0
Palau	1	1	100%	1	9	6	0	22
Pitcairn Islands	0	0	0%	0	0	0	0	0
Samoa	8	7	88%	37	96	583	23	1
Solomon Islands	13	13	100%	0	130	331	74	7
Tokelau	2	2	100%	0	8	3	0	0
Tonga	11	10	91%	5	115	296	4	23
Tuvalu	0	0	0%	0	0	0	0	0
Vanuatu	11	6	55%	2	31	297	4	0
Wallis & Futuna	0	0	0%	0	0	0	0	0

# Country trends | ILI and Diarrhoea

Figure 1a American Samoa | Samoa américaines



Figure 1b Cook Islands | Îles Cook

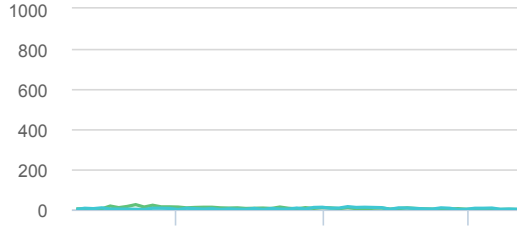


Figure 1c Federated States of Micronesia

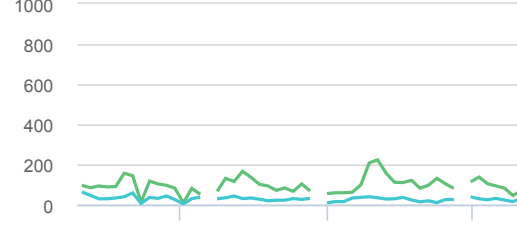


Figure 1d Fiji | Fidji

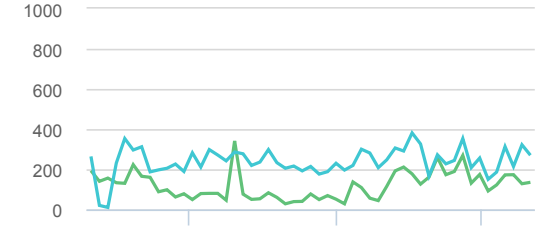


Figure 1e French Polynesia | Polynésie française

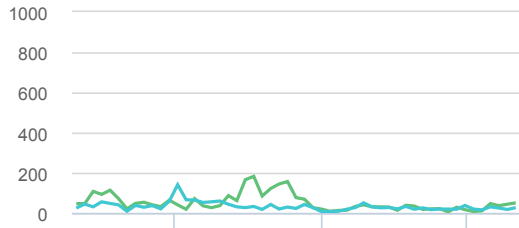


Figure 1f Guam | Guam

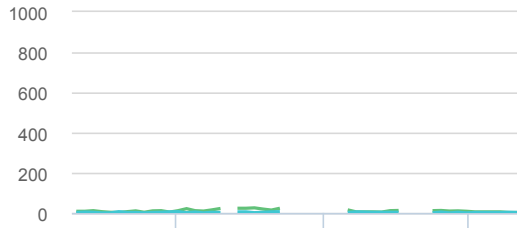


Figure 1g Kiribati | Kiribati

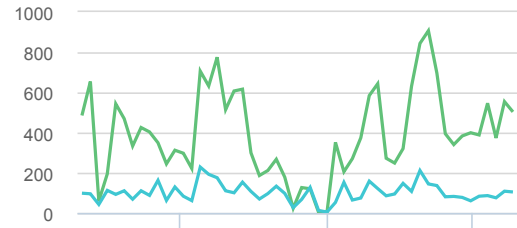


Figure 1h Marshall Islands | Îles Marshall

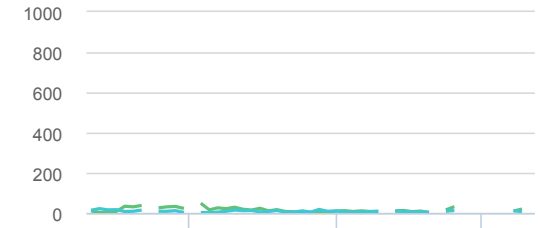


Figure 1i Nauru | Nauru

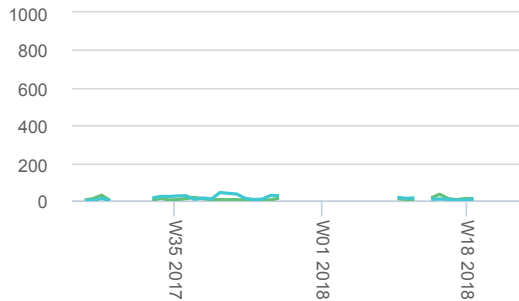


Figure 1j New Caledonia | Nouvelle-Calédonie

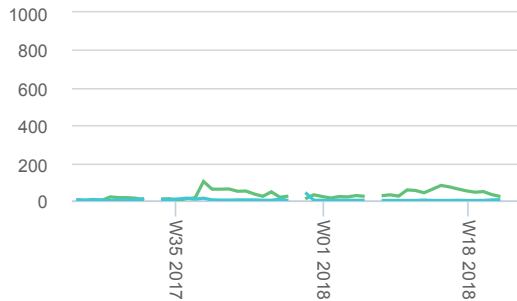


Figure 1k New Zealand | Nouvelle-Zélande

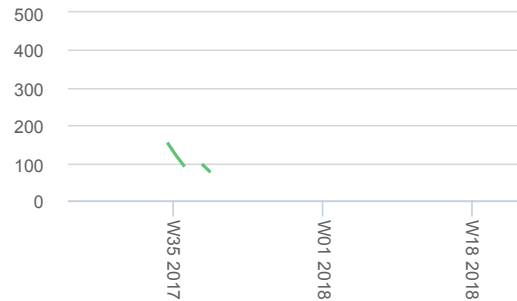
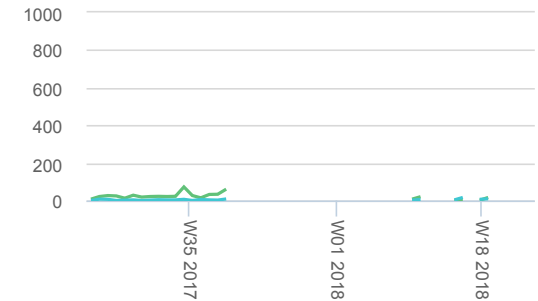


Figure 1l Niue | Niue



# Country trends | ILI and Diarrhoea

Figure 1m N Mariana Isl. | Îles Mariannes du Nord

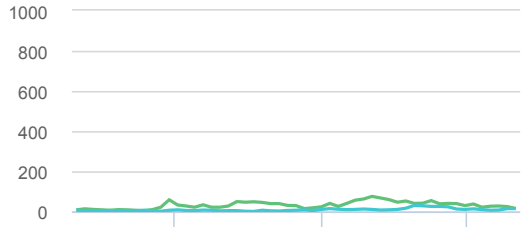


Figure 1n Palau | Palau

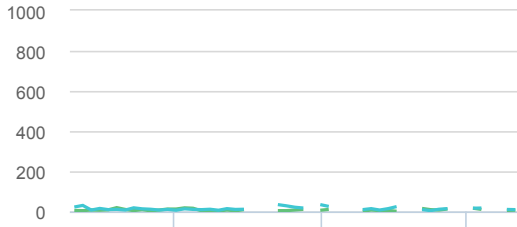


Figure 1o PNG | Papouasie Nouvelle Guinée




Figure 1p Pitcairn Islands | Îles Pitcairn

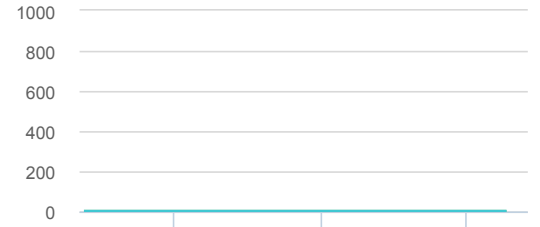


Figure 1q Samoa | Samoa



Figure 1r Solomon Islands | Îles Salomon

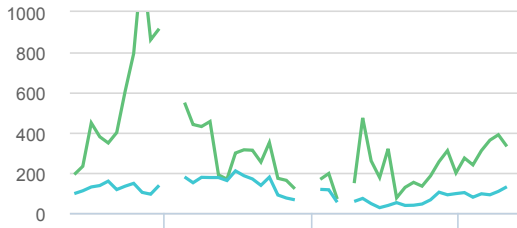


Figure 1s Tokelau | Tokelau

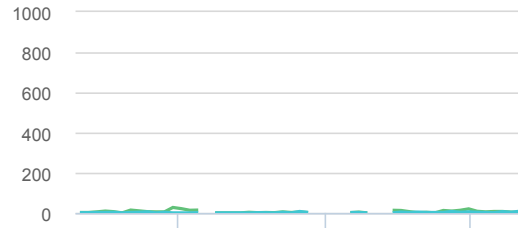


Figure 1t Tonga | Tonga

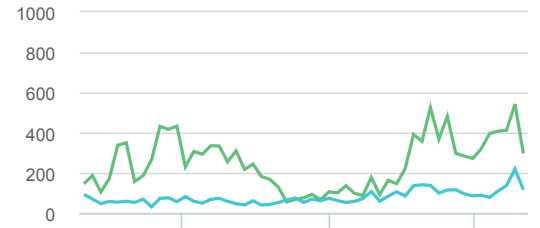


Figure 1u Tuvalu | Tuvalu

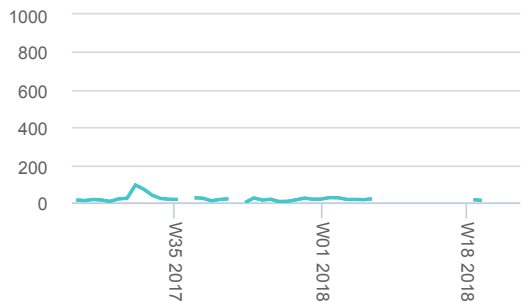


Figure 1v Vanuatu | Vanuatu

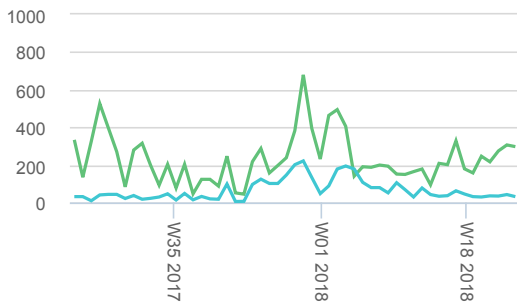
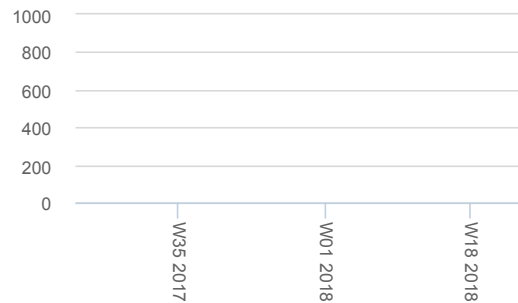


Figure 1w Wallis & Futuna | Wallis & Futuna



Legend

- Influenza-like Illness (ILI)
- Diarrhoea

# Country trends | AFR, DLI and PF

Figure 2a American Samoa | Samoa américaines



Figure 2b Cook Islands | Îles Cook

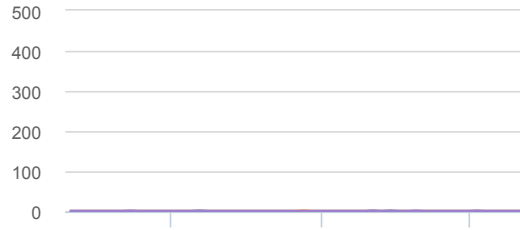


Figure 2c Federated States of Micronesia



Figure 2d Fiji | Fidji

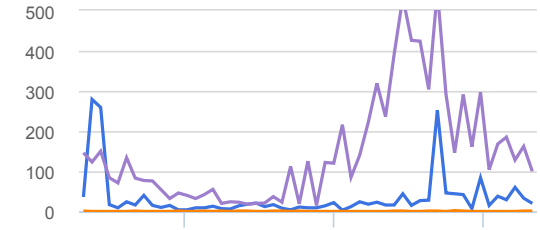


Figure 2e French Polynesia | Polynésie française

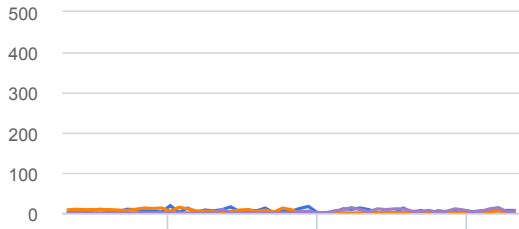


Figure 2f Guam | Guam

Not reported

Figure 2g Kiribati | Kiribati



Figure 2h Marshall Islands | Îles Marshall



Figure 2i Nauru | Nauru

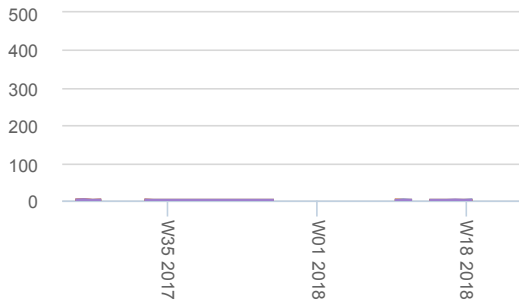


Figure 2j New Caledonia | Nouvelle-Calédonie

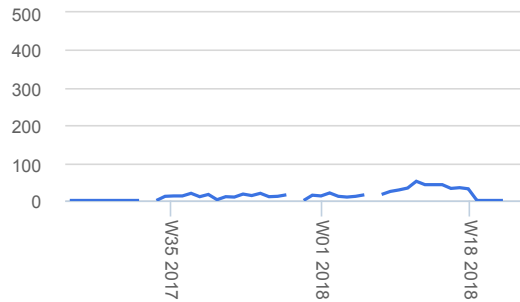
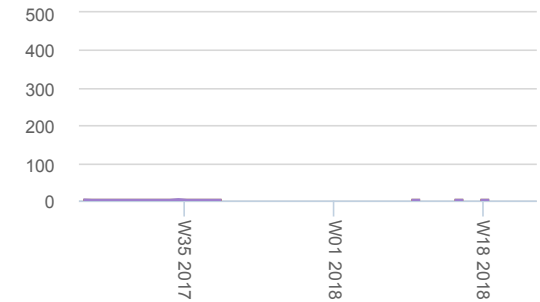


Figure 2k New Zealand | Nouvelle-Zélande

Not reported

Figure 2l Niue | Niue



# Country trends | AFR, DLI and PF

Figure 2m N Mariana Isl. | Îles Mariannes du Nord



Figure 2n Palau

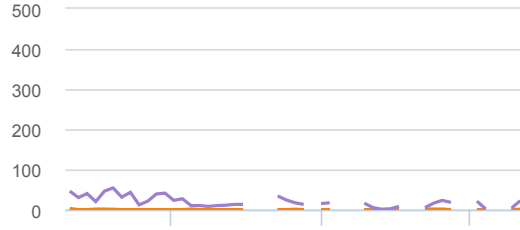


Figure 2o PNG | Papouasie Nouvelle Guinée




Figure 2p Pitcairn Islands | Îles Pitcairn



Figure 2q Samoa | Samoa

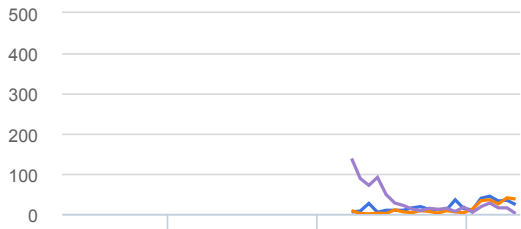


Figure 2r Solomon Islands | Îles Salomon

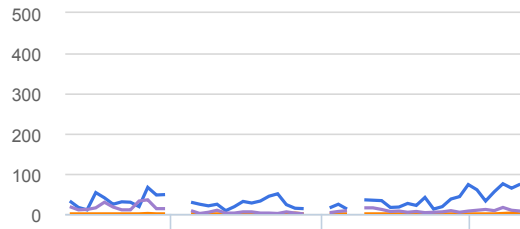


Figure 2s Tokelau | Tokelau

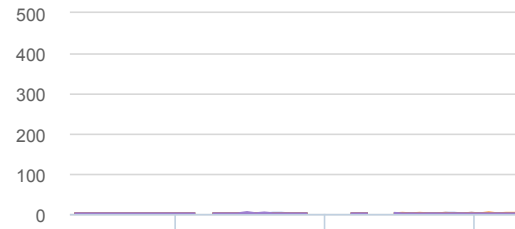


Figure 2t Tonga | Tonga

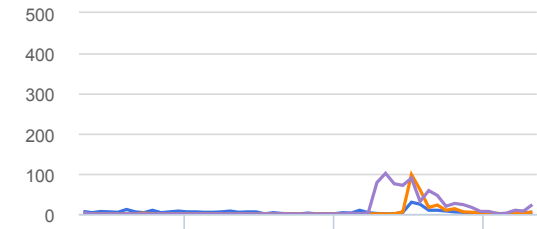


Figure 2u Tuvalu | Tuvalu

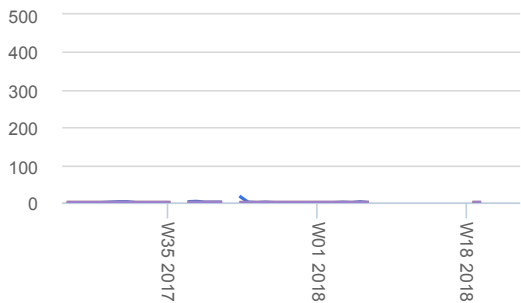


Figure 2v Vanuatu | Vanuatu

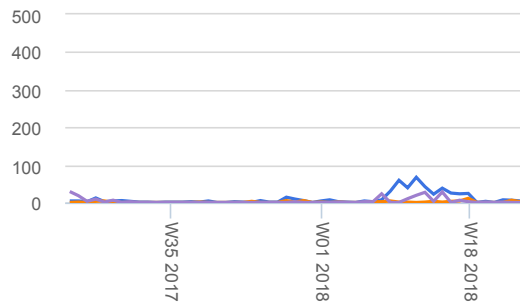
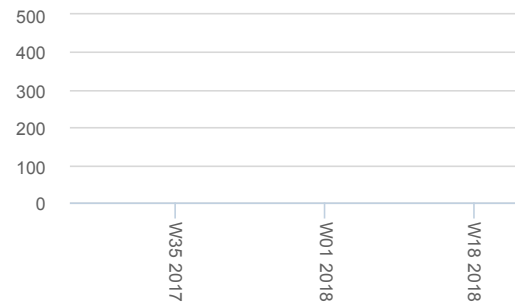


Figure 2w Wallis & Futuna | Wallis & Futuna



**Legend**

- Acute Fever and Rash (AFR)
- Dengue-like Illness (DLI)
- Prolonged Fever (PF)

## For more help and support, please contact:

Dr Viema Biaukula,  
World Health Organization  
Division of Pacific Technical Support  
Suva, Fiji

**Email:** [biaukulav@who.int](mailto:biaukulav@who.int)

### Notes:

The Pacific Syndromic Surveillance System (PSSS) was started in 2010. With the support of the Pacific Community, it collects sentinel surveillance data on 4 syndromes (including one optional), from 23 Pacific Island Countries and areas.

The aim is to monitor trends and to trigger alerts to rapidly detect and respond to suspected outbreaks. In 2017, the system was moved to an online platform called EWARS. Data is entered online by country focal points and is then analysed using an online application.

This bulletin has been published automatically from EWARS.

---

Le système de surveillance de la syndromie du Pacifique (PSSS) a été lancé en 2010. Avec le soutien de la Communauté du Pacifique, il collecte des données de surveillance sentinelle sur 4 syndromes (dont un optionnel), provenant de 23 pays insulaires du Pacifique.

L'objectif est de surveiller les tendances et de déclencher des alertes pour détecter et répondre rapidement aux épidémies présumées. En 2017, le système a été transféré vers une plate-forme en ligne appelée EWARS. Les données sont entrées en ligne par points focaux de pays et sont ensuite analysées à l'aide d'une application en ligne.

Ce bulletin a été publié automatiquement à partir d'EWARS.