

# **Pacific Syndromic Surveillance System**

Weekly Bulletin

Système de Surveillance Syndromic dans le Pacifique

Bulletin Hebdomadaire

**W20 2018 (May 14-May 20)**

W20		Cumulative <sup>1</sup>		Indicator
%	<i>n</i>	%	<i>n</i>	
	124		119	1. Number of sentinel sites <i>Nombre de sites sentinelles</i>
61%	14	69%	317	2. Number of PICs that reported <sup>2</sup> <i>Nombre des PICs qui a rapporté</i>
80%	99	81%	96	3. Number of sites that reported <i>Nombre de sites qui a rapporté</i>

<sup>1</sup> W1 2018 to W20 2018 | S1 2018 à S20 2018

<sup>1</sup> Pacific Island Countries | Pays insulaires du Pacifique


WHO gratefully acknowledges the support of Ministries of Health and partners in the following Pacific Island Countries and areas for the contribution of data to this bulletin | L'OMS reconnaît avec reconnaissance le soutien des ministères de la santé et des partenaires dans les pays insulaires du Pacifique suivants pour la contribution des données à ce bulletin:



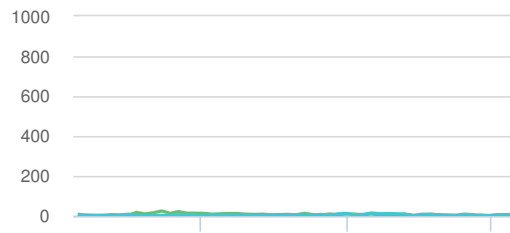
Country/Area	No. sites	No. reported	% reported	AFR	Diarrhoea	ILI	PF	DLI
American Samoa	0	0	0%	0	0	0	0	0
Cook Islands	13	11	85%	0	7	1	0	0
FSM	4	4	100%	0	31	93	4	0
Fiji	12	12	100%	0	313	172	29	185
French Polynesia	32	21	66%	2	30	46	6	10
Guam	1	1	100%	0	2	5	0	0
Kiribati	7	7	100%	2	75	373	18	197
Marshall Islands	0	0	0%	0	0	0	0	0
N Mariana Is	7	6	86%	6	6	26	12	0
Nauru	0	0	0%	0	0	0	0	0
New Caledonia	0	0	0%	0	0	0	0	0
New Zealand	0	0	0%	0	0	0	0	0
Niue	1	1	100%	0	3	13	0	0
PNG	0	0	0%	0	0	0	0	0
Palau	0	0	0%	0	0	0	0	0
Pitcairn Islands	1	1	100%	0	0	0	0	0
Samoa	8	6	75%	35	120	872	44	27
Solomon Islands	14	9	64%	0	95	310	55	8
Tokelau	2	2	100%	0	1	7	0	0
Tonga	11	11	100%	0	109	407	0	2
Tuvalu	0	0	0%	0	0	0	0	0
Vanuatu	11	7	64%	0	35	216	0	0
Wallis & Futuna	0	0	0%	0	0	0	0	0

# Country trends | ILI and Diarrhoea

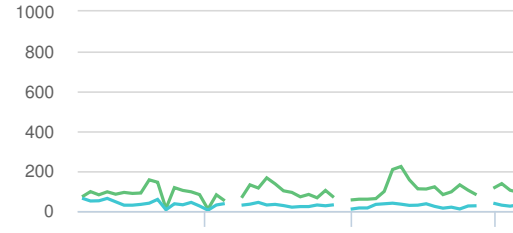
**Figure 1a** American Samoa | Samoa américaines



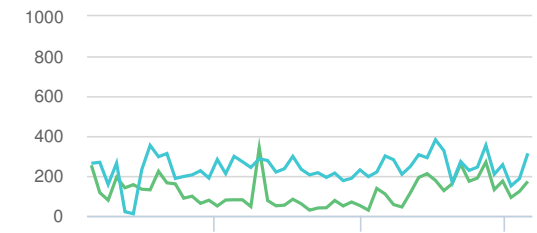
**Figure 1b** Cook Islands | Îles Cook



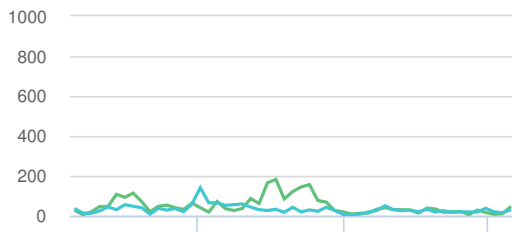
**Figure 1c** Federated States of Micronesia



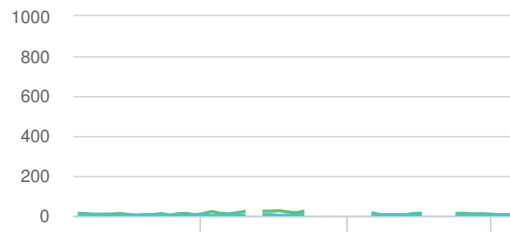
**Figure 1d** Fiji | Fidji



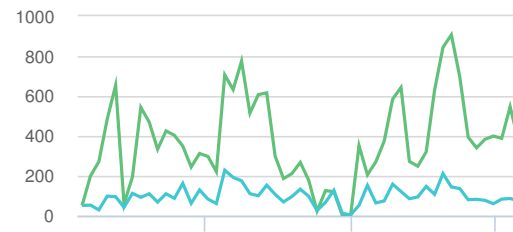
**Figure 1e** French Polynesia | Polynésie française



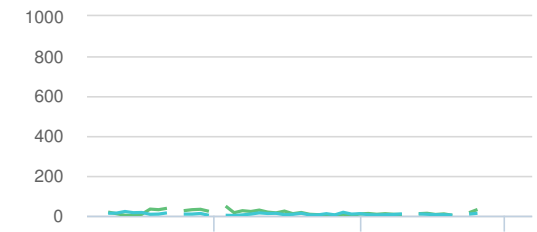
**Figure 1f** Guam | Guam



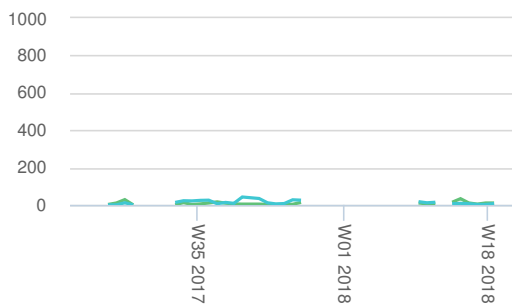
**Figure 1g** Kiribati | Kiribati



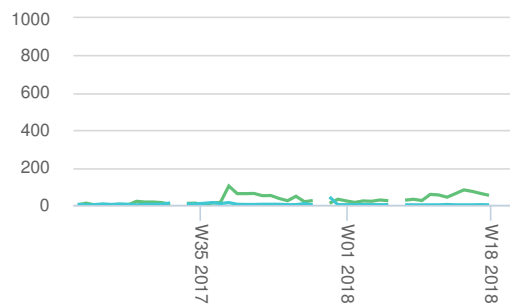
**Figure 1h** Marshall Islands | Îles Marshall



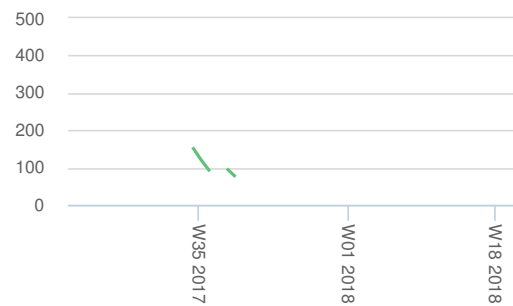
**Figure 1i** Nauru | Nauru



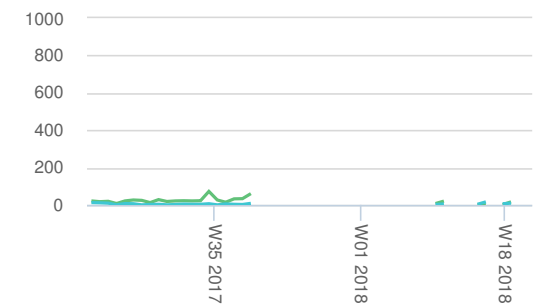
**Figure 1j** New Caledonia | Nouvelle-Calédonie



**Figure 1k** New Zealand | Nouvelle-Zélande



**Figure 1l** Niue | Niue



# Country trends | ILI and Diarrhoea

Figure 1m N Mariana Isl. | Îles Mariannes du Nord

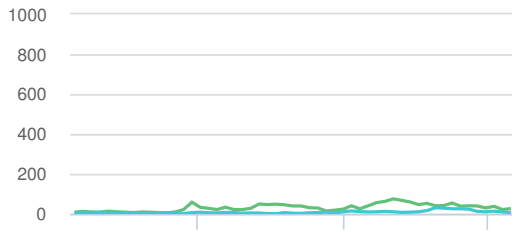


Figure 1n Palau | Palau

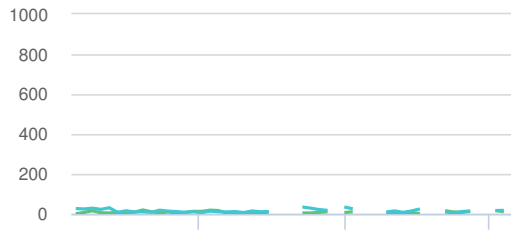


Figure 1o PNG | Papouasie Nouvelle Guinée

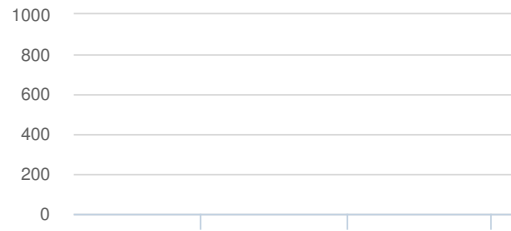


Figure 1p Pitcairn Islands | Îles Pitcairn

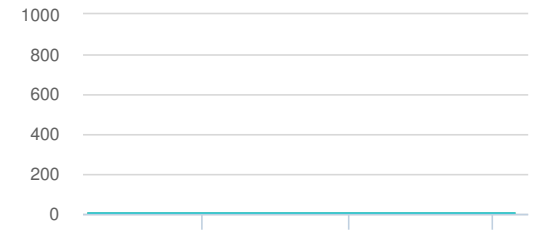


Figure 1q Samoa | Samoa

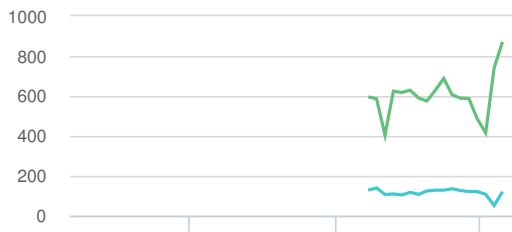


Figure 1r Solomon Islands | Îles Salomon

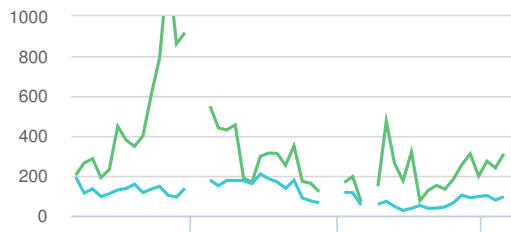


Figure 1s Tokelau | Tokelau

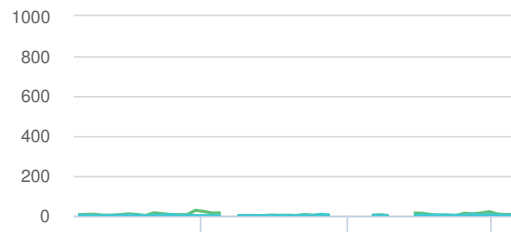


Figure 1t Tonga | Tonga

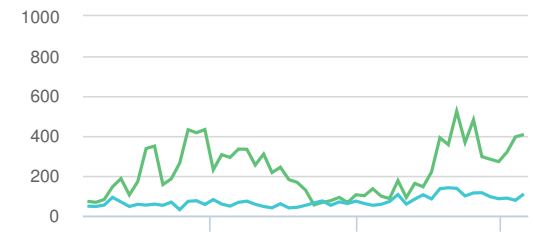


Figure 1u Tuvalu | Tuvalu

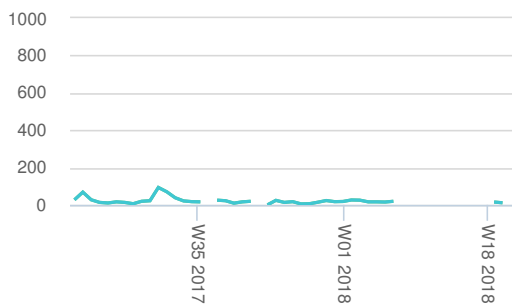


Figure 1v Vanuatu | Vanuatu

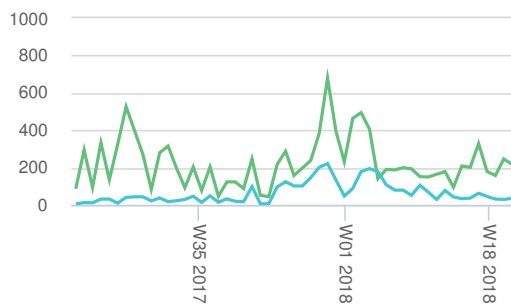
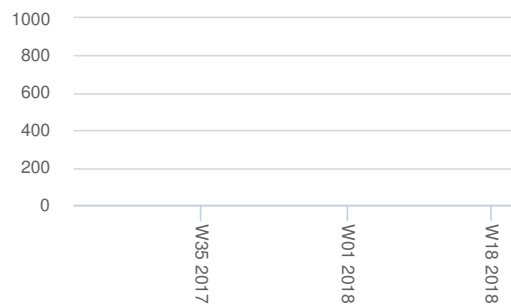



Figure 1w Wallis & Futuna | Wallis & Futuna



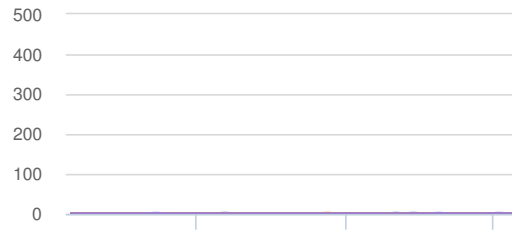
Legend

- Influenza-like Illness (ILI)
- Diarrhoea

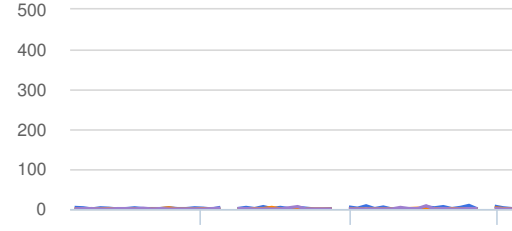
**Figure 2a** American Samoa | Samoa américaines



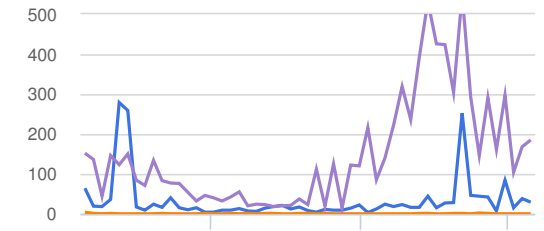
**Figure 2b** Cook Islands | Îles Cook



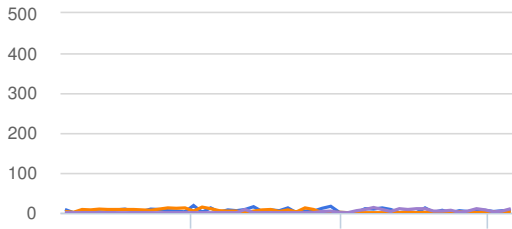
**Figure 2c** Federated States of Micronesia



**Figure 2d** Fiji | Fidji



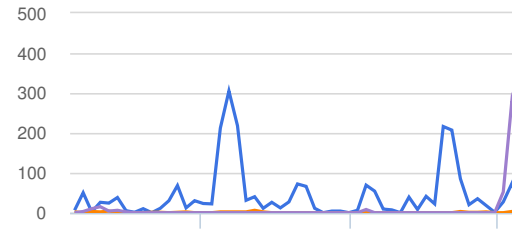
**Figure 2e** French Polynesia | Polynésie française



**Figure 2f** Guam | Guam

Not reported

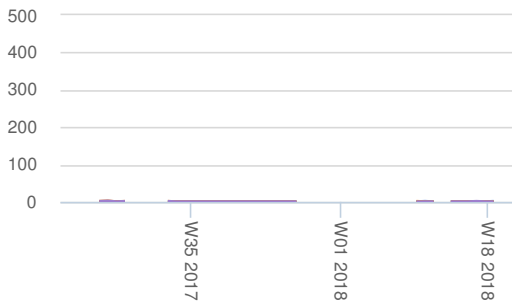
**Figure 2g** Kiribati | Kiribati



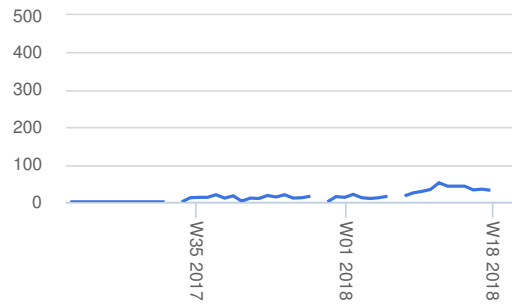
**Figure 2h** Marshall Islands | Îles Marshall



**Figure 2i** Nauru | Nauru



**Figure 2j** New Caledonia | Nouvelle-Calédonie



**Figure 2k** New Zealand | Nouvelle-Zélande

Not reported

**Figure 2l** Niue | Niue

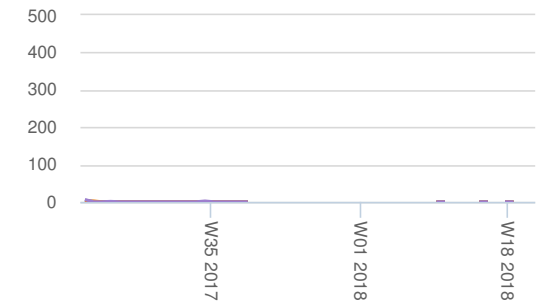


Figure 2m N Mariana Isl. | Îles Mariannes du Nord

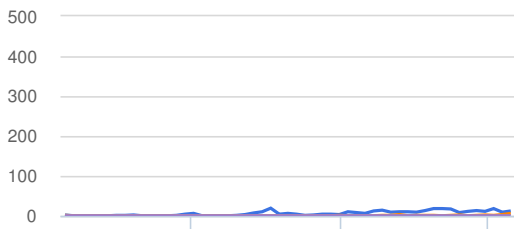


Figure 2n Palau

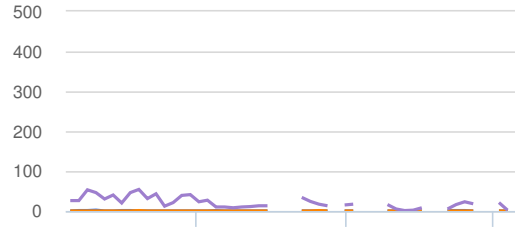


Figure 2o PNG | Papouasie Nouvelle Guinée




Figure 2p Pitcairn Islands | Îles Pitcairn

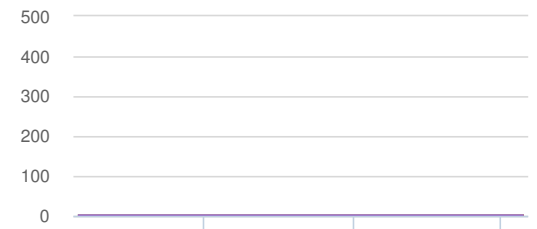


Figure 2q Samoa | Samoa




Figure 2r Solomon Islands | Îles Salomon

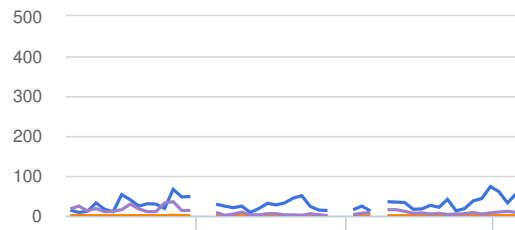


Figure 2s Tokelau | Tokelau

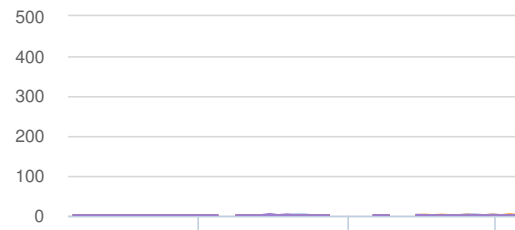


Figure 2t Tonga | Tonga



Figure 2u Tuvalu | Tuvalu

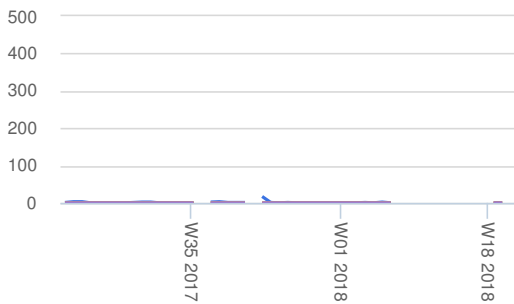


Figure 2v Vanuatu | Vanuatu

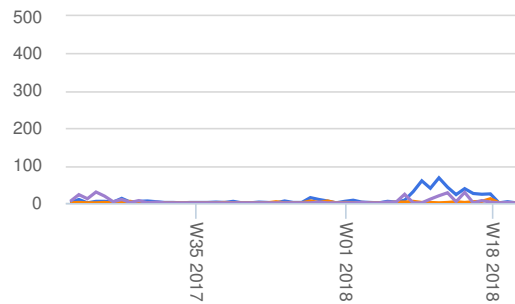
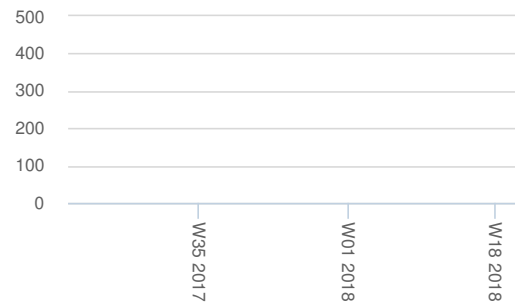


Figure 2w Wallis & Futuna | Wallis & Futuna



Legend

- Acute Fever and Rash (AFR)
- Dengue-like Illness (DLI)
- Prolonged Fever (PF)

## For more help and support, please contact:

Dr Viema Biaukula,  
World Health Organization  
Division of Pacific Technical Support  
Suva, Fiji

**Email:** [biaukulav@who.int](mailto:biaukulav@who.int)

### Notes:

The Pacific Syndromic Surveillance System (PSSS) was started in 2010. With the support of the Pacific Community, it collects sentinel surveillance data on 4 syndromes (including one optional), from 23 Pacific Island Countries and areas.

The aim is to monitor trends and to trigger alerts to rapidly detect and respond to suspected outbreaks. In 2017, the system was moved to an online platform called EWARS. Data is entered online by country focal points and is then analysed using an online application.

This bulletin has been published automatically from EWARS.

---

Le système de surveillance de la syndromie du Pacifique (PSSS) a été lancé en 2010. Avec le soutien de la Communauté du Pacifique, il collecte des données de surveillance sentinelle sur 4 syndromes (dont un optionnel), provenant de 23 pays insulaires du Pacifique.

L'objectif est de surveiller les tendances et de déclencher des alertes pour détecter et répondre rapidement aux épidémies présumées. En 2017, le système a été transféré vers une plate-forme en ligne appelée EWARS. Les données sont entrées en ligne par points focaux de pays et sont ensuite analysées à l'aide d'une application en ligne.

Ce bulletin a été publié automatiquement à partir d'EWARS.