

Pacific Syndromic Surveillance System

Weekly Bulletin

Système de Surveillance Syndromic dans le Pacifique

Bulletin Hebdomadaire

W17 2018 (Apr 23-Apr 29)

W17		Cumulative ¹		Indicator
%	<i>n</i>	%	<i>n</i>	
	124		117	1. Number of sentinel sites Nombre de sites sentinelles
61%	14	66%	258	2. Number of PICs that reported ² Nombre des PICs qui a rapporté
86%	107	80%	94	3. Number of sites that reported Nombre de sites qui a rapporté

¹ W1 2018 to W17 2018 | S1 2018 à S17 2018

¹ Pacific Island Countries | Pays insulaires du Pacifique

WHO gratefully acknowledges the support of Ministries of Health and partners in the following Pacific Island Countries and areas for the contribution of data to this bulletin | L'OMS reconnaît avec reconnaissance le soutien des ministères de la santé et des partenaires dans les pays insulaires du Pacifique suivants pour la contribution des données à ce bulletin:



Country/Area	No. sites	No. reported	% reported	AFR	Diarrhoea	ILI	PF	DLI
American Samoa	0	0	0%	0	0	0	0	0
Cook Islands	13	12	92%	0	1	1	0	0
FSM	4	3	75%	3	39	114	7	1
Fiji	12	12	100%	0	256	174	84	297
French Polynesia	32	24	75%	1	37	16	6	7
Guam	1	1	100%	0	0	8	0	0
Kiribati	7	7	100%	0	60	399	1	0
Marshall Islands	0	0	0%	0	0	0	0	0
N Mariana Is	7	7	100%	2	10	29	11	0
Nauru	0	0	0%	0	0	0	0	0
New Caledonia	0	0	0%	0	0	0	0	0
New Zealand	0	0	0%	0	0	0	0	0
Niue	1	1	100%	0	6	1	0	0
PNG	0	0	0%	0	0	0	0	0
Palau	0	0	0%	0	0	0	0	0
Pitcairn Islands	1	1	100%	0	0	0	0	0
Samoa	8	5	63%	3	121	485	13	17
Solomon Islands	14	11	79%	0	96	199	73	7
Tokelau	2	2	100%	1	5	20	1	0
Tonga	11	11	100%	3	85	271	1	6
Tuvalu	0	0	0%	0	0	0	0	0
Vanuatu	11	10	91%	11	45	179	24	2
Wallis & Futuna	0	0	0%	0	0	0	0	0

Country trends | ILI and Diarrhoea

Figure 1a American Samoa | Samoa américaines




Figure 1b Cook Islands | Îles Cook

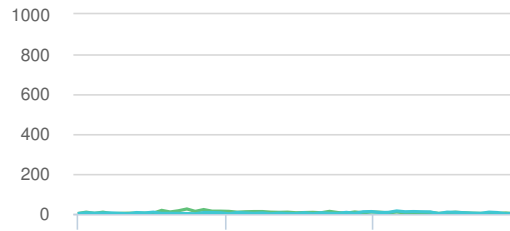


Figure 1c Federated States of Micronesia

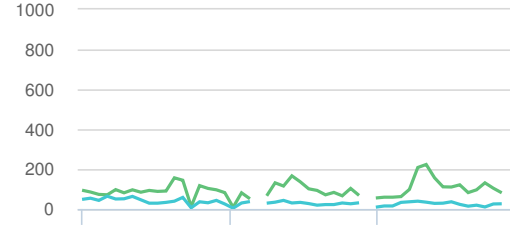


Figure 1d Fiji | Fidji

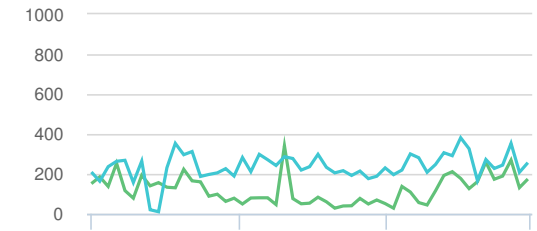


Figure 1e French Polynesia | Polynésie française

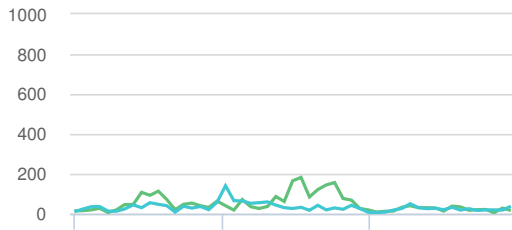


Figure 1f Guam | Guam

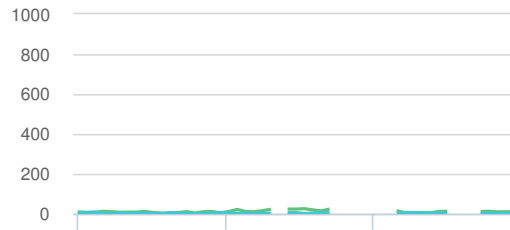


Figure 1g Kiribati | Kiribati

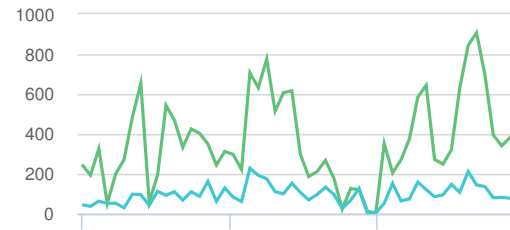


Figure 1h Marshall Islands | Îles Marshall

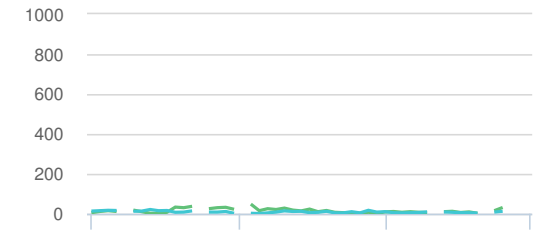


Figure 1i Nauru | Nauru

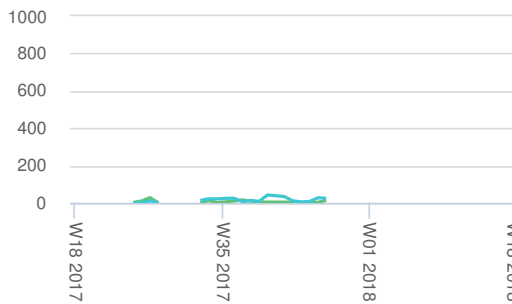


Figure 1j New Caledonia | Nouvelle-Calédonie

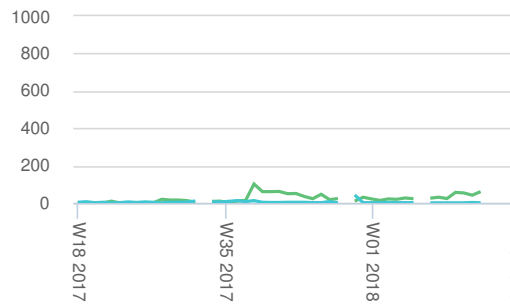


Figure 1k New Zealand | Nouvelle-Zélande

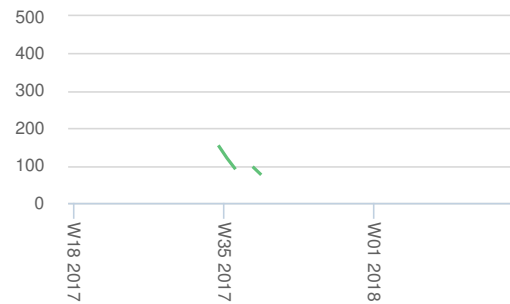
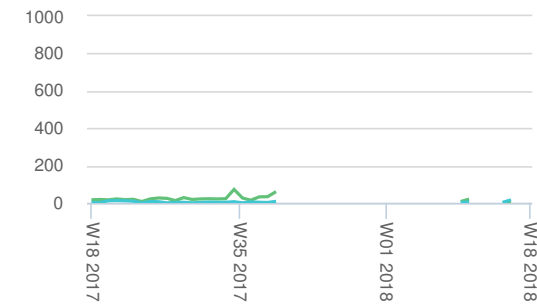


Figure 1l Niue | Niue



Country trends | ILI and Diarrhoea

Figure 1m N Mariana Isl. | Îles Mariannes du Nord

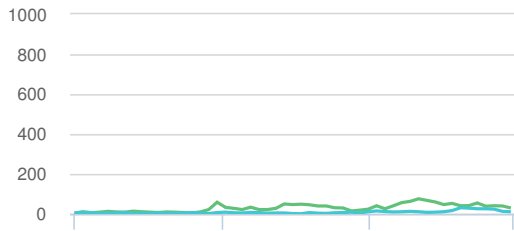


Figure 1n Palau | Palau

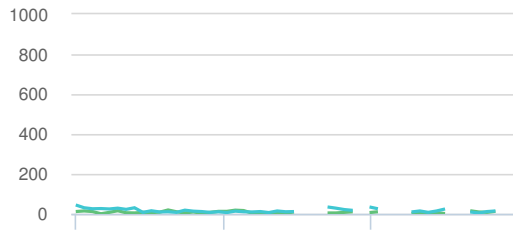


Figure 1o PNG | Papouasie Nouvelle Guinée




Figure 1p Pitcairn Islands | Îles Pitcairn

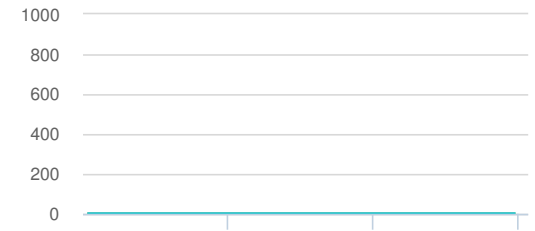


Figure 1q Samoa | Samoa




Figure 1r Solomon Islands | Îles Salomon

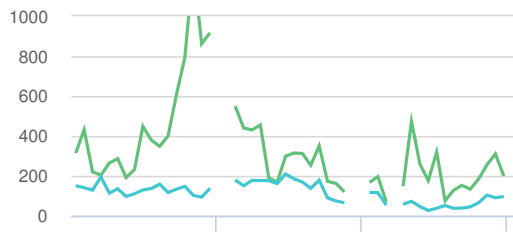


Figure 1s Tokelau | Tokelau

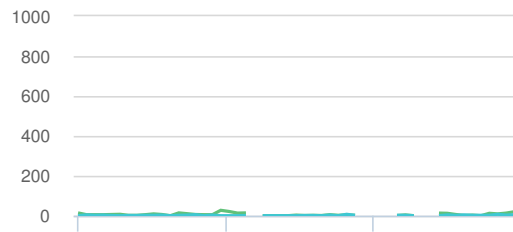


Figure 1t Tonga | Tonga

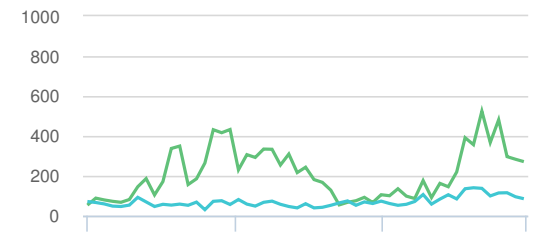


Figure 1u Tuvalu | Tuvalu

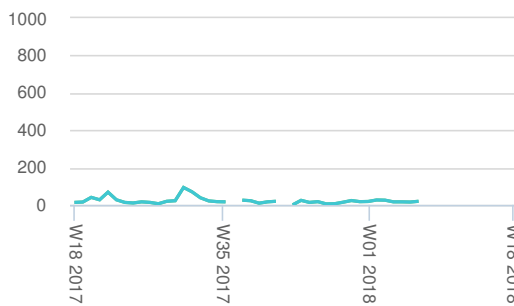


Figure 1v Vanuatu | Vanuatu

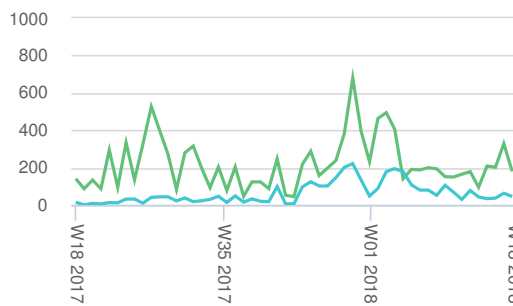
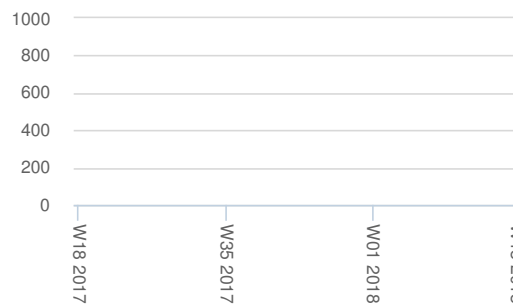


Figure 1w Wallis & Futuna | Wallis & Futuna



Legend

- Influenza-like Illness (ILI)
- Diarrhoea

Figure 2a American Samoa | Samoa américaines



Figure 2b Cook Islands | Îles Cook



Figure 2c Federated States of Micronesia

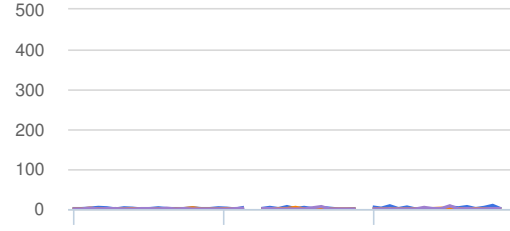


Figure 2d Fiji | Fidji

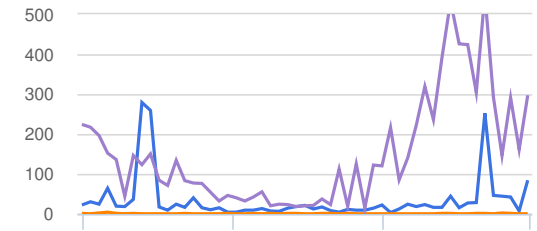


Figure 2e French Polynesia | Polynésie française

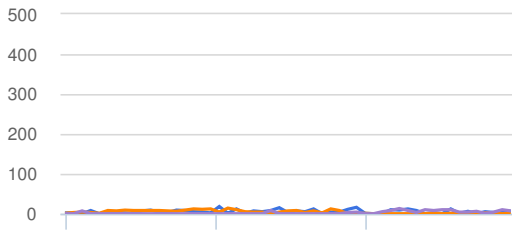


Figure 2f Guam | Guam

Not reported

Figure 2g Kiribati | Kiribati

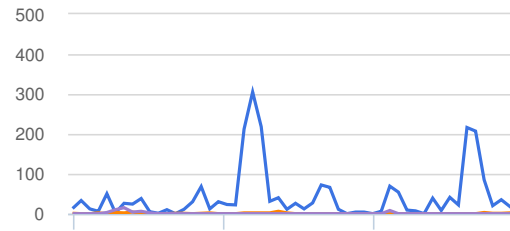


Figure 2h Marshall Islands | Îles Marshall



Figure 2i Nauru | Nauru

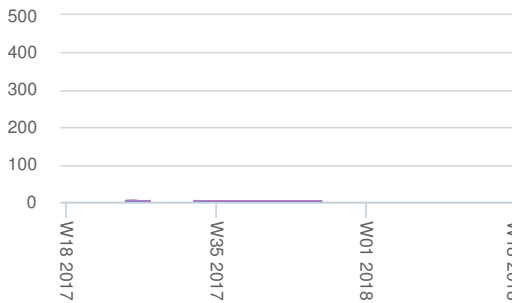


Figure 2j New Caledonia | Nouvelle-Calédonie

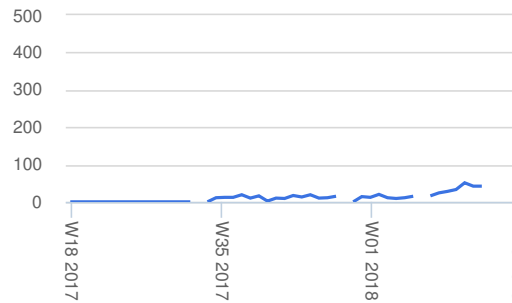


Figure 2k New Zealand | Nouvelle-Zélande

Not reported

Figure 2l Niue | Niue

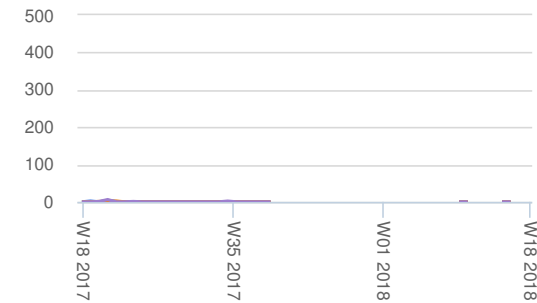


Figure 2m N Mariana Isl. | Îles Mariannes du Nord



Figure 2n Palau

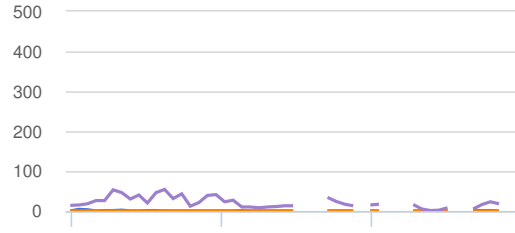


Figure 2o PNG | Papouasie Nouvelle Guinée



Figure 2p Pitcairn Islands | Îles Pitcairn

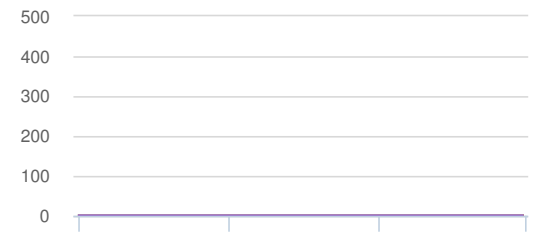


Figure 2q Samoa | Samoa




Figure 2r Solomon Islands | Îles Salomon

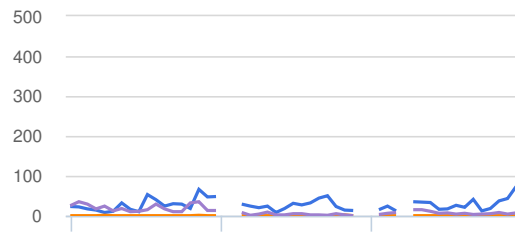


Figure 2s Tokelau | Tokelau

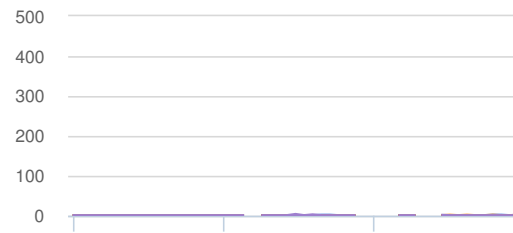


Figure 2t Tonga | Tonga



Figure 2u Tuvalu | Tuvalu

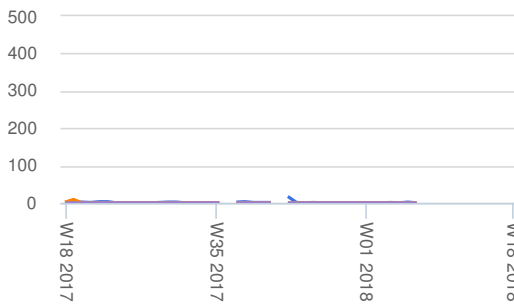


Figure 2v Vanuatu | Vanuatu

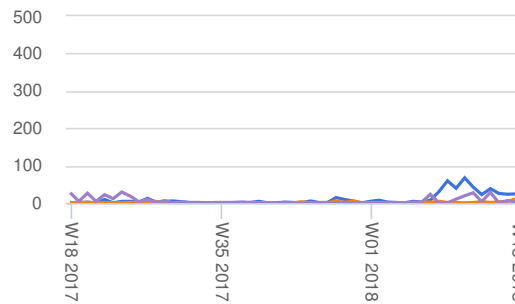
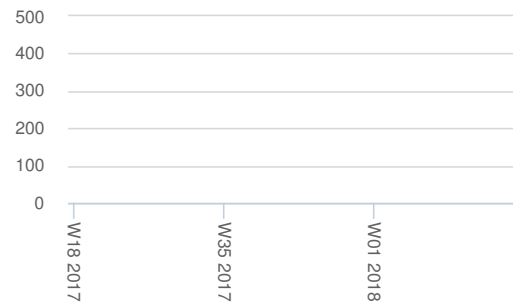


Figure 2w Wallis & Futuna | Wallis & Futuna



Legend

- Acute Fever and Rash (AFR)
- Dengue-like Illness (DLI)
- Prolonged Fever (PF)

For more help and support, please contact:

Dr Viema Biaukula,
World Health Organization
Division of Pacific Technical Support
Suva, Fiji

Email: biaukulav@who.int

Notes:

The Pacific Syndromic Surveillance System (PSSS) was started in 2010. With the support of the Pacific Community, it collects sentinel surveillance data on 4 syndromes (including one optional), from 23 Pacific Island Countries and areas.

The aim is to monitor trends and to trigger alerts to rapidly detect and respond to suspected outbreaks. In 2017, the system was moved to an online platform called EWARS. Data is entered online by country focal points and is then analysed using an online application.

This bulletin has been published automatically from EWARS.

Le système de surveillance de la syndromie du Pacifique (PSSS) a été lancé en 2010. Avec le soutien de la Communauté du Pacifique, il collecte des données de surveillance sentinelle sur 4 syndromes (dont un optionnel), provenant de 23 pays insulaires du Pacifique.

L'objectif est de surveiller les tendances et de déclencher des alertes pour détecter et répondre rapidement aux épidémies présumées. En 2017, le système a été transféré vers une plate-forme en ligne appelée EWARS. Les données sont entrées en ligne par points focaux de pays et sont ensuite analysées à l'aide d'une application en ligne.

Ce bulletin a été publié automatiquement à partir d'EWARS.