

# **Pacific Syndromic Surveillance System**

Weekly Bulletin

Système de Surveillance Syndromic dans le Pacifique

Bulletin Hebdomadaire

**W2 2018 (Jan 08-Jan 14)**

W2		Cumulative <sup>1</sup>		Indicator
%	<i>n</i>	%	<i>n</i>	
	84		99	1. Number of sentinel sites <i>Nombre de sites sentinelles</i>
43%	10	54%	25	2. Number of PICs that reported <sup>2</sup> <i>Nombre des PICs qui a rapporté</i>
83%	70	78%	77	3. Number of sites that reported <i>Nombre de sites qui a rapporté</i>

<sup>1</sup> W1 2018 to W2 2018 | S1 2018 à S2 2018

<sup>2</sup> Pacific Island Countries | Pays insulaires du Pacifique

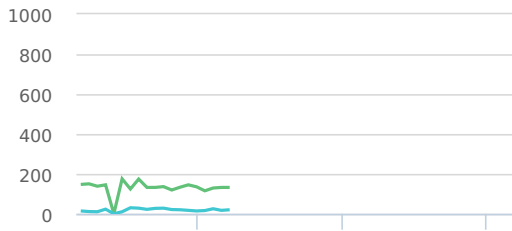
WHO gratefully acknowledges the support of Ministries of Health and partners in the following Pacific Island Countries and areas for the contribution of data to this bulletin | L'OMS reconnaît avec reconnaissance le soutien des ministères de la santé et des partenaires dans les pays insulaires du Pacifique suivants pour la contribution des données à ce bulletin:



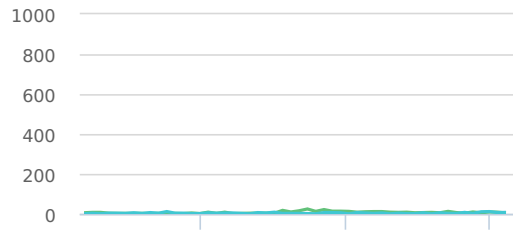
Country/Area	No. sites	No. reported	% reported	AFR	Diarrhoea	ILI	PF	DLI
American Samoa	0	0	0%	0	0	0	0	0
Cook Islands	13	12	92%	0	7	4	0	0
FSM	4	2	50%	0	15	59	8	0
Fiji	12	12	100%	0	219	137	12	85
French Polynesia	30	13	43%	0	8	12	0	5
Guam	0	0	0%	0	0	0	0	0
Kiribati	4	4	100%	0	152	205	69	8
Marshall Islands	0	0	0%	0	0	0	0	0
N Mariana Is	7	7	100%	0	11	25	8	0
Nauru	0	0	0%	0	0	0	0	0
New Caledonia	0	0	0%	0	0	0	0	0
New Zealand	0	0	0%	0	0	0	0	0
Niue	0	0	0%	0	0	0	0	0
PNG	0	0	0%	0	0	0	0	0
Palau	0	0	0%	0	0	0	0	0
Pitcairn Islands	1	1	100%	0	0	0	0	0
Samoa	0	0	0%	0	0	0	0	0
Solomon Islands	0	0	0%	0	0	0	0	0
Tokelau	0	0	0%	0	0	0	0	0
Tonga	11	11	100%	0	52	135	2	2
Tuvalu	1	1	100%	0	29	25	0	0
Vanuatu	1	7	700%	1	178	494	2	1
Wallis & Futuna	0	0	0%	0	0	0	0	

# Country trends | ILI and Diarrhoea

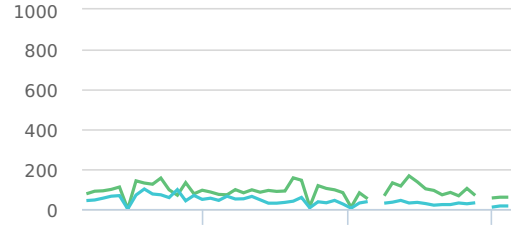
**Figure 1a** American Samoa | Samoa américaines



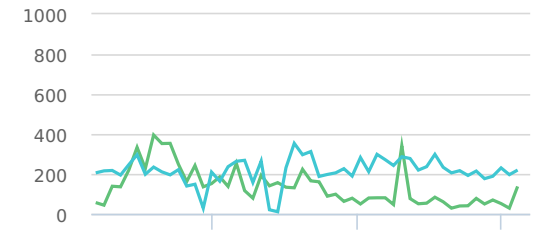
**Figure 1b** Cook Islands | Îles Cook



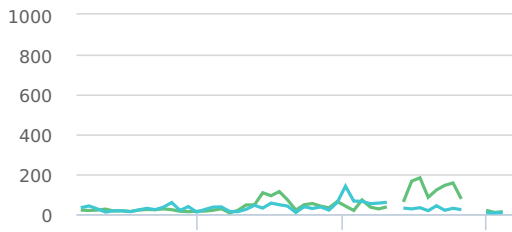
**Figure 1c** Federated States of Micronesia



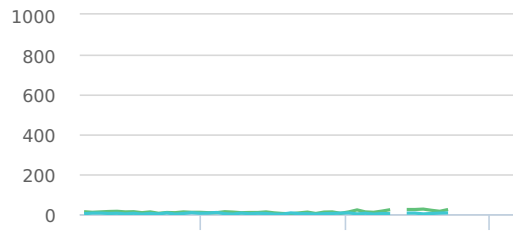
**Figure 1d** Fiji | Fidji



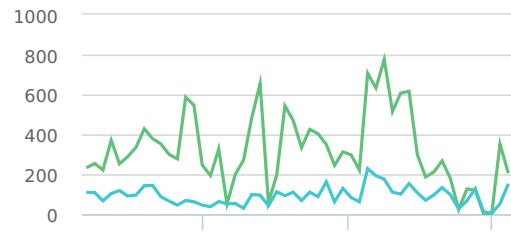
**Figure 1e** French Polynesia | Polynésie française



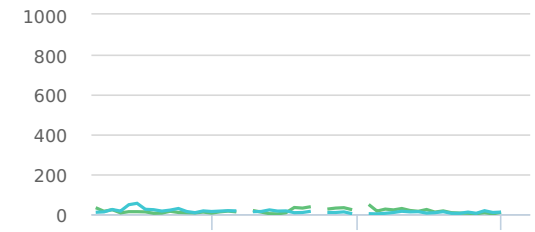
**Figure 1f** Guam | Guam



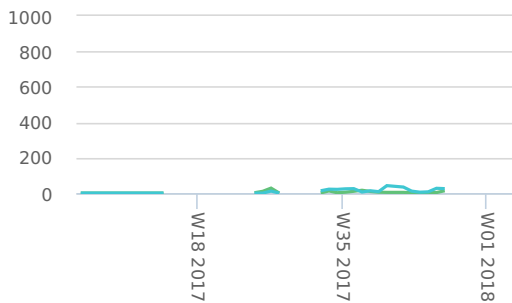
**Figure 1g** Kiribati | Kiribati



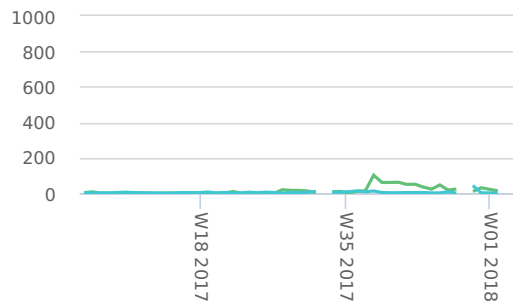
**Figure 1h** Marshall Islands | Îles Marshall



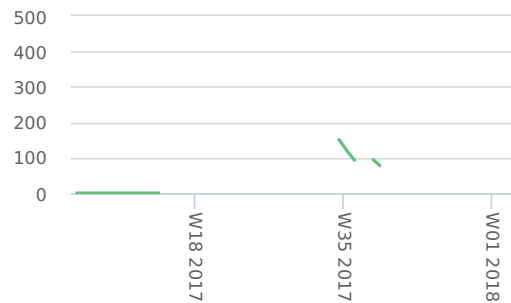
**Figure 1i** Nauru | Nauru



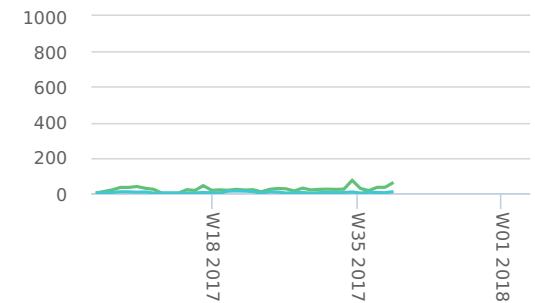
**Figure 1j** New Caledonia | Nouvelle-Calédonie



**Figure 1k** New Zealand | Nouvelle-Zélande

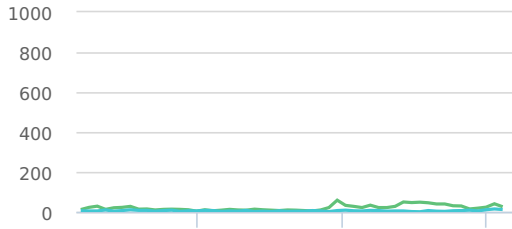


**Figure 1l** Niue | Niue

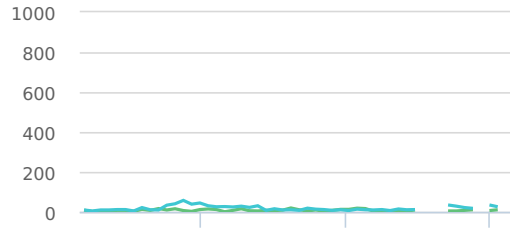


# Country trends | ILI and Diarrhoea

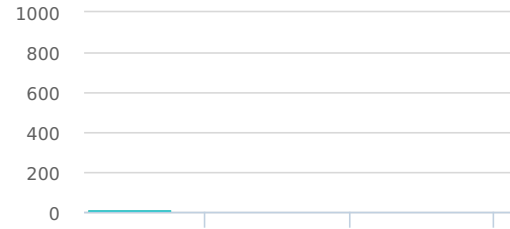
**Figure 1m** N Mariana Isl. | Îles Mariannes du Nord



**Figure 1n** Palau | Palau



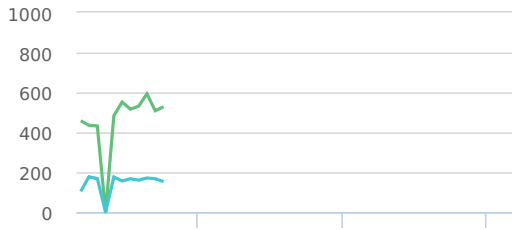
**Figure 1o** PNG | Papouasie Nouvelle Guinée



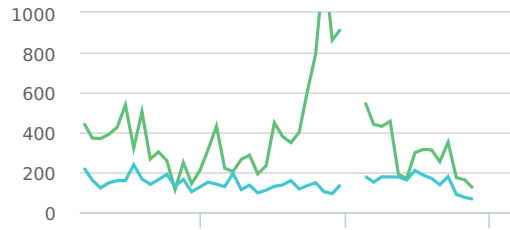
**Figure 1p** Pitcairn Islands | Îles Pitcairn



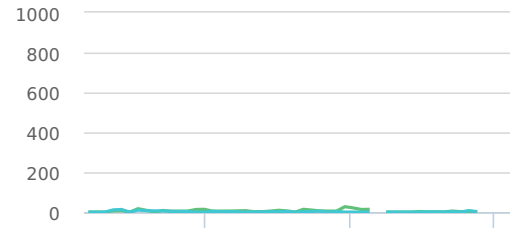
**Figure 1q** Samoa | Samoa



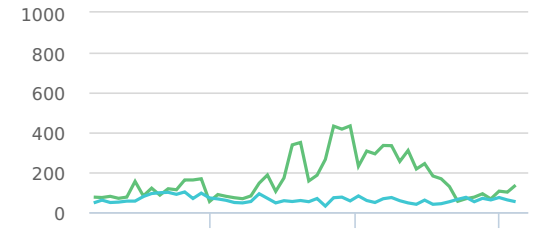
**Figure 1r** Solomon Islands | Îles Salomon



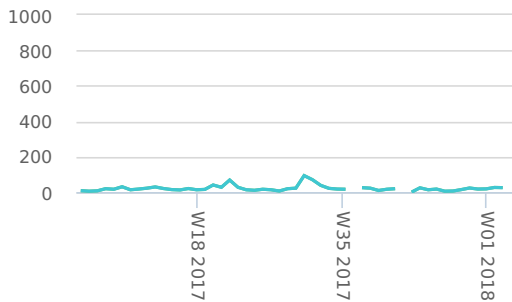
**Figure 1s** Tokelau | Tokelau



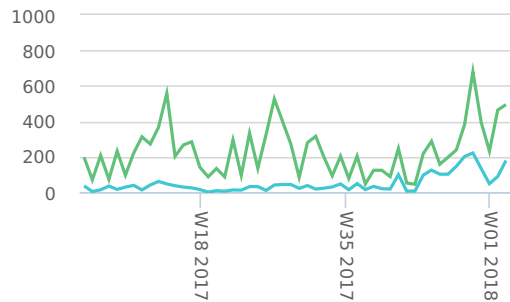
**Figure 1t** Tonga | Tonga



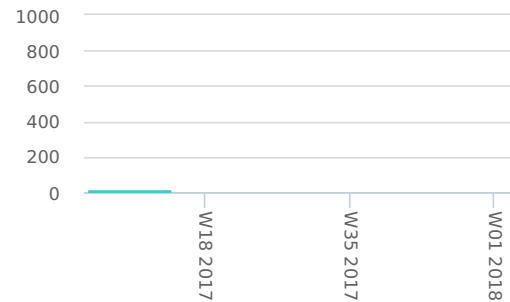
**Figure 1u** Tuvalu | Tuvalu



**Figure 1v** Vanuatu | Vanuatu



**Figure 1w** Wallis & Futuna | Wallis & Futuna

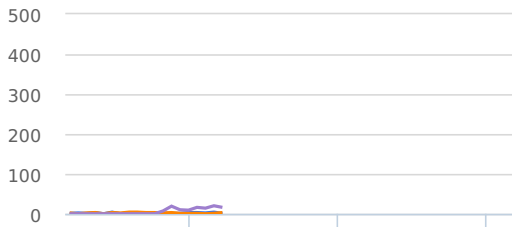


**Legend**

- Influenza-like Illness (ILI)
- Diarrhoea

# Country trends | AFR, DLI and PF

**Figure 2a** American Samoa | Samoa américaines



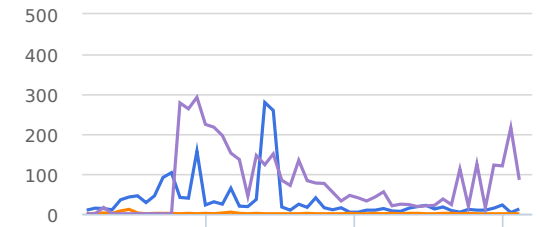
**Figure 2b** Cook Islands | Îles Cook



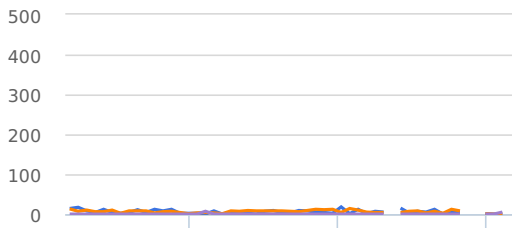
**Figure 2c** Federated States of Micronesia



**Figure 2d** Fiji | Fidji



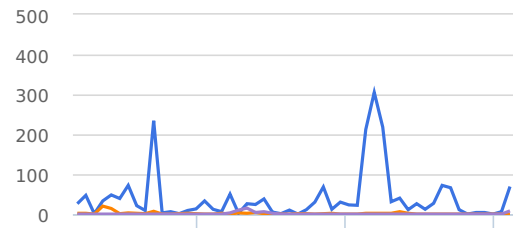
**Figure 2e** French Polynesia | Polynésie française



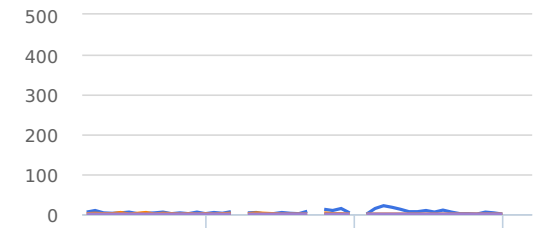
**Figure 2f** Guam | Guam

Not reported

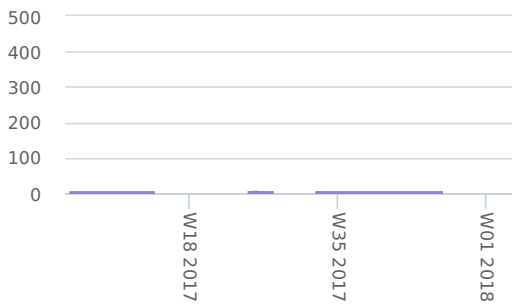
**Figure 2g** Kiribati | Kiribati



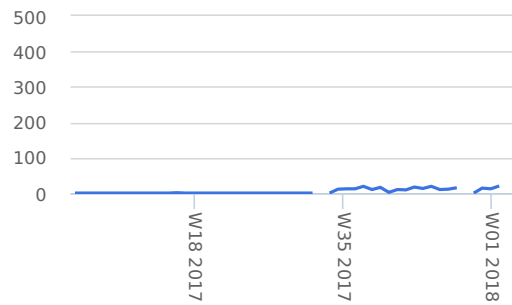
**Figure 2h** Marshall Islands | Îles Marshall



**Figure 2i** Nauru | Nauru



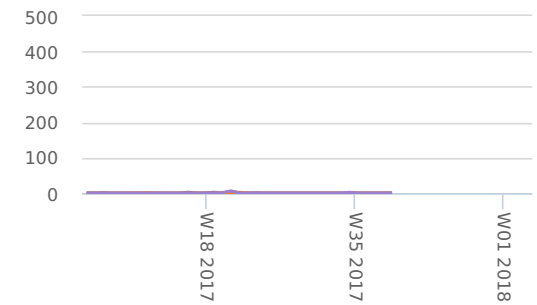
**Figure 2j** New Caledonia | Nouvelle-Calédonie



**Figure 2k** New Zealand | Nouvelle-Zélande

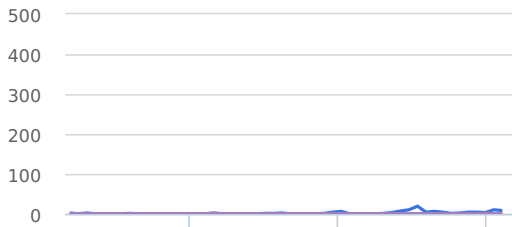
Not reported

**Figure 2l** Niue | Niue

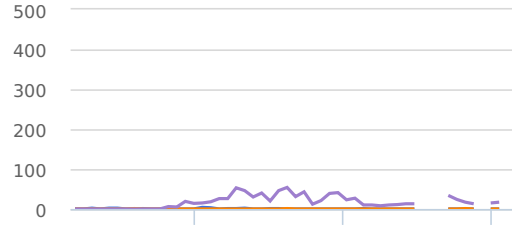


# Country trends | AFR, DLI and PF

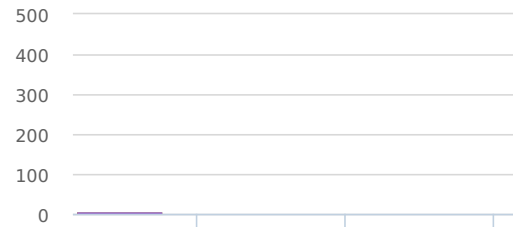
**Figure 2m** N Mariana Isl. | Îles Mariannes du Nord



**Figure 2n** Palau



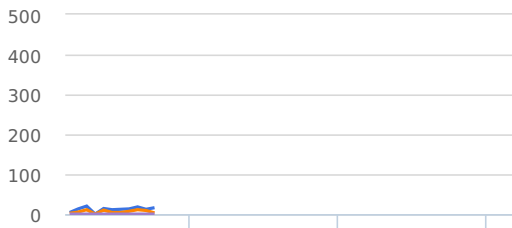
**Figure 2o** PNG | Papouasie Nouvelle Guinée



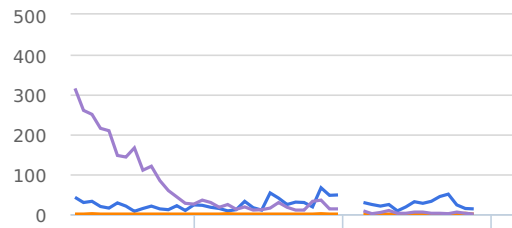
**Figure 2p** Pitcairn Islands | Îles Pitcairn



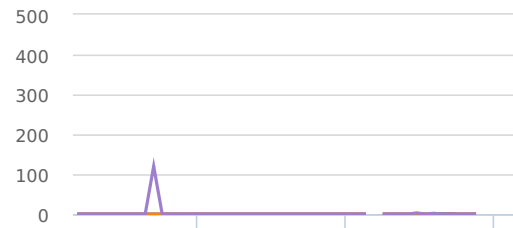
**Figure 2q** Samoa | Samoa



**Figure 2r** Solomon Islands | Îles Salomon



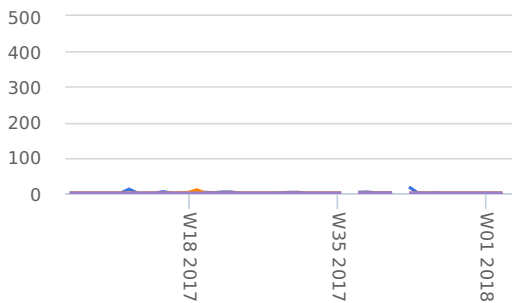
**Figure 2s** Tokelau | Tokelau



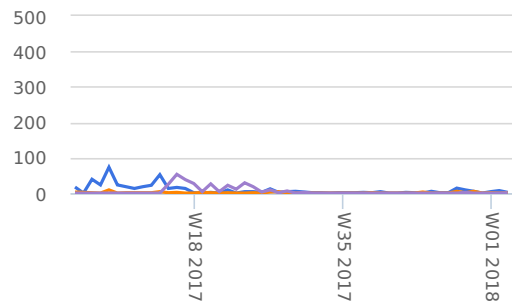
**Figure 2t** Tonga | Tonga



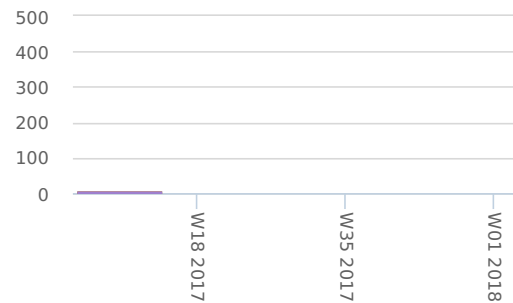
**Figure 2u** Tuvalu | Tuvalu



**Figure 2v** Vanuatu | Vanuatu



**Figure 2w** Wallis & Futuna | Wallis & Futuna



**Legend**

- Acute Fever and Rash (AFR)
- Dengue-like Illness (DLI)
- Prolonged Fever (PF)

## For more help and support, please contact:

Dr Viema Biaukula,  
World Health Organization  
Division of Pacific Technical  
Support  
Suva, Fiji

**Email:** [biaukulav@who.int](mailto:biaukulav@who.int)

### Notes:

The Pacific Syndromic Surveillance System (PSSS) was started in 2010. With the support of the Pacific Community, it collects sentinel surveillance data on 4 syndromes (including one optional), from 23 Pacific Island Countries and areas.

The aim is to monitor trends and to trigger alerts to rapidly detect and respond to suspected outbreaks. In 2017, the system was moved to an online platform called EWARS. Data is entered online by country focal points and is then analysed using an online application.

This bulletin has been published automatically from EWARS.

---

Le système de surveillance de la syndromie du Pacifique (PSSS) a été lancé en 2010. Avec le soutien de la Communauté du Pacifique, il collecte des données de surveillance sentinelle sur 4 syndromes (dont un optionnel), provenant de 23 pays insulaires du Pacifique.

L'objectif est de surveiller les tendances et de déclencher des alertes pour détecter et répondre rapidement aux épidémies présumées. En 2017, le système a été transféré vers une plate-forme en ligne appelée EWARS. Les données sont entrées en ligne par points focaux de pays et sont ensuite analysées à l'aide d'une application en ligne.

Ce bulletin a été publié automatiquement à partir d'EWARS.