



World Health Organization Organisation mondiale de la Santé

EXECUTIVE BOARD
Ninety-third Session

Provisional agenda item 16.1

EB93/32
13 January 1994

Status of collection of assessed contributions and status of advances to the Working Capital Fund

Report by the Director-General

This report shows the status of collection of assessed contributions and of advances to the Working Capital Fund as at 31 December 1993, together with comparative figures for previous years. It refers to the impact of delays in payment of contributions on the work programme and financial situation of the Organization and emphasizes the urgent need to increase the level of the Working Capital Fund, which is the subject of another report (document EB93/36) under agenda item 18.3. The text of a draft resolution for consideration by the Board is contained in paragraph 13.

INTRODUCTION

1. In recent years the Board has repeatedly expressed deep concern at the continuing deterioration in the pattern of payment of contributions by Member States. At its ninety-first session held in January 1993, the Board recommended a resolution¹ for adoption by the Forty-sixth World Health Assembly, calling the attention of all Members to the importance of paying their full contributions as early as possible in the year to which they relate. This resolution was adopted by the Health Assembly on 10 May 1993² and was transmitted by the Director-General to all Member States on 25 June 1993 as an enclosure to the letter of notification of contributions payable for the financial period 1994-1995. On 28 September 1993 the Director-General again transmitted the text of this resolution to all Member States that had not by that time settled in full their contributions for 1993 and prior years.

HISTORICAL ANALYSIS OF THE PATTERN OF PAYMENT OF CONTRIBUTIONS

2. Figure 1 below illustrates, in percentage terms, the rate of collection by year-end of assessed current-year contributions for the effective working budget over the 10-year period 1984 to 1993:

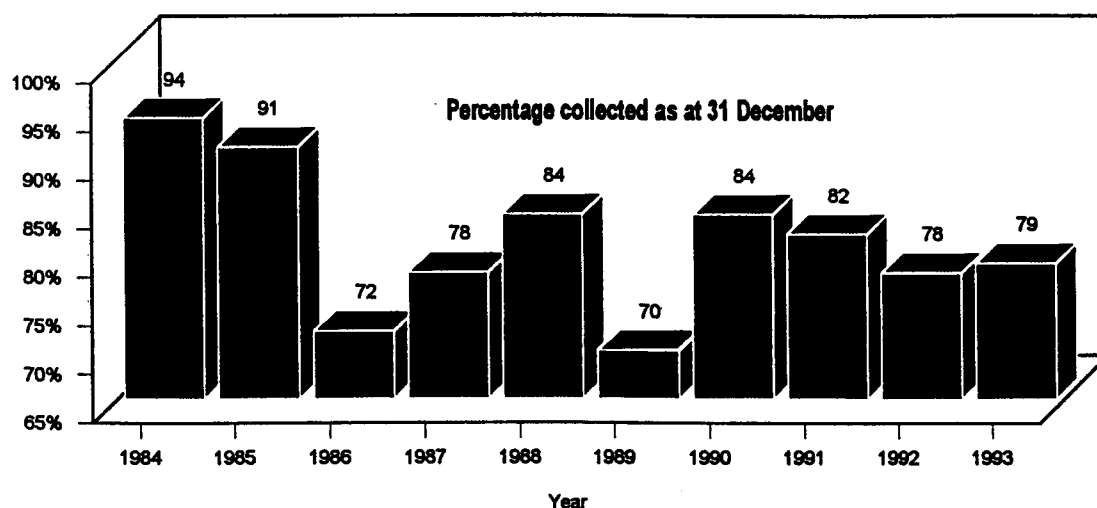
¹ In resolution EB91.R11.

² Resolution WHA46.9.

FIGURE 1

Rate of collection of contributions

1984 to 1993



3. The rate of collection in 1993 of 79.03% was among the lowest year-end rates in the history of the Organization. The reason was primarily delays in payment by some of the largest contributors. The resulting 20.97% shortfall amounts to US\$ 74 517 451.

4. The following table, also covering the period 1984 to 1993, lists the number of Members which, by year-end, had fully paid, partly paid or made no payment towards assessed current-year contributions for the effective working budget:

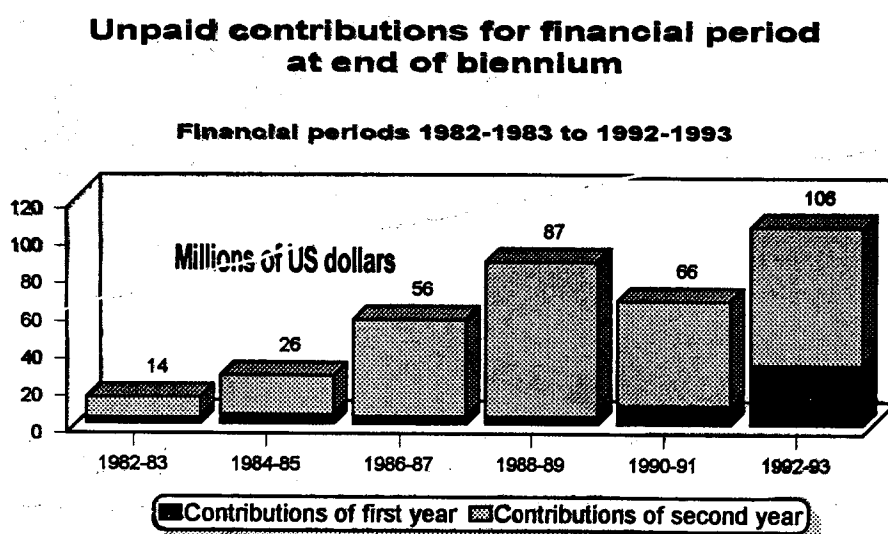
Payment status of Member States in respect of current-year contributions to the effective working budget

	Number of Members which had paid contributions in full	Number of Members which had paid contributions in part	Number of Members which had made no payment	Total number of Members
31 December 1984	84	25	49	158
31 December 1985	83	27	48	158
31 December 1986	83	36	45	164
31 December 1987	88	26	50	164
31 December 1988	91	29	44	164
31 December 1989	94	18	52	164
31 December 1990	93	23	46	162
31 December 1991	90	22	50	162
31 December 1992	87	27	66	180
31 December 1993	95	20	71	186

5. The above table shows that some 38% of Member States assessed for the effective working budget in 1993 made no payment whatsoever towards their current-year contributions.

6. In terms of United States dollars and on a biennial basis, the unpaid current biennium contributions at the end of each financial period have been rising sharply, from US\$ 14 million in 1982-1983 to an unprecedented US\$ 106 million in 1992-1993, as indicated in Figure 2 below.

FIGURE 2

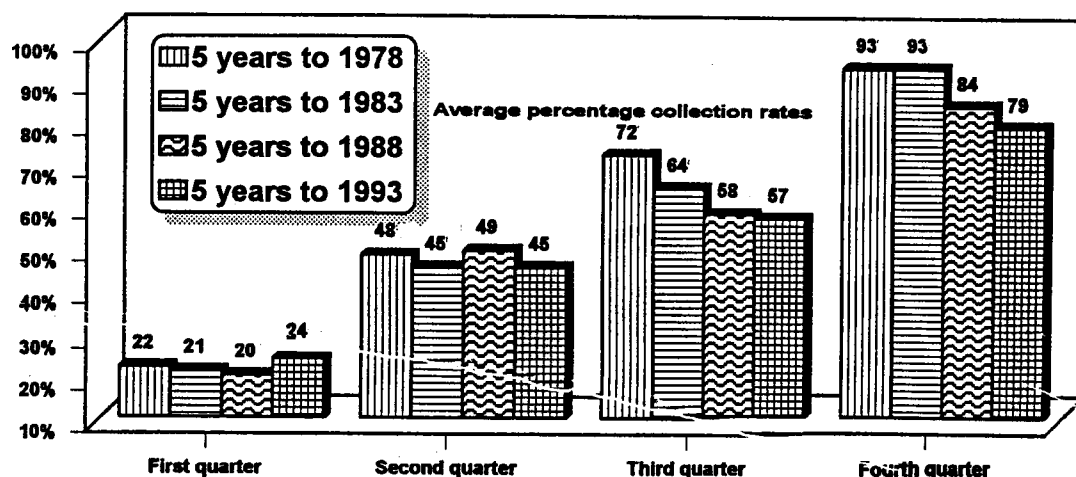


7. Figure 3 below gives the average quarter-by-quarter cumulative collection rates for four consecutive periods of five years each over the past 20 years. This indicates that by mid-year the Organization has usually received a little less than half the annual contributions, but that collections in the first three months of the year have improved in the last five-year period up to 1993, possibly due to the introduction of the financial incentive scheme. On the other hand, the collection rates in the second half of the year have deteriorated sharply from third and fourth quarter rates of 72% and 93% respectively in the five-year period ending in 1978, to 57% and 79% in the corresponding quarters for the five-year period ending in 1993.

FIGURE 3

Five-year average rates of collection by quarter

Five-year periods ending 1978, 1983, 1988 and 1993



8. It is incumbent upon *all* Member States to pay their contributions by 1 January of the year in which they are due, in accordance with Financial Regulation 5.6. However, the 25 Member States assessed at the highest rate in the WHO scale of assessments are currently contributing approximately 90% of the WHO regular budget, and delays in payment on their part naturally have a substantially greater impact on the finances and work programme of the Organization than delays on the part of the remaining Members.

9. Annex 1 to this document is a statement showing the status of collection of annual contributions and of advances to the Working Capital Fund at 31 December 1993.

10. Annex 2 to this document indicates that 11 Members have paid their 1994 contributions in full in advance of the due date and that 13 Members have made partial payment towards their 1994 contributions. Such advance payments assist the Director-General in implementing the programme budget in an orderly manner.

CONCLUSIONS

11. As stated earlier, the 1993 rate of collection of 79.03% is among the lowest year-end rate in the history of the Organization, and the financial period 1992-1993 ended with an unprecedented biennial contribution shortfall of US\$ 106 million. In view of the inadequacy of the level of the Working Capital Fund and in the interest of prudent financial management, the Director-General had taken timely action to avoid a serious financial crisis in this biennium by enforcing budget cuts and delaying programme implementation. Despite these measures, the Director-General has been obliged to borrow a substantial amount of funds from internal sources, in accordance with the authority vested in him by Financial Regulations 5.1 and 6.3, after withdrawal of the balance available in the Working Capital Fund. Under these circumstances, a substantial increase in the level of the Working Capital Fund has now become a matter of urgency and the Director-General has proposed such an increase in his report entitled "Review

of the Working Capital Fund¹ which will be discussed by the Executive Board under agenda item 18.3. The report deals with the implications of the delays in payment of contributions on the programme and finances of the Organization and should be read concurrently with this present document in order to obtain a proper perspective of the nature of the financial problems faced by the Organization.

12. Under the incentive scheme to promote the timely payment of assessed contributions, adopted by the Forty-first World Health Assembly in resolution WHA41.12 (1988), a total of approximately US\$ 24.9 million was credited to Members towards the gross assessments payable by them for the financial period 1992-1993 and an amount of approximately US\$ 12.7 million was similarly credited to Members for 1994-1995. Members that had paid their contributions early in the year received relatively large credits, whereas Members that had paid later received only marginal or no credits. The Director-General hopes that Members will be encouraged to take whatever steps may be necessary to ensure earlier payment of assessed contributions in the current year in order to permit an orderly implementation of the programme budget and to gain maximum benefit from the incentive scheme.

ACTION BY THE EXECUTIVE BOARD

13. In view of the above-mentioned circumstances, the Board may wish to consider the adoption of the following resolution:

The Executive Board,

Having considered the report of the Director-General on the status of collection of assessed contributions and of advances to the Working Capital Fund;

Taking into account the genuine difficulties faced by some developing countries arising out of adverse international economic factors beyond their control;

Noting the Director-General's proposal to increase substantially the level of the Working Capital Fund,

1. EXPRESSES its deep concern at:

- (1) the level of outstanding contributions by Member States;
- (2) the effect of such delays on the programme of work approved by the Health Assembly;

2. URGES Members which are in arrears to pay their outstanding contributions before the Forty-seventh World Health Assembly;

3. RECOMMENDS to the Forty-seventh World Health Assembly the adoption of the following resolution:

The Forty-seventh World Health Assembly,

Noting with concern that, as at 31 December 1993:

- (1) the rate of collection in 1993 of current-year contributions to the effective working budget amounted to 79.03%, leaving US\$ 74 517 451 unpaid in respect of 1993 contributions;

¹ Document EB93/36.

(2) only 95 Members had paid their current-year contributions to the effective working budget in full, and 71 Members had made no payment towards their contributions;

(3) unpaid contributions to the effective working budget in respect of the financial period 1992-1993 amounted to US\$ 106 million,

1. EXPRESSES concern at the level of outstanding contributions, which has had a deleterious effect on the work programme and financial situation;
2. CALLS the attention of all Members to Financial Regulation 5.6, which provides that instalments of contributions and advances shall be considered as due and payable in full by the first day of the year to which they relate, and to the importance of paying contributions as early as possible to enable the Director-General to implement the programme budget in an orderly manner;
3. RECALLS that, as a result of the adoption, by resolution WHA41.12, of an incentive scheme to promote the timely payment of assessed contributions, Members that pay their assessed contributions early in the year in which they are due will have their contributions payable for a subsequent programme budget reduced appreciably, whereas Members paying later will see their contributions payable for that subsequent programme budget reduced only marginally or not at all;
4. URGES Members that are regularly late in the payment of their contributions to take as rapidly as possible all steps necessary to ensure prompt and regular payment;
5. REQUESTS the Director-General to draw this resolution to the attention of all Members.

WORLD
HEALTH ORGANIZATION



ORGANISATION
MONDIALE DE LA SANTE

STATEMENT SHOWING THE STATUS OF COLLECTION OF ANNUAL CONTRIBUTIONS
AND OF ADVANCES TO THE WORKING CAPITAL FUND AS AT 31 DECEMBER 1993

(Expressed in US dollars)

TABLEAUX INDIQUANT L'ETAT DU RECOUVREMENT DES CONTRIBUTIONS ANNUELLES
ET DES AVANCES AU FONDS DE ROULEMENT A LA DATE DU 31 DECEMBRE 1993

(En dollars des Etats-Unis)

1. SUMMARY

As of 31 December 1993, the rate of collection of contributions in respect of the effective working budget is higher than in 1992. Out of a total amount of \$ 355 292 900, \$ 280 775 449 or 79.03% has been collected, as compared to 77.60% in 1992. Whereas 95 Members had paid their contributions in full and 20 Members in part, 71 Members had not yet paid any part of their assessment.

1. RESUME

Au 31 décembre 1993, le taux de recouvrement des contributions au budget effectif est plus élevé qu'en 1992. Pour un total de \$ 355 292 900 mis en recouvrement les encaissements atteignent \$ 280 775 449 soit 79.03% contre 77.60% en 1992. Alors que 95 Membres ont versé leur contribution en totalité et 20 en partie, 71 Membres n'ont encore fait aucun versement.

Payments may be made as follows:

Les sommes en cause peuvent être payées:

- (1) in US dollars to: or (2) in Swiss francs to:
en dollars des Etats-Unis à: ou en francs suisses à:

World Health Organization
Account No.1 ABA No.021080083
The Federal Reserve Bank of New York
33 Liberty Street
New York, N.Y. 10045
United States Of America

Organisation mondiale de la Santé
Compte No.44032-8-32
Banque Nationale Suisse
8022 Zurich
Suisse

- or (3) partly in US dollars as in (1) above, and partly in Swiss francs
as in (2) above.
ou *en partie en dollars des Etats-Unis comme en (1) ci-dessus, et
en partie en francs suisses comme en (2) ci-dessus.*

**2. STATUS OF COLLECTION OF CONTRIBUTIONS IN RESPECT
OF THE 1993 ASSESSMENTS**

2. ETAT DU RECOUVREMENT DES CONTRIBUTIONS FIXEES POUR 1993

Members and Associate Members	Assessments Sommes fixes	Cash receipts and credits given Encaissements et credits honorifiques	Balances due Sommes restant a payer	Membres et Membres associes
I. Contributions in respect of the Effective Working Budget				I. Contributions relatives au Budget effectif
AFGHANISTAN	36,620	36,620	-	AFGHANISTAN
ALBANIA	33,880	33,880	-	ALBANIE
ALGERIA	584,545	584,545	-	ALGERIE
ANGOLA	33,870	-	33,870	ANGOLA
ANTIGUA AND BARBUDA	36,695	-	36,695	ANTIGUA-ET-BARBUDA
ARGENTINA	2,054,840	2,054,840	-	ARGENTINE
ARMENIA	513,710	-	513,710	ARMENIE
AUSTRALIA	5,130,170	5,130,170	-	AUSTRALIE
AUSTRIA	2,553,410	2,553,410	-	AUTRICHE
AZERBAIJAN	880,650	-	880,650	AZERBAIDJAN
BAHAMAS	71,600	-	71,600	BAHAMAS
BAHRAIN	104,600	104,600	-	BAHREIN
BANGLADESH	35,195	35,195	-	BANGLADESH
BARBADOS	34,105	34,105	-	BARBADE
BELARUS	1,100,805	1,100,805	-	BELARUS
BELGIUM	3,759,955	3,759,955	-	BELGIQUE
BELIZE	36,695	36,695	-	BELIZE
BENIN	35,545	35,545	-	BENIN
BHUTAN	33,935	33,935	-	BHOUTAN
BOLIVIA	36,265	36,265	-	BOLIVIE
BOSNIA AND HERZEGOVINA	146,770	-	146,770	BOSNIE-HERZEGOVINE
BOTSWANA	34,155	34,155	-	BOTSWANA
BRAZIL	5,724,195	244,232	5,479,963	BRESIL
BRUNEI DARUSSALAM	97,835	97,835	-	BRUNEI DARUSSALAM
BULGARIA	436,085	436,085	-	BULGARIE
BURKINA FASO	36,590	-	36,590	BURKINA FASO
BURUNDI	36,695	-	36,695	BURUNDI
CAMBODIA	36,695	-	36,695	CAMBODGE
CAMEROON	35,215	-	35,215	CAMEROUN
CANADA	10,345,355	10,345,355	-	CANADA
CAPE VERDE	36,695	-	36,695	CAP-VERT
CENTRAL AFRICAN REPUBLIC	36,515	-	36,515	REPUBLIQUE CENTRAFRICAINE
CHAD	36,695	-	36,695	TCHAD
CHILE	293,545	-	293,545	CHILI
CHINA	2,584,045	2,584,045	-	CHINE
COLOMBIA	440,825	440,825	-	COLOMBIE
COMOROS	36,695	-	36,695	COMORES
CONGO	265,695	-	265,695	CONGO
COOK ISLANDS	34,155	34,155	-	ILES COOK
COSTA RICA	32,305	-	32,305	COSTA RICA
COTE D'IVOIRE	73,270	-	73,270	COTE D'IVOIRE
CROATIA	477,020	-	477,020	CROATIE
CUBA	314,745	-	314,745	CUBA
CYPRUS	67,665	67,665	-	CHYPRE
CZECH REPUBLIC	1,306,920	1,306,920	-	REPUBLIQUE TCHEQUE
DEMOCRATIC PEOPLE'S REP. OF KOREA	168,260	168,260	-	REP. POPULAIRE DEM. DE COREE
DENMARK	2,138,525	2,138,525	-	DANEMARK
DJIBOUTI	35,805	-	35,805	DJIBOUTI
DOMINICA	35,495	2,737	32,758	DOMINIQUE
DOMINICAN REPUBLIC	73,385	-	73,385	REPUBLIQUE DOMINICAINE
EQUADOR	110,080	-	110,080	EQUATEUR
EGYPT	247,710	247,710	-	EGYPTE
EL SALVADOR	36,695	-	36,695	EL SALVADOR
EQUATORIAL GUINEA	36,695	-	36,695	GUINEE EQUATORIALE
ESTONIA	220,160	-	220,160	ESTONIE
ETHIOPIA	33,735	33,735	-	ETHIOPIE
FIJI	34,040	34,040	-	FIDJI
FINLAND	1,906,315	1,906,315	-	FINLANDE
FRANCE	20,796,120	20,796,120	-	FRANCE
GABON	73,385	-	73,385	GABON
GAMBIA	35,305	-	35,305	GAMBIE
GEORGIA	843,950	-	843,950	GEORGIE
GERMANY	29,962,615	29,962,615	-	ALLEMAGNE
GHANA	35,445	35,145	300	GHANA
GREECE	1,155,600	1,155,600	-	GRECE
GRENADA	36,695	-	36,695	GRENADE
GUATEMALA	73,385	-	73,385	GUATEMALA
GUINEA	35,320	-	35,320	GUINEE
GUINEA-BISSAU	36,695	-	36,695	GUINEE-BISSAU
GUYANA	36,695	35,831	864	GUYANA
HAITI	35,075	-	35,075	HAITI
HONDURAS	36,695	-	36,695	HONDURAS
HUNGARY	598,950	598,950	-	HONGRIE
ICELAND	102,250	102,250	-	ISLANDE
INDIA	1,232,980	1,232,980	-	INDE
INDONESIA	546,915	546,915	-	INDONESIE
IRAN (ISLAMIC REPUBLIC OF)	2,755,235	-	2,755,235	IRAN (REPUBLIQUE ISLAMIQUE D')
IRAQ	477,015	-	477,015	IRAQ
IRELAND	635,330	635,330	-	IRLANDE
ISRAEL	823,370	823,370	-	ISRAEL
ITALY	14,800,265	14,475,054	325,211	ITALIE
JAMAICA	35,190	35,190	-	JAMAIQUE
JAPAN	44,003,180	44,003,180	-	JAPON
JORDAN	35,610	35,610	-	JORDANIE
KAZAKHSTAN	1,394,360	-	1,394,360	KAZAKHSTAN
KENYA	36,695	-	36,695	KENYA
KIRIBATI	34,025	-	34,025	KIRIBATI
KUWAIT	794,965	794,965	-	KOWEIT
KYRGYZSTAN	220,160	-	220,160	KIRGHIZISTAN
LAO PEOPLE'S DEMOCRATIC REPUBLIC	33,640	33,640	-	REP. DEMOCRATIQUE POPULAIRE LAO
LATVIA	513,710	-	513,710	LETONNIE
LEBANON	36,695	6,863	29,832	LIBAN
LESOTHO	34,240	34,240	-	LESOTHO
LIBERIA	36,695	-	36,695	LIBERIA
LIBYAN ARAB JAMAHIRIYA	880,445	26,594	854,051	JAMAHIRIYA ARABE LIBYENNE
LITHUANIA	587,100	-	587,100	LITUANIE
LUXEMBOURG	203,980	203,980	-	LUXEMBOURG
MADAGASCAR	35,260	33,585	1,675	MADAGASCAR
MALAWI	34,060	34,060	-	MALAWI
MALAYSIA	410,785	410,785	-	MALAISIE
MALDIVES	34,020	34,020	-	MALDIVES
MALI	35,245	2,218	33,027	MALI

**2. STATUS OF COLLECTION OF CONTRIBUTIONS IN RESPECT
OF THE 1993 ASSESSMENTS**

2. ETAT DU RECOUVREMENT DES CONTRIBUTIONS FIXEES POUR 1993

Members and Associate Members	Assessments Sommes fixées	Cash receipts and credits given	Balances due	Membres et Membres associés
		Encaissements et crédits bonifiés	Sommes restant à payer	
MALTA	33,690	33,690	-	MALTE
MARSHALL ISLANDS	36,695	-	36,695	ILES MARSHALL
MAURITANIA	36,695	587	36,108	MAURITANIE
MAURITIUS	33,940	33,940	-	MAURICE
MEXICO	3,150,710	3,150,699	11	MEXIQUE
MICRONESIA (FEDERATED STATES OF)	36,695	36,695	-	MICRONESIE (ETATS FEDERES DE)
MONACO	33,740	33,740	-	MONACO
MONGOLIA	33,960	33,960	-	MONGOLIE
MOROCCO	102,350	102,350	-	MAROC
MOZAMBIQUE	34,200	34,200	-	MOZAMBIQUE
MYANMAR	33,670	33,670	-	MYANMAR
NAMIBIA	33,985	33,985	-	NAMIBIE
NEPAL	33,635	33,635	-	NEPAL
NETHERLANDS	5,036,115	5,036,115	-	PAYS-BAS
NEW ZEALAND	816,730	816,730	-	NOUVELLE-ZELANDE
NICARAGUA	36,695	-	36,695	NICARAGUA
NIGER	36,695	-	36,695	NIGER
NIGERIA	710,720	-	710,720	NIGERIA
NORWAY	1,820,405	1,820,405	-	NORVEGE
OMAN	107,580	107,580	-	OMAN
PAKISTAN	220,135	-	220,135	PAKISTAN
PANAMA	73,385	-	73,385	PANAMA
PAPUA NEW GUINEA	33,840	-	33,840	PAPOUASIE-NOUVELLE-GUINEE
PARAGUAY	67,125	67,125	-	PARAGUAY
PERU	220,160	-	220,160	PEROU
PHILIPPINES	247,550	247,550	-	PHILIPPINES
POLAND	1,687,680	374,414	1,313,266	POLOGNE
PORTUGAL	700,600	700,600	-	PORTUGAL
PUERTO RICO	36,695	36,695	-	PORTO RICO
QATAR	183,465	183,465	-	QATAR
REPUBLIC OF KOREA	2,440,000	1,440,000	1,000,000	REPUBLIQUE DE COREE
REPUBLIC OF MOLDOVA	587,100	-	587,100	REPUBLIQUE DE MOLDOVA
ROMANIA	623,790	-	623,790	ROUMANIE
RUSSIAN FEDERATION	26,030,960	-	26,030,960	FEDERATION DE RUSSIE
RWANDA	34,145	-	34,145	RWANDA
SAINT KITTS AND NEVIS	35,405	35,405	-	SAINT-KITTS-ET-NEVIS
SAINT LUCIA	35,220	35,220	-	SAINTE-LUCIE
SAINT VINCENT AND THE GRENADINES	35,940	33,361	2,579	SAINT-VINCENT-ET-GRENADINES
SAMOA	35,970	35,970	-	SAMOA
SAN MARINO	34,100	34,100	-	SAINT-MARIN
SAO TOME AND PRINCIPE	34,115	34,115	-	SAO TOME-ET-PRINCIPE
SAUDI ARABIA	3,327,935	3,327,935	-	ARABIE SAOUDITE
SENEGAL	35,555	-	35,555	SENEGAL
SEYCHELLES	34,225	-	34,225	SEYCHELLES
SIERRA LEONE	36,695	32,067	4,628	SIERRA LEONE
SINGAPORE	413,610	413,610	-	SINGAPOUR
SLOVAK REPUBLIC	653,460	653,460	-	REPUBLIQUE SLOVAQUE
SLOVENIA	330,240	330,240	-	SLOVENIE
SOLOMON ISLANDS	36,695	-	36,695	ILES SALOMON
SOMALIA	36,695	-	36,695	SOMALIE
SPAIN	6,871,830	2,454,420	4,417,410	ESPAGNE
SRI LANKA	34,450	34,450	-	SRI LANKA
SUDAN	35,260	2,438	32,822	SOUUDAN
SURINAME	36,695	-	36,695	SURINAME
SWAZILAND	33,635	33,635	-	SHAZILAND
SWEDEN	3,628,775	3,628,775	-	SUEDE
SWITZERLAND	3,868,685	3,868,685	-	SUISSE
SYRIAN ARAB REPUBLIC	146,475	146,475	-	REPUBLIQUE ARABE SYRIENNE
TAJIKISTAN	220,160	-	220,160	TADJIKISTAN
THAILAND	385,765	385,765	-	THAILANDE
THE FORMER YUGOSLAV REP OF MACEDONIA	48,923	-	48,923	L'EX-REP YUGOSLAVE DE MACEDOINE
TOGO	35,500	-	35,500	TOGO
TOKELAU	36,695	36,695	-	TOKELAU
TONGA	33,635	33,635	-	TONGA
TRINIDAD AND TOBAGO	177,310	62,361	114,949	TRINITE-ET-TOBAGO
TUNISIA	103,425	103,425	-	TUNISIE
TURKEY	928,435	928,435	-	TURQUIE
TURKMENISTAN	220,160	-	220,160	TURKMENISTAN
UGANDA	37,095	37,095	-	UGANDA
UKRAINE	4,256,450	-	4,256,450	UKRAINE
UNITED ARAB EMIRATES	770,565	770,565	-	EMIRATS ARABES UNIS
UNITED KINGDOM	16,837,375	16,837,375	-	ROYAUME-UNI
UNITED REPUBLIC OF TANZANIA	33,555	33,555	-	REPUBLIQUE-UNIE DE TANZANIE
UNITED STATES OF AMERICA	92,665,145	79,708,196	12,956,949	ETATS-UNIS D'AMERIQUE
URUGUAY	146,775	-	146,775	URUGUAY
UZBEKISTAN	1,027,420	-	1,027,420	OUBEKISTAN
VANUATU	34,065	34,065	-	VANUATU
VENEZUELA	1,713,355	389,892	1,323,463	VENEZUELA
VIET NAM	34,260	34,260	-	VIET NAM
YEMEN	57,265	-	57,265	YEMEN
YUGOSLAVIA	478,022	-	478,022	YUGOSLAVIE
ZAIRE	36,695	-	36,695	ZAIRE
ZAMBIA	34,305	34,305	-	ZAMBIE
ZIMBABWE	37,445	37,445	-	ZIMBABWE
Total: Contributions in respect of the Effective Working Budget	355,292,900	280,775,449 (79.03%)*	74,517,451	Total: Contributions relatives au Budget effectif

* of contributions to the Effective Working Budget - the comparable percentages for 1992 and 1991 are } 77.60% & 81.85%
des contributions au Budget effectif - les pourcentages comparables pour 1992 et 1991 sont

**2. STATUS OF COLLECTION OF CONTRIBUTIONS IN RESPECT
OF THE 1993 ASSESSMENTS (Concluded)**

2. ETAT DU RECOUVREMENT DES CONTRIBUTIONS FIXEES POUR 1993 (Fin)

Members and Associate Members	Assessments Sommes fixées	Cash receipts and credits given Encaissements et credits bonifiés	Balances due Sommes restant à payer	Membres et Membres associés
Brought forward	355,292,900	280,775,449	74,517,451	Report
II. Contribution of new Member				II. Contribution du nouveaux Membre
TUVALU	21,405	-	21,405	TUVALU
Total: Contribution of new Member	21,405	-	21,405	Total: Contribution du nouveaux Membre
III. Undistributed Reserve				III. Reserve non repartie
SOUTH AFRICA	1,467,700	-	1,467,700	AFRIQUE DU SUD
Total: Undistributed Reserve	1,467,700	-	1,467,700	Total: Reserve non repartie
Grand total	356,782,005	280,775,449	76,006,556	Total general

3. STATUS OF ADVANCES TO THE WORKING CAPITAL FUND

3. ETAT DES AVANCES AU FONDS DE ROULEMENT

Members and Associate Members	Assessments Sommes fixées	Amounts received Sommes reçues	Balances due Sommes restant à payer	Membres et Membres associés
I. Advances from Active Members				I. Avances des Membres actifs
AFGHANISTAN	510	510	-	AFGHANISTAN
ALBANIA	510	510	-	ALBANIE
ALGERIA	6,680	6,680	-	ALGERIE
ANGOLA	510	510	-	ANGOLA
ANTIGUA AND BARBUDA	510	510	-	ANTIGUA-ET-BARBUDA
ARGENTINA	35,950	35,950	-	ARGENTINE
ARMENIA	8,040	8,040	-	ARMENIE
AUSTRALIA	79,080	79,080	-	AUSTRALIE
AUSTRIA	38,000	38,000	-	AUTRICHE
AZERBAIJAN	13,780	13,780	-	AZERBAIDJAN
BAHAMAS	510	510	-	BAHAMAS
BAHRAIN	510	510	-	BAHREIN
BANGLADESH	1,540	1,540	-	BANGLADESH
BARBADOS	510	510	-	BARBADE
BELARUS	17,980	17,980	-	BELARUS
BELGIUM	64,700	64,700	-	BELGIQUE
BELIZE	510	510	-	BELIZE
BENIN	510	510	-	BENIN
BHUTAN	510	510	-	BHOUTAN
BOLIVIA	510	510	-	BOLIVIE
BOSNIA AND HERZEGOVINA	2,260	2,260	-	BOSNIE-HERZEGOVINE
BOTSWANA	510	510	-	BOTSMANA
BRAZIL	69,840	69,840	-	BRESIL
BRUNEI DARUSSALAM	1,540	1,540	-	BRUNEI DARUSSALAM
BULGARIA	9,250	9,250	-	BULGARIE
BURKINA FASO	510	510	-	BURKINA FASO
BURUNDI	510	510	-	BURUNDI
CAMBODIA	510	510	-	CAMBODGE
CAMEROON	510	510	-	CAMEROUN
CANADA	155,070	155,070	-	CANADA
CAPE VERDE	510	510	-	CAP-VERT
CENTRAL AFRICAN REPUBLIC	510	510	-	REPUBLIQUE CENTRAFRICAINE
CHAD	510	510	-	TCHAD
CHILE	3,600	3,600	-	CHILI
CHINA	44,160	44,160	-	CHINE
COLOMBIA	5,650	5,650	-	COLOMBIE
COMOROS	510	510	-	COMORES
CONGO	510	510	-	CONGO
COOK ISLANDS	510	510	-	ILES COOK
COSTA RICA	1,030	1,030	-	COSTA RICA
COTE D'IVOIRE	1,540	1,540	-	COTE D'IVOIRE
CROATIA	7,330	7,330	-	CROATIE
CUBA	4,630	4,630	-	CUBA
CYPRUS	510	510	-	CHYPRE
CZECH REPUBLIC	25,330	25,330	-	REPUBLIQUE TCHEQUE
DEMOCRATIC PEOPLE'S REP. OF KOREA	2,570	2,570	-	REP. POPULAIRE DEM. DE COREE
DENMARK	38,000	38,000	-	DANEMARK
DJIBOUTI	510	510	-	DJIBOUTI
DOMINICA	510	510	-	DOMINIQUE
DOMINICAN REPUBLIC	1,540	1,540	-	REPUBLIQUE DOMINICAINE
ECUADOR	1,030	1,030	-	EQUATEUR
EGYPT	3,600	3,600	-	EGYPTE
EL SALVADOR	510	510	-	EL SALVADOR
EQUATORIAL GUINEA	510	510	-	GUINEE EQUATORIALE
ESTONIA	4,590	4,590	-	ESTONIE
ETHIOPIA	510	510	-	ETHIOPIE
FIJI	510	510	-	FIDJI
FINLAND	24,140	24,140	-	FINLANDE
FRANCE	328,120	328,120	-	FRANCE
GABON	1,030	1,030	-	GABON
GAMBIA	510	510	-	GAMBIE
GEORGIA	13,200	13,200	-	GEORGIE
GERMANY	500,140	500,140	-	ALLEMAGNE
GHANA	1,030	1,030	-	GHANA
GREECE	20,030	20,030	-	GRECE
GRENADA	510	510	-	GRENADE
GUATEMALA	1,030	1,030	-	GUATEMALA
GUINEA	510	510	-	GUINEE
GUINEA-BISSAU	510	510	-	GUINEE-BISSAU
GUYANA	510	510	-	GUYANA
HAITI	510	510	-	HAITI
HONDURAS	510	510	-	HONDURAS
HUNGARY	11,300	11,300	-	HONGRIE
ICELAND	1,540	1,540	-	ISLANDE
INDIA	17,980	17,980	-	INDE
INDONESIA	6,680	6,680	-	INDONESIE
IRAN (ISLAMIC REPUBLIC OF)	29,270	29,270	-	IRAN (REPUBLIQUE ISLAMIQUE D')
IRAQ	6,170	6,170	-	IRAQ
IRELAND	9,250	9,250	-	IRLANDE
ISRAEL	11,300	11,300	-	ISRAEL
ITALY	188,450	188,450	-	ITALIE
JAMAICA	1,030	1,030	-	JAMAIQUE
JAPAN	520,160	520,160	-	JAPON
JORDAN	510	510	-	JORDANIE
KAZAKHSTAN	21,810	21,810	-	KAZAKHSTAN
KENYA	510	510	-	KENYA
KIRIBATI	510	510	-	KIRIBATI
KUWAIT	12,330	12,330	-	KOUEIT
KYRGYZSTAN	3,440	3,440	-	KIRGHIZISTAN
LAO PEOPLE'S DEMOCRATIC REPUBLIC	510	510	-	REP. DEMOCRATIQUE POPULAIRE LAO
LATVIA	8,040	8,040	-	LETONIE
LEBANON	1,030	1,030	-	LIBAN
LESOTHO	510	510	-	LESOTHO
LIBERIA	510	510	-	LIBERIA
LIBYAN ARAB JAMAHIRIYA	12,840	12,840	-	JAMAHIRIYA ARABE LIBYENNE
LITHUANIA	9,180	9,180	-	LITUANIE
LUXEMBOURG	3,080	3,080	-	LUXEMBOURG
MADAGASCAR	510	510	-	MADAGASCAR
MALAWI	510	510	-	MALAWI
MALAYSIA	4,630	4,630	-	MALAISIE
MALDIVES	510	510	-	MALDIVES
MALI	510	510	-	MALI

3. STATUS OF ADVANCES TO THE WORKING CAPITAL FUND (Concluded)

3. ETAT DES AVANCES AU FONDS DE ROULEMENT (Fin)

Members and Associate Members	Assessments Sommes fixées	Amounts received Sommes reçues	Balances due Sommes restant à payer	Membres et Membres associés
MALTA	510	510	-	MALTE
MARSHALL ISLANDS	510	510	-	ILES MARSHALL
MAURITANIA	510	510	-	MAURITANIE
MAURITIUS	510	510	-	MAURICE
MEXICO	44,160	44,160	-	MEXIQUE
MICRONESIA (FEDERATED STATES OF)	510	510	-	MICRONESIE (ETATS FEDERES DE)
MONACO	510	510	-	MONACO
MONGOLIA	510	510	-	MONGOLIE
MOROCCO	2,570	2,570	-	MAROC
MOZAMBIQUE	510	510	-	MOZAMBIQUE
MYANMAR	510	510	-	MYANMAR
NAMIBIA	510	510	-	NAMIBIE
NEPAL	510	510	-	NEPAL
NETHERLANDS	89,860	89,860	-	PAYS-BAS
NEW ZEALAND	12,840	12,840	-	NOUVELLE-ZELANDE
NICARAGUA	510	510	-	NICARAGUA
NIGER	510	510	-	NIGER
NIGERIA	9,760	9,760	-	NIGERIA
NORWAY	25,680	25,680	-	NORVEGE
OMAN	510	510	-	OMAN
PAKISTAN	3,080	3,080	-	PAKISTAN
PANAMA	1,030	1,030	-	PANAMA
PAPUA NEW GUINEA	510	510	-	PAPOUASIE-NOUVELLE-GUINEE
PARAGUAY	510	510	-	PARAGUAY
PERU	3,600	3,600	-	PEROU
PHILIPPINES	4,630	4,630	-	PHILIPPINES
POLAND	36,460	36,460	-	POLOGNE
PORTUGAL	9,250	9,250	-	PORTUGAL
PUERTO RICO	510	510	-	PORTO RICO
QATAR	1,540	1,540	-	QATAR
REPUBLIC OF KOREA	9,250	9,250	-	REPUBLIQUE DE COREE
REPUBLIC OF MOLDOVA	9,180	9,180	-	REPUBLIQUE DE MOLDOVA
ROMANIA	9,760	9,760	-	ROUMANIE
RUSSIAN FEDERATION	416,720	416,720	-	FEDERATION DE RUSSIE
RWANDA	510	510	-	RHANDA
SAINT KITTS AND NEVIS	510	510	-	SAINT-KITTS-ET-NEVIS
SAINT LUCIA	510	510	-	SAINTE-LUCIE
SAINT VINCENT AND THE GRENADINES	510	510	-	SAINT-VINCENT-ET-GRENADINES
SAMOA	510	510	-	SAMOA
SAN MARINO	510	510	-	SAINT-MARIN
SAO TOME AND PRINCIPE	510	510	-	SAO TOME-ET-PRINCIPE
SAUDI ARABIA	43,140	43,140	-	ARABIE SAOUDITE
SENEGAL	510	510	-	SENEGAL
SEYCHELLES	510	510	-	SEYCHELLES
SIERRA LEONE	510	510	-	SIERRA LEONE
SINGAPORE	4,630	4,630	-	SINGAPOUR
SLOVAK REPUBLIC	12,670	12,670	-	REPUBLIQUE SLOVAQUE
SLOVENIA	5,070	5,070	-	SLOVENIE
SOLOMON ISLANDS	510	510	-	ILES SALOMON
SOMALIA	510	510	-	SOMALIE
SPAIN	97,050	97,050	-	ESPAGNE
SRI LANKA	510	510	-	SRI LANKA
SUDAN	510	510	-	SOUDAN
SURINAME	510	510	-	SURINAME
SHAZILAND	510	510	-	SHAZILAND
SWEDEN	66,240	66,240	-	SUEDE
SWITZERLAND	55,460	55,460	-	SUISSE
SYRIAN ARAB REPUBLIC	1,540	1,540	-	REPUBLIQUE ARABE SYRIENNE
TAJIKISTAN	3,440	3,440	-	TADJIKISTAN
THAILAND	4,110	4,110	-	THAILANDE
THE FORMER YUGOSLAV REP OF MACEDONIA	1,030	1,030	-	L'EX-REP YUGOSLAVE DE MACEDOINE
TOGO	510	510	-	TOGO
TOKELAU	510	510	-	TOKELAU
TONGA	510	510	-	TONGA
TRINIDAD AND TOBAGO	1,540	1,540	-	TRINITE-ET-TOBAGO
TUNISIA	1,540	1,540	-	TUNISIE
TURKEY	15,920	15,920	-	TURQUIE
TURKMENISTAN	3,450	3,450	-	TURKMENISTAN
TUVALU	510	-	510	TUVALU
UGANDA	510	510	-	UGANDA
UKRAINE	66,240	-	66,240	UKRAINE
UNITED ARAB EMIRATES	8,220	8,220	-	EMIRATS ARABES UNIS
UNITED KINGDOM	235,180	235,180	-	ROYAUME-UNI
UNITED REPUBLIC OF TANZANIA	510	510	-	REPUBLIQUE-UNIE DE TANZANIE
UNITED STATES OF AMERICA	1,283,700	1,283,700	-	ETATS-UNIS D'AMERIQUE
URUGUAY	2,060	2,060	-	URUGUAY
UZBEKISTAN	16,070	16,070	-	OUZBEKISTAN
VANUATU	510	510	-	VANUATU
VENEZUELA	27,730	27,730	-	VENEZUELA
VIET NAM	1,030	1,030	-	VIET NAM
YEMEN	1,020	1,020	-	YEMEN
YUGOSLAVIA	7,420	7,420	-	YUGOSLAVIE
ZAIRE	510	510	-	ZAIRE
ZAMBIA	510	510	-	ZAMBIE
ZIMBABWE	1,030	1,030	-	ZIMBABWE
Total I	5,117,320	5,050,570	66,750	Total I
II. Advance from inactive Member				II. Avance de Membre inactif
SOUTH AFRICA	20,540	20,460	80	AFRIQUE DU SUD
Total II	20,540	20,460	80	Total II
Grand total	5,137,860	5,071,030 (98.70%)*	66,830	Total general

*Of advances from all Members and Associate Members.
des avances de tous les Membres et Membres associés.

4. OUTSTANDING CONTRIBUTIONS RELATING TO THE EFFECTIVE WORKING BUDGETS OF YEARS PRIOR TO 1993 FOR WHICH THE WORLD HEALTH ASSEMBLY AUTHORIZED SPECIAL ARRANGEMENTS

4. CONTRIBUTIONS DUES AU TITRE DU BUDGET EFFECTIF D'EXERCICES ANTERIEURS A 1993 POUR LESQUELLES L'ASSEMBLEE MONDIALE DE LA SANTE A AUTORISE DES ARRANGEMENTS SPECIAUX

Members and Associate Members	Year in which instalments are payable Année au cours de laquelle les acomptes sont dus	Outstanding instalments payable in respect of consolidated arrears of contributions as of 1.1.1993 Acomptes restant à verser au titre des contributions arriérées consolidées au 1.1.1993	Payments received in 1993 Versements reçus en 1993	Balance of instalments payable Solde des acomptes à verser	Membres et Membres associés
BELARUS arrangements in accordance with resolution WHA45.23	1997/06	908,361	-	908,361	BELARUS arrangements conformément à la résolution WHA45.23
Total		908,361	-	908,361	Total
CHAD arrangements in accordance with resolution WHA37.6	1990 1991 1992 1993 1994	11,177 11,177 11,177 11,177 11,177	- - - - -	11,177 11,177 11,177 11,177 11,177	TCHAD arrangements conformément à la résolution WHA37.6
Total		55,885	-	55,885	Total
DOMINICAN REPUBLIC arrangements in accordance with resolution WHA33.7	1983 1984 1985 1986 1987 1988 1989	25,683 25,683 25,683 25,683 25,683 25,683 25,682	25,683 25,683 11,635 - - - -	- - 14,048 25,683 25,683 25,683 25,682	REPUBLIQUE DOMINICAINE arrangements conformément à la résolution WHA33.7
Total		179,780	63,001	116,779	Total
ROMANIA arrangements in accordance with resolution WHA39.16	1990 1991 1992 1993 1994/96	222,958 222,958 222,958 222,958 668,874	222,958 - - - -	- 222,958 222,958 222,958 668,874	ROUMANIE arrangements conformément à la résolution WHA39.16
Total		1,560,706	222,958	1,337,748	Total
UKRAINE arrangements in accordance with resolution WHA45.23	1997/06	3,428,485	-	3,428,485	UKRAINE arrangements conformément à la résolution WHA45.23
Total		3,428,485	-	3,428,485	Total
Grand total		6,133,217	285,959	5,847,258	Total général

5. OTHER OUTSTANDING CONTRIBUTIONS RELATING TO:
 A) THE EFFECTIVE WORKING BUDGETS OF YEARS PRIOR TO 1993, AND
 B) UNBUDGETED ASSESSMENTS

5. AUTRES SOMMES DUES AU TITRE
 A) DES CONTRIBUTIONS AU BUDGET EFFECTIF D'EXERCICES ANTERIEURS A 1993, ET
 B) DES CONTRIBUTIONS NON INSCRITES AU BUDGET

Members and Associate Members	Balances due - Sommes restant dues						Membres et Membres associes
	1984-1988	1989	1990	1991	1992	Total	
ANGOLA					30,494	30,494	ANGOLA
ANTIGUA AND BARBUDA					37,290	96,829	ANTIGUA-ET-BARBUDA
ARMENIA			28,484	31,055	186,440	186,440	ARMENIE
AZERBAIJAN					107,720	107,720	AZERBAIDJAN
BAHAMAS					16,751	16,751	BAHAMAS
BOSNIA AND HERZEGOVINA					16,570	16,570	BOSNIE-HERZEGOVINE
BURKINA FASO				21,743	37,185	58,928	BURKINA FASO
BURUNDI		14,754	31,055	31,055	37,290	114,154	BURUNDI
CAMBODIA	73,739	28,165	31,055	31,055	37,290	201,304	CAMBODGE
CAMEROON					28,035	28,035	CAMEROUN
CENTRAL AFRICAN REPUBLIC					37,110	38,031	REPUBLIQUE CENTRAFRICAINE
CHAD			5,724	31,055	37,290	74,069	TCHAD
CHILE					206,455	206,455	CHILI
COMOROS	107,954	28,165	31,055	31,055	37,290	235,519	COMORES
CONGO	34,471	55,665	227,055	227,055	266,290	810,536	CONGO
COSTA RICA					12,921	12,921	COSTA RICA
COTE D'IVOIRE					70,575	70,575	COTE D'IVOIRE
CROATIA					174,010	174,010	CROATIE
CUBA				159,478	320,105	479,583	CUBA
DJIBOUTI					33,742	33,742	DJIBOUTI
DOMINICAN REPUBLIC	236,225	84,505	93,170	93,170	111,865	618,935	REPUBLIQUE DOMINICAINE
ECUADOR					83,542	83,542	EQUATEUR
EQUATORIAL GUINEA	48,116	28,165	31,055	31,055	37,290	175,681	GUINEE EQUATORIALE
GABON					13,057	13,057	GABON
GAMBIA					9,858	9,858	GAMBIE
GEORGIA					298,310	298,310	GEORGIE
GRENADA					28,952	28,952	GRENADE
GUATEMALA				62,107	74,575	136,682	GUATEMALA
GUINEA-BISSAU			20,268	31,055	16,047	16,047	GUINEE-BISSAU
HAITI					37,290	88,613	HAITI
HONDURAS					31,055	35,670	HONDURAS
IRAQ	177,647	338,030	372,675	372,675	9,314	1,708,492	IRAQ
KAZAKHSTAN					447,465	165,730	KAZAKHSTAN
KENYA					165,730	165,730	KENYA
KYRGYZSTAN					11,853	11,853	KIRGHIZISTAN
LATVIA					74,580	74,580	LETONIE
LIBERIA	27,107	28,165	31,055	31,055	37,290	154,672	LIBERIA
LITHUANIA					492,570	492,570	LITUANIE
NIGER			14,706	31,055	37,290	83,051	NIGER
NIGERIA					232,862	232,862	NIGERIA
PAKISTAN					16,750	16,750	PAKISTAN
PANAMA					21,444	21,444	PANAMA
PERU					223,730	223,730	PEROU
REPUBLIC OF MOLDOVA					211,300	211,300	REPUBLIQUE DE MOLDOVA
ROMANIA				281,829	708,485	990,314	ROUMANIE
RUSSIAN FEDERATION					23,851,460	23,851,460	FEDERATION DE RUSSIE
SENEGAL				19,463	36,150	55,613	SENEGAL
SEYCHELLES					21,040	21,040	SEYCHELLES
SOMALIA		28,158	31,055	31,055	37,290	127,558	SOMALIE
SURINAME					37,290	37,290	SURINAME
TAJIKISTAN					74,580	74,580	TADJIKISTAN
TOGO					33,458	33,458	TOGO
TURKMENISTAN					24,860	24,860	TURKMENISTAN
UZBEKISTAN					372,890	372,890	OUZBEKISTAN
YEMEN				49,475	57,860	107,335	YEMEN
YUGOSLAVIA				1,097,530	1,339,660	2,437,190	YUGOSLAVIE
ZAIRE				31,055	37,290	68,345	ZAIRE
Total A	705,259	633,772	948,412	2,797,466	31,651,110	36,736,019	Total A
UKRAINE					4,586,535	4,586,535	UKRAINE
Total B					4,586,535	4,586,535	Total B
Grand total	705,259	633,772	948,412	2,797,466	36,237,645	41,322,554	Total general

**6. UNPAID CONTRIBUTIONS INCLUDED IN THE UNDISTRIBUTED RESERVE FOR
YEARS PRIOR TO 1993**

**6. CONTRIBUTIONS IMPAYEES COMPRISES DANS LA RESERVE NON REPARTIE
POUR LES ANNEES ANTERIEURES A 1993**

Member	Balances due - Sommes restant à payer							Membre
	1966/87	1988	1989	1990	1991	1992	Total	
SOUTH AFRICA.	14,019,885	1,272,530	1,211,280	1,366,475	1,366,475	1,640,715	20,877,360	AFRIQUE DU SUD
	14,019,885	1,272,530	1,211,280	1,366,475	1,366,475	1,640,715	20,877,360	

ANNEX 2

STATEMENT OF 1994 CONTRIBUTIONS RECEIVED IN ADVANCE

Member	Full/part	Amount in US\$
Argentina	part	368 935
Bhutan	full	40 115
Bolivia	part	595
Brunei Darussalam	full	118 040
Canada	full	12 195 635
Colombia	part	66 030
Democratic People's Republic of Korea	part	99 915
Germany	part	1
Greece	part	1
Kuwait	full	984 140
Lesotho	part	11 972
Maldives	part	595
Mauritius	full	39 890
Mongolia	part	510
Mozambique	part	595
Myanmar	full	39 790
Oman	part	1
Philippines	part	32 583
Saint Lucia	full	39 890
Swaziland	part	10 606
Sweden	full	4 322 835
Thailand	full	438 595
Tonga	full	39 775
Zimbabwe	full	40 360
Total		18 891 404

Total contributions payable in 1994 for the effective working budget 405 782 500

Percentage of 1994 contributions received in advance 4.66%

= = =