


Instructions on using the electronic voting system for the nomination and appointment of the Director-General

The Health Assembly, in resolution WHA67.2, approved the recommendation of the Executive Board to rent a cost-effective and secure electronic voting system for the nomination and appointment of the Director-General, and to test such a system through simulation exercises by the governing bodies before the election of the next Director-General.

The following table provides step-by-step instructions on using the electronic voting system.

Step	Comments
Distribution of touchpads and personal identification numbers (PINs)	<p>At the Executive Board, touchpads and PINs will be distributed by the Secretariat to members of the Executive Board at the private meeting(s) where voting takes place.</p> <p>At the World Health Assembly, touchpads and PINs will be distributed by the Secretariat at the private meeting(s) where voting takes place. The Secretariat distributes touchpads and PINs to a person seated behind the nameplate of a Member State entitled to vote and only if that person is a “delegate” or “alternate” for that State (as identified in the list of participants).</p> <p>Touchpads will be collected at the end of each meeting where voting takes place and will be distributed again at the outset of each further meeting where voting takes place.</p> <p>No record is kept of which touchpads and PINs are allocated to particular delegations. In this way, the Secretariat respects and ensures the total anonymity of the vote.</p>

<p>Choice of language and logon with the PIN</p>	<p>After having made your language choice, please enter the PIN you have received and click on “Next”.</p> 
<p>Select the appropriate number of candidates</p> <p><i>or</i></p> <p>Abstain</p> <p>Then click on “Next”</p>	<p>Candidates will be listed in alphabetical order by last name. Choose the name(s) of the candidate(s) you wish to vote for by clicking on their name(s). Alternatively, click on “Abstention”. Erroneous entries can be corrected through clicking on name(s) or “Abstention” for a second time.</p> 

Confirm your choice and cast your vote by clicking on “Submit my vote”

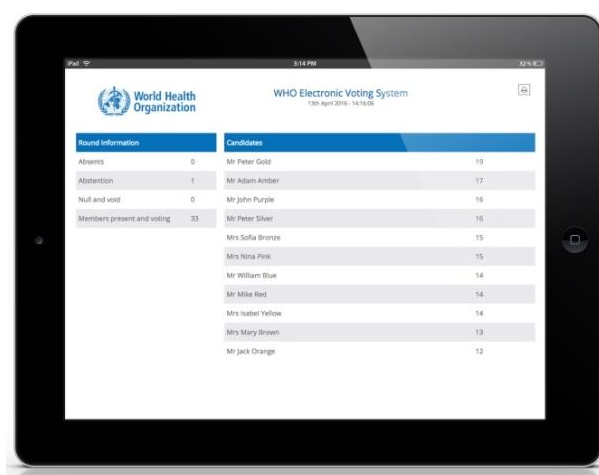
Shortly before closing the vote, the President or Chairperson will make an announcement that the vote is about to close. Ensure you submit your vote before the vote closes.



Announcement and display of results

After a short interval, the President or Chairperson will announce the results of the vote, which will be shown both on the large screen and on the touchpads.

Candidates will be listed in descending order according to the number of votes received.



Should a further round of voting be required, the President or Chairperson will give the necessary instructions to the Secretariat and the operators of the electronic voting system.

= = =