



## **Status of collection of assessed contributions**

### **Report by the Director-General**

This report shows the status of collection of assessed contributions as at 31 December 1997, together with comparative figures for previous years. It emphasizes the continuing delays in payment of contributions and the impact this has had on the work programme and financial situation of the Organization. The text of a draft resolution for consideration by the Board is contained in paragraph 15.

#### **INTRODUCTION**

1. In past years the Board has repeatedly expressed its concern at the continuing low rate of payment of contributions by Member States. At its ninety-ninth session (January 1997), the Board recommended a resolution for adoption by the Fiftieth World Health Assembly, calling the attention of all Members to the importance of paying their full contributions as early as possible in the year to which they relate.<sup>1</sup> This resolution was adopted by the Health Assembly on 12 May 1997.<sup>2</sup> It was transmitted by the Director-General to all Member States on 14 July 1997 as an enclosure to the letter of notification of contributions payable for the year 1998. In October 1997 the Director-General again transmitted the text of this resolution to all Member States that had not by that time settled in full their contributions for 1997 and prior years. Further, telexes were sent in November and December 1997 pointing out the critical financial situation and requesting intensive efforts to effect payment as soon as possible prior to year-end.

#### **HISTORICAL ANALYSIS OF THE PATTERN OF PAYMENT OF CONTRIBUTIONS**

2. Figure 1 below illustrates, in percentage terms, the rate of collection by year-end of assessed current-year contributions for the effective working budget over the period 1988 to 1997. It also highlights the actual percentage of regular budget contributions received from the major contributor for each year.

<sup>1</sup> Resolution EB99.R3.

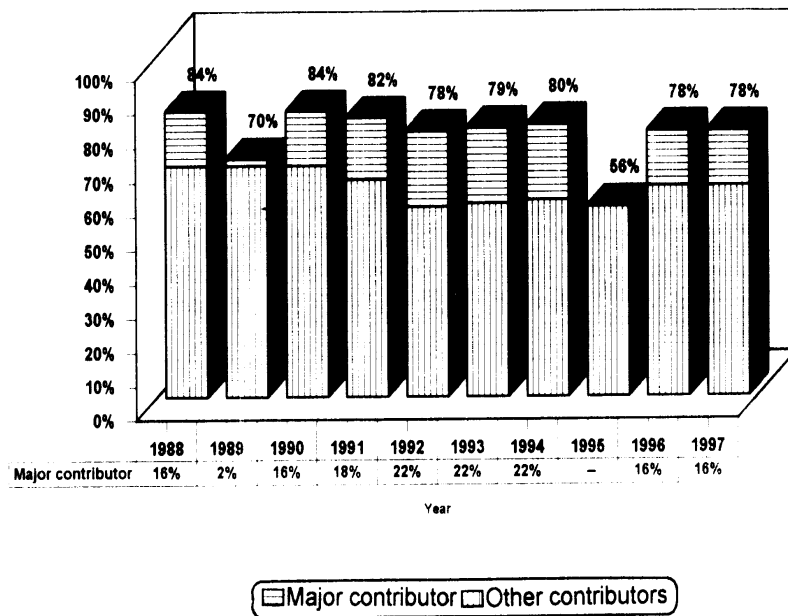
<sup>2</sup> Resolution WHA50.7.

FIGURE 1

### Rate of collection of contributions

Percentage collected as at 31 December

1988 to 1997



3. The rate of collection in 1997 of 78% is the same level as that for 1996. Nevertheless, the outstanding contributions for 1997 totalled US\$ 91 110 877. The largest debtor in respect of 1997 contributions is the United States of America in an amount of US\$ 39 764 549. A group of countries previously forming part of the former Soviet Union and the former Yugoslavia collectively owed 1997 contributions totalling US\$ 28 224 578. The remaining amount of US\$ 23 121 750 was owed by other Member States.

4. The following table, also covering the period 1988 to 1997, lists the number of Members who, by year-end, had fully paid, partly paid or made no payment towards assessed current-year contributions for the effective working budget:

<b>Payment status of Members and Associate Members in respect of current-year contributions to the effective working budget</b>				
	<b>Number that had paid contributions in full</b>	<b>Number that had paid contributions in part</b>	<b>Number that had made no payment</b>	<b>Total number of Members and Associate Members</b>
31 December 1988	91	29	44	164
31 December 1989	94	18	52	164
31 December 1990	93	23	46	162
31 December 1991	90	22	50	162
31 December 1992	87	27	66	180
31 December 1993	95	20	71	186
31 December 1994	99	16	72	187
31 December 1995	96	13	78	187
31 December 1996	102	27	63	192
31 December 1997	105	26	61	192

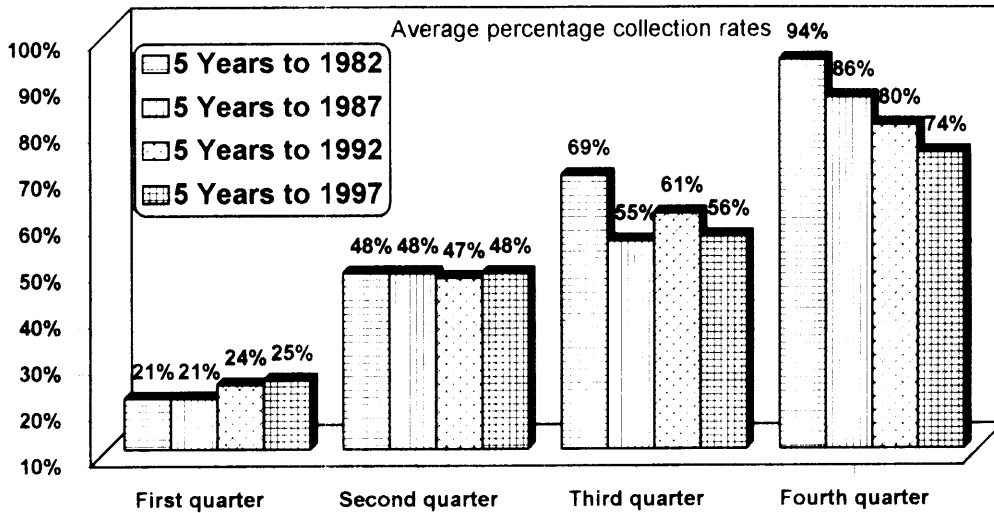
5. The above table shows that nearly one-third of Members and Associate Members assessed for the effective working budget in 1997 had made no payment whatsoever towards their current-year contributions one year after which the contributions were legally due for payment.

6. Figure 2 below gives the average quarter-by-quarter cumulative collection rates for four consecutive periods of five years each over the last 20 years. This indicates that by mid-year the Organization has usually received a little less than half of the annual contributions, but that collections up to the fourth quarter have consistently decreased over the 20-year period.

FIGURE 2

**Five-year average rates of collection by quarter**

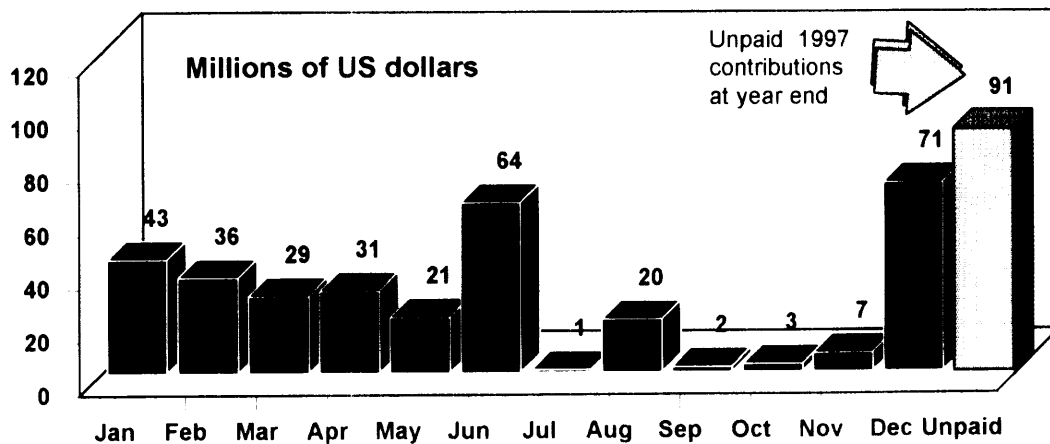
Five-year periods ending 1982, 1987, 1992 and 1997



7. Figure 3 below indicates the monthly totals of the 1997 contributions received for the effective working budget during the year 1997 and the balance due for 1997 contributions at year end.

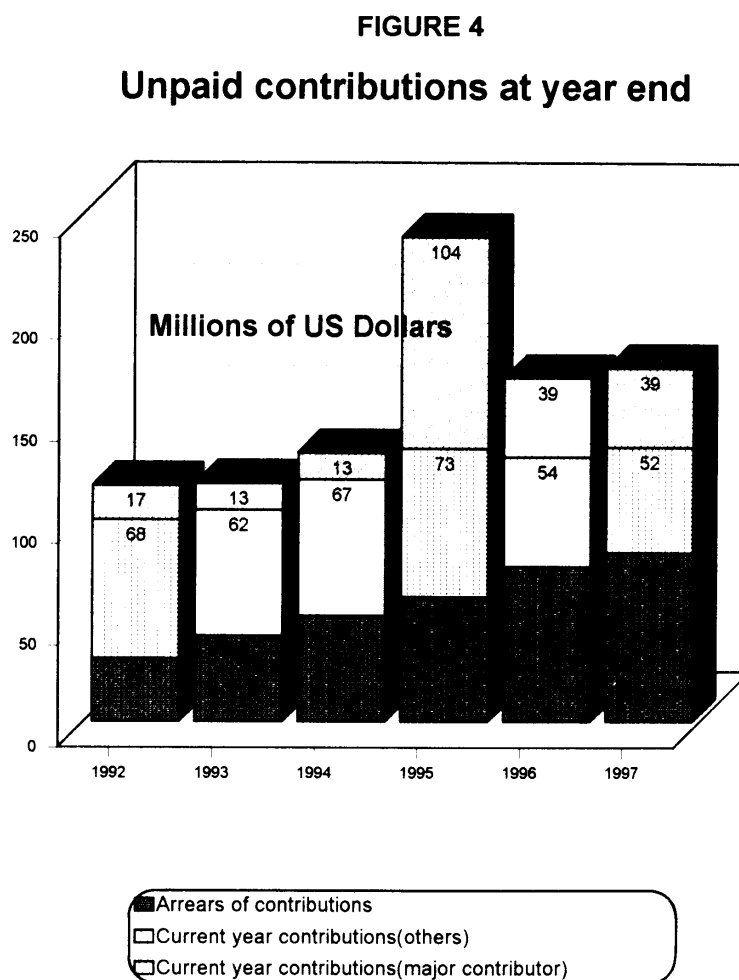
FIGURE 3

**Monthly receipts of 1997 regular budget contributions during year and unpaid amount at year end**



Note: January includes US \$ 29 million received in advance

8. Figure 4 below, indicates the total unpaid contributions in millions of US dollars at end of years 1992 to 1997. It also highlights the unpaid current year contributions from the major contributor.



9. In addition to the US\$ 91 million remaining unpaid for the year 1997, a further amount of some US\$ 83 million is due with respect to prior financial period arrears (including US\$ 50 million for the years 1995 and 1996 inclusive).

10. It is incumbent upon *all* Member States to pay their contributions by 1 January of the year in which they are due, in accordance with Financial Regulation 5.6. However, the 25 Member States assessed at the highest rates in the WHO scale of assessments are required to pay approximately 90% of the WHO regular budget, and delays in payment on their part naturally have a substantially greater impact on the finances and work programme of the Organization than delays on the part of the remaining Members.

11. Annexed to this document is a statement showing the status of collection of annual contributions as at 31 December 1997. Page 7 of this Annex indicates that nine Members have paid their 1998 contributions in full in advance of the due date and that 22 other Members have made partial payment towards their 1998 contributions. The Director-General is particularly grateful to the three Members - Canada, Sweden and Tonga - that have paid their contributions in full in advance of the due date in each of the last five years, and to the four Members - Bhutan, Mauritius, New Zealand and Saint Lucia - that have systematically paid their contributions in full in advance of the due date in four of the last five years.

## **CONCLUSIONS**

12. As stated earlier, the 1997 rate of collection is 78.27%. The year 1997 ended with total unpaid contributions for all years exceeding US\$ 174 million. In recent years the Director-General, the Executive Board and the Health Assembly have drawn to the attention of Member States the importance of timely payment of regular budget contributions so that approved work programmes would not be jeopardized by insufficient cash resources.

13. The Director-General reiterates what he has said on many previous occasions that there is no substitute for prompt payment of contributions by Members as a means of providing a sound financial basis for the orderly implementation of programmes approved by the Health Assembly. Member States should meet their legal obligations in full, on time and without conditions. The predicament in which WHO finds itself continues to be common to many other organizations of the United Nations system and the United Nations itself.

14. Under the incentive scheme to promote the timely payment of assessed contributions, adopted by the Forty-first World Health Assembly in resolution WHA41.12 (1988), Members that pay their contributions early in the year receive relatively larger credits from the interest earned by the Organization, whereas Members that pay later receive only marginal or no credits. The Director-General hopes that Members will be encouraged to take whatever steps may be necessary to ensure earlier payment of assessed contributions in the current year in order to permit an orderly implementation of the programme budget and to gain the maximum benefit from the incentive scheme.

## **ACTION BY THE EXECUTIVE BOARD**

15. In view of the above-mentioned circumstances, the Board may wish to consider the adoption of the following resolution:

The Executive Board.

Having considered the report of the Director-General on the status of collection of assessed contributions;

Taking into account the genuine difficulties faced by some developing countries arising out of adverse international economic factors beyond their control,

1. EXPRESSES its deep concern at:
  - (1) the continuing high level of outstanding contributions by Member States;
  - (2) the effect of such delays on the programme of work approved by the Health Assembly;

2. URGES Members that are in arrears to pay their outstanding contributions before the Fifty-first World Health Assembly;

3. RECOMMENDS to the Fifty-first World Health Assembly the adoption of the following resolution:

The Fifty-first World Health Assembly,

Noting with concern that, as at 31 December 1997:

(1) the rate of collection in 1997 of contributions to the effective working budget for that year amounted to 78.27%, leaving US\$ 91 110 877 unpaid with respect to 1997 contributions;

(2) only 105 Members had paid their current-year contributions to the effective working budget in full, and 61 Members had made no payment towards their current year contributions;

(3) total unpaid contributions in respect of 1997 and prior years exceeded US\$ 174 million,

1. EXPRESSES deep concern at the continuing high level of outstanding contributions, which has had a deleterious effect on the work programme and financial situation;

2. CALLS THE ATTENTION of all Members to Financial Regulation 5.6, which provides that instalments of contributions shall be considered as due and payable in full by the first day of the year to which they relate, and to the importance of paying contributions as early as possible to enable the Director-General to implement the programme budget in an orderly manner;

3. RECALLS that, as a result of the adoption, by resolution WHA41.12, of an incentive scheme to promote the timely payment of assessed contributions, Members that pay their assessed contributions early in the year in which they are due will have their contributions payable for a subsequent programme budget reduced appreciably, whereas Members paying later will see their contributions payable for that subsequent programme budget reduced only marginally or not at all;

4. URGES Members that are systematically late in the payment of their contributions to take immediate steps to ensure prompt and regular payment;

5. REQUESTS the Director-General to continue to review, taking into account developments in other organizations in the United Nations system, all additional measures that may be appropriate to the circumstances of WHO with a view to ensuring a sound financial basis for the work programme and to report on this matter to the Executive Board at its 103rd session and the Fifty-second World Health Assembly.

6. REQUESTS the Director-General to draw this resolution to the attention of all Members.



STATEMENT SHOWING THE STATUS OF COLLECTION OF ANNUAL  
REGULAR BUDGET CONTRIBUTIONS AS AT 31 DECEMBER 1997

(Expressed in US dollars)

TABLEAUX INDIQUANT L'ETAT DU RECOUVREMENT DES CONTRIBUTIONS  
ANNUELLES AU BUDGET REGULIER A LA DATE DU 31 DECEMBRE 1997

(En dollars des Etats-Unis)

---

1. SUMMARY

As of 31 December 1997, the rate of collection of annual contributions in respect of the regular budget is higher than in 1996. Out of a total amount of \$ 419 276 000, \$ 328 165 123 or 78.27% has been collected, as compared to 77.72% in 1996. Whereas 105 Members had paid their contributions in full and 26 Members in part, 61 Members had not yet paid any part of their assessment. Advance payments in respect of 1998 contributions are listed on page 7 of this statement.

1. RESUME

Au 31 décembre 1997, le taux de recouvrement des contributions annuelles au budget régulier est plus élevé qu'en 1996. Pour un total de \$ 419 276 000 mis en recouvrement les encaissements atteignent \$ 328 165 123 soit 78.27% contre 77.72% en 1996. Alors que 105 Membres ont versé leur contribution en totalité et 26 en partie, 61 Membres n'ont encore fait aucun versement. Les paiements en avance des contributions pour 1998 figurent en page 7 de ce rapport.

Payments may be made as follows:

*Les sommes en cause peuvent être payées:*

(1) in US dollars to: or (2) in Swiss francs to:  
*en dollars des Etats-Unis à: ou en francs suisses à:*

World Health Organization  
Account No.1 ABA No.021080083  
The Federal Reserve Bank of New York  
33 Liberty Street  
New York, N.Y. 10045  
United States Of America

Organisation mondiale de la Santé  
Compte No.44032-8-32  
Banque Nationale Suisse  
8022 Zurich  
Suisse

or (3) partly in US dollars as in (1) above, and partly in Swiss francs  
as in (2) above.

ou *en partie en dollars des Etats-Unis comme en (1) ci-dessus, et  
en partie en francs suisses comme en (2) ci-dessus.*



**2. STATUS OF COLLECTION OF CONTRIBUTIONS IN RESPECT  
OF THE 1997 ASSESSMENTS**

**2. ETAT DU RECOUVREMENT DES CONTRIBUTIONS FIXEES POUR 1997**

Members and Associate Members	Assessments Sommes fixées (US\$)	Cash receipts and credits given Encaissements et crédits bonifiés (US\$)	Balances due Sommes restant à payer (US\$)	Membres et Membres associés
<b>I. Contributions in respect of the Effective Working Budget</b>				<b>I. Contributions relatives au Budget effectif</b>
AFGHANISTAN . . . . .	41.555	-	41.555	AFGHANISTAN
ALBANIA . . . . .	41.355	41.355	-	ALBANIE
ALGERIA . . . . .	654.015	654.015	-	ALGERIE
ANGOLA . . . . .	41.570	41.570	-	ANGOLA
ANTIGUA AND BARBUDA . . . . .	41.570	-	41.570	ANTIGUA-ET-BARBUDA
ARGENTINA . . . . .	1.945.615	-	1.945.615	ARGENTINE
ARMENIA . . . . .	216.390	-	216.390	ARMENIE
AUSTRALIA . . . . .	5.981.020	5.981.020	-	AUSTRALIE
AUSTRIA . . . . .	3.512.290	3.331.728	180.562	AUTRICHE
AZERBAIJAN . . . . .	468.740	-	468.740	AZERBAIDJAN
BAHAMAS . . . . .	82.170	82.170	-	BAHAMAS
BAHRAIN . . . . .	81.440	81.440	-	BAHREIN
BANGLADESH . . . . .	41.175	41.175	-	BANGLADESH
BARBADOS . . . . .	41.240	41.240	-	BARBADE
BELARUS . . . . .	1.158.595	-	1.158.595	BELARUS
BELGIUM . . . . .	4.113.635	3.562.443	551.192	BELGIQUE
BELIZE . . . . .	41.345	41.345	-	BELIZE
BENIN . . . . .	41.355	36.937	4.418	BENIN
BHUTAN . . . . .	41.185	41.185	-	BHOUTAN
BOLIVIA . . . . .	41.255	510	40.745	BOLIVIE
BOSNIA AND HERZEGOVINA . . . . .	46.355	-	46.355	BOSNIE-HERZEGOVINE
BOTSWANA . . . . .	41.240	41.240	-	BOTSWANA
BRAZIL . . . . .	6.614.980	-	6.614.980	BRESIL
BRUNEI DARUSSALAH . . . . .	81.470	81.470	-	BRUNEI DARUSSALAM
BULGARIA . . . . .	333.230	-	333.230	BULGARIE
BURKINA FASO . . . . .	41.570	-	41.570	BURKINA FASO
BURUNDI . . . . .	41.570	-	41.570	BURUNDI
CAMBODIA . . . . .	41.570	-	41.570	CAMBODGE
CAMEROON . . . . .	41.570	-	41.570	CAMEROUN
CANADA . . . . .	12.591.740	12.591.740	-	CANADA
CAPE VERDE . . . . .	41.570	-	41.570	CAP-VERT
CENTRAL AFRICAN REPUBLIC . . . . .	41.570	-	41.570	REPUBLIQUE CENTRAFRICAINE
CHAD . . . . .	41.570	-	41.570	TCHAD
CHILE . . . . .	329.680	329.680	-	CHILI
CHINA . . . . .	2.993.615	2.993.615	-	CHINE
COLOMBIA . . . . .	407.685	407.685	-	COLOMBIE
COMOROS . . . . .	41.570	-	41.570	COMORES
CONGO . . . . .	216.570	-	216.570	CONGO
COOK ISLANDS . . . . .	41.245	41.245	-	ILES COOK
COSTA RICA . . . . .	41.570	41.570	-	COSTA RICA
COTE D'IVOIRE . . . . .	41.570	41.570	-	COTE D'IVOIRE
CROATIA . . . . .	371.040	371.040	-	CROATIE
CUBA . . . . .	211.195	211.195	-	CUBA
CYPRUS . . . . .	123.020	123.020	-	CYPRE
CZECH REPUBLIC . . . . .	1.016.660	1.016.660	-	REPUBLIQUE TCHEQUE
DEMOCRATIC PEOPLE'S REP. OF KOREA . . . . .	204.375	204.375	-	REP. POPULAIRE DEM. DE COREE
DEMOCRATIC REPUBLIC OF THE CONGO . . . . .	41.570	41.570	-	REPUBLIQUE DEMOCRATIQUE DU CONGO
DENMARK . . . . .	2.917.685	2.917.685	-	DANEMARK
DJIBOUTI . . . . .	41.570	-	41.570	DJIBOUTI
DOMINICA . . . . .	41.560	-	41.560	DOMINIQUE
DOMINICAN REPUBLIC . . . . .	41.570	-	41.570	REPUBLIQUE DOMINICAINE
ECUADOR . . . . .	82.525	-	82.525	EQUATEUR
EGYPT . . . . .	306.770	306.770	-	EGYPTE
EL SALVADOR . . . . .	41.570	41.570	-	EL SALVADOR
EQUATORIAL GUINEA . . . . .	41.570	-	41.570	GUINEE EQUATORIALE
ERITREA . . . . .	41.570	41.570	-	ERYTHREE
ESTONIA . . . . .	170.040	82.872	87.168	ESTONIE
ETHIOPIA . . . . .	41.220	41.220	-	ETHIOPIE
FIJI . . . . .	41.235	41.235	-	FIDJI
FINLAND . . . . .	2.508.600	2.508.600	-	FINLANDE
FRANCE . . . . .	27.516.605	27.516.605	-	FRANCE
GABON . . . . .	41.570	-	41.570	GABON
GAMBIA . . . . .	41.570	-	41.570	GAMBIE
GEORGIA . . . . .	468.740	-	468.740	GEORGIE
GERMANY . . . . .	36.733.745	36.733.745	-	ALLEMAGNE
GHANA . . . . .	41.285	41.285	-	GHANA
GREECE . . . . .	1.533.955	1.533.955	-	GRECE
GRENADA . . . . .	41.570	-	41.570	GRENADE
GUATEMALA . . . . .	82.525	1.356	81.169	GUATEMALA
GUINEA . . . . .	41.570	-	41.570	GUINEE
GUINEA-BISSAU . . . . .	41.570	-	41.570	GUINEE-BISSAU
GUYANA . . . . .	41.385	41.236	149	GUYANA
HAITI . . . . .	41.570	290	41.280	HAITI
HONDURAS . . . . .	41.540	41.540	-	HONDURAS
HUNGARY . . . . .	570.945	570.945	-	HONGRIE
ICELAND . . . . .	122.595	122.595	-	ISLANDE
INDIA . . . . .	1.248.975	1.248.975	-	INDE
INDONESIA . . . . .	571.295	571.295	-	INDONESIE
IRAN (ISLAMIC REPUBLIC OF) . . . . .	1.869.955	-	1.869.955	IRAN (REPUBLIQUE ISLAMIQUE D')
IRAQ . . . . .	577.040	-	577.040	IRAQ
IRELAND . . . . .	859.195	859.195	-	IRLANDE
ISRAEL . . . . .	1.081.230	1.081.230	-	ISRAEL
ITALY . . . . .	21.278.295	17.256.456	4.021.639	ITALIE
JAMAICA . . . . .	41.435	41.435	-	JAMAIQUE
JAPAN . . . . .	63.239.505	63.239.505	-	JAPON
JORDAN . . . . .	41.420	41.420	-	JORDANIE
KAZAKSTAN . . . . .	803.610	-	803.610	KAZAKSTAN
KENYA . . . . .	41.570	14.338	27.232	KENYA
KIRIBATI . . . . .	41.425	41.425	-	KIRIBATI
KUWAIT . . . . .	773.920	773.920	-	KOUEIT
KYRGYZSTAN . . . . .	128.670	-	128.670	KIRGHIZISTAN
LAO PEOPLE'S DEMOCRATIC REPUBLIC . . . . .	45.235	45.235	-	REP. DEMOCRATIQUE POPULAIRE LAO
LATVIA . . . . .	334.875	-	334.875	LETTONIE
LEBANON . . . . .	41.370	1.210	40.160	LIBAN
LESOTHO . . . . .	41.230	-	41.230	LESOTHO
LIBERIA . . . . .	41.570	-	41.570	LIBERIA
LIBYAN ARAB JAMAHIRIYA . . . . .	829.575	-	829.575	JAMAHIRIYA ARABE LIBYENNE
LITHUANIA . . . . .	340.070	-	340.070	LITUANIE
LUXEMBOURG . . . . .	286.345	286.345	-	LUXEMBOURG
MADAGASCAR . . . . .	41.545	-	41.545	MADAGASCAR
MALAWI . . . . .	41.520	41.520	-	MALAWI
MALAYSIA . . . . .	573.055	573.055	-	MALAISIE

**2. STATUS OF COLLECTION OF CONTRIBUTIONS IN RESPECT  
OF THE 1997 ASSESSMENTS (Concluded)**

**2. ETAT DU RECOUVREMENT DES CONTRIBUTIONS FIXEES POUR 1997 (Fin)**

Members and Associate Members	Assessments Sommes fixées (US\$)	Cash receipts and credits given Encaissements et crédits bonifiés (US\$)	Balances due Sommes restant à payer (US\$)	Membres et Membres associés
MALDIVES . . . . .	41.235	41.235	-	MALDIVES
MALI . . . . .	41.555	-	41.555	MALI
MALTA . . . . .	41.205	41.205	-	MALTE
MARSHALL ISLANDS . . . . .	41.550	41.550	-	ILES MARSHALL
MAURITANIA . . . . .	41.565	-	41.565	MAURITANIE
MAURITIUS . . . . .	41.185	41.185	-	MAURICE
MEXICO . . . . .	3,206.160	2,299.108	907.052	MEXIQUE
MICRONESIA (FEDERATED STATES OF)	41.385	40.125	1.260	MICRONESIE (ETATS FEDERES DE)
HONACO . . . . .	41.200	41.200	-	HONACO
MONGOLIA . . . . .	41.225	41.225	-	HONGOLIE
MOROCCO . . . . .	123.030	123.030	-	MAROC
MOZAMBIQUE . . . . .	41.235	41.235	-	MOZAMBIQUE
MYANMAR . . . . .	41.185	41.185	-	MYANMAR
NAMIBIA . . . . .	41.240	41.240	-	NAMIBIE
NAURU . . . . .	41.570	-	41.570	NAURU
NEPAL . . . . .	41.375	41.375	-	NEPAL
NETHERLANDS . . . . .	6,430.470	6,430.470	-	PAYS-BAS
NEW ZEALAND . . . . .	959.485	959.485	-	NOUVELLE-ZELANDE
NICARAGUA . . . . .	41.570	1.153	40.417	NICARAGUA
NIGER . . . . .	41.570	-	41.570	NIGER
NIGERIA . . . . .	463.545	-	463.545	NIGERIA
NIUE . . . . .	41.565	41.565	-	NIQUE
NORWAY . . . . .	2,269.375	2,269.375	-	NORVEGE
OMAN . . . . .	163.745	163.745	-	OMAN
PAKISTAN . . . . .	247.360	247.360	-	PAKISTAN
PALAU . . . . .	41.570	41.570	-	PALAU
PANAMA . . . . .	41.570	21.509	20.061	PANAMA
PAPUA NEW GUINEA . . . . .	41.570	41.570	-	PAPOUASIE-NOUVELLE-GUINEE
PARAGUAY . . . . .	40.930	40.930	-	PARAGUAY
PERU . . . . .	247.360	-	247.360	PEROU
PHILIPPINES . . . . .	246.270	246.270	-	PHILIPPINES
POLAND . . . . .	1,354.790	1,220.074	134.716	POLOGNE
PORTUGAL . . . . .	1,122.225	1,122.225	-	PORTUGAL
PUERTO RICO . . . . .	41.355	-	41.355	PORTO RICO
QATAR . . . . .	164.680	164.680	-	QATAR
REPUBLIC OF KOREA . . . . .	3,325.550	3,325.550	-	REPUBLIQUE DE COREE
REPUBLIC OF MOLDOVA . . . . .	340.070	-	340.070	REPUBLIQUE DE MOLDOVA
ROMANIA . . . . .	618.185	-	618.185	ROUMANIE
RUSSIAN FEDERATION . . . . .	17,822.965	-	17,822.965	FEDERATION DE RUSSIE
RHANDA . . . . .	41.570	41.570	-	RHANDA
SAINT KITTS AND NEVIS . . . . .	41.220	41.220	-	SAINT-KITTS-ET-NEVIS
SAINT LUCIA . . . . .	41.175	41.175	-	SAINTE-LUCIE
SAINT VINCENT AND THE GRENADINES	41.405	-	41.405	SAINT-VINCENT-ET-GRENADINES
SAMOA . . . . .	41.205	41.205	-	SAMOA
SAN MARINO . . . . .	41.220	41.220	-	SAINT-MARIN
SAO TOME AND PRINCIPE . . . . .	41.235	40.725	510	SAO TOME-ET-PRINCIPE
SAUDI ARABIA . . . . .	2,901.330	2,901.330	-	ARABIE SAOUDITE
SENEGAL . . . . .	41.570	41.570	-	SENEGAL
SEYCHELLES . . . . .	41.570	41.570	-	SEYCHELLES
SIERRA LEONE . . . . .	41.365	41.365	-	SIERRA LEONE
SINGAPORE . . . . .	573.095	573.095	-	SINGAPOUR
SLOVAKIA . . . . .	329.185	329.185	-	SLOVAQUIE
SLOVENIA . . . . .	285.360	-	285.360	SLOVENIE
SOLOMON ISLANDS . . . . .	41.540	-	41.540	ILES SALOMON
SOMALIA . . . . .	41.570	-	41.570	SOMALIE
SOUTH AFRICA . . . . .	1,302.950	1,302.950	-	AFRIQUE DU SUD
SPAIN . . . . .	9,643.050	9,643.050	-	ESPAGNE
SRI LANKA . . . . .	41.215	41.215	-	SRI LANKA
SUDAN . . . . .	41.375	15.363	26.012	SOUDAN
SURINAME . . . . .	41.570	41.570	-	SURINAME
SHAZILAND . . . . .	41.305	41.305	-	SHAZILAND
SWEDEN . . . . .	4,981.580	4,981.580	-	SUEDE
SWITZERLAND . . . . .	4,903.335	4,903.335	-	SUISSE
SYRIAN ARAB REPUBLIC . . . . .	204.845	204.845	-	REPUBLIQUE ARABE SYRIENNE
TADJIKISTAN . . . . .	82.525	-	82.525	TADJIKISTAN
THAILAND . . . . .	531.720	531.720	-	THAILANDE
THE FORMER YUGOSLAV REP OF MACEDONIA . . . . .	41.530	41.530	-	EX-REP. YVOUGOSLAVE DE MACEDOINE
TOGO . . . . .	41.570	33.837	7.733	TOGO
TOKELAU . . . . .	41.530	13.500	28.030	TOKELAU
TONGA . . . . .	41.185	41.185	-	TONGA
TRINIDAD AND TOBAGO . . . . .	128.595	49.828	78.767	TRINITE-ET-TOBAGO
TUNISIA . . . . .	123.155	123.155	-	TUNISIE
TURKEY . . . . .	1,551.645	846.645	705.000	TURQUIE
TURKMENISTAN . . . . .	128.670	-	128.670	TURKMENISTAN
TUVALU . . . . .	41.445	41.445	-	TUVALU
UGANDA . . . . .	41.760	7.850	33.910	UGANDA
UKRAINE . . . . .	4,553.490	-	4,553.490	UKRAINE
UNITED ARAB EMIRATES . . . . .	783.050	783.050	-	EMIRATS ARABES UNIS
UNITED KINGDOM . . . . .	21,540.250	21,540.250	-	ROYAUME-UNI
UNITED REPUBLIC OF TANZANIA . . . . .	41.790	39.683	2.107	REPUBLIQUE-UNIE DE TANZANIE
UNITED STATES OF AMERICA . . . . .	107,389.300	67,624.751	39,764.549	ETATS-UNIS D'AMERIQUE
URUGUAY . . . . .	164.845	-	164.845	URUGUAY
UZBEKISTAN . . . . .	551.260	551.260	-	OUBEKISTAN
VANUATU . . . . .	41.250	-	41.250	VANUATU
VENEZUELA . . . . .	1,354.635	10.001	1,344.634	VENEZUELA
VIET NAM . . . . .	41.215	41.215	-	VIET NAM
YEMEN . . . . .	51.570	-	51.570	YEMEN
YUGOSLAVIA . . . . .	417.395	-	417.395	YVOUGOSLAVIE
ZAMBIA . . . . .	41.340	-	41.340	ZAMBIE
ZIMBABWE . . . . .	43.685	43.685	-	ZIMBABWE
<b>Total . . . . .</b>	<b>419,276,000</b>	<b>328,165,123</b> <b>(78.27%)*</b>	<b>91,110,877</b>	<b>Total</b>
<b>II. Contribution of new member</b>				<b>II. Contribution du nouveaux membre</b>
ANDORRA . . . . .	38.106	38.106	-	ANDORRE
<b>Grand total . . . . .</b>	<b>419,314,106</b>	<b>328,203,229</b>	<b>91,110,877</b>	<b>Total general</b>

\* of contributions - the comparable percentages for 1996 and 1995 are } 77.72% & 56.31%  
des contributions - les pourcentages comparables pour 1996 et 1995 sont }

3. OUTSTANDING CONTRIBUTIONS RELATING TO THE REGULAR BUDGETS OF YEARS PRIOR TO 1997 FOR WHICH THE WORLD HEALTH ASSEMBLY AUTHORIZED SPECIAL ARRANGEMENTS

3. CONTRIBUTIONS DUES AU TITRE DU BUDGET REGULIER D'EXERCICES ANTERIEURS A 1997 POUR LESQUELLES L'ASSEMBLEE MONDIALE DE LA SANTE A AUTORISE DES ARRANGEMENTS SPECIAUX

Members and Associate Members	Year in which instalments are payable Année au cours de laquelle les acomptes sont dus	Outstanding instalments payable in respect of consolidated arrears of contributions as of 1.1.1997 Acomptes restant à verser au titre des contributions arriérées consolidées au 1.1.1997 (US\$)	Payments received in 1997 Versements reçus en 1997 (US\$)	Balance of instalments payable Solde des acomptes à verser (US\$)	Membres et Membres associés
BOSNIA AND HERZEGOVINA arrangements in accordance with resolution WHA50.22	1997 1998/2001	107,200 428,795	- -	107,200 428,795	BOSNIE-HERZEGOVINE arrangements conformément à la résolution WHA50.22
<b>Total</b>		<b>535,995</b>	<b>-</b>	<b>535,995</b>	<b>Total</b>
BELARUS arrangements in accordance with resolution WHA45.23	1997 1998/2006	90,837 817,524	- -	90,837 817,524	BELARUS arrangements conformément à la résolution WHA45.23
<b>Total</b>		<b>908,361</b>	<b>-</b>	<b>908,361</b>	<b>Total</b>
CHAD arrangements in accordance with resolution WHA37.6	1990 1991 1992 1993 1994	11,177 11,177 11,177 11,177 11,177	11,177 11,177 - - -	- - 11,177 11,177 11,177	TCHAD arrangements conformément à la résolution WHA37.6
<b>Total</b>		<b>55,885</b>	<b>22,354</b>	<b>33,531</b>	<b>Total</b>
CUBA arrangements in accordance with resolution WHA50.30	1997 1998/2002	125,000 1,139,468	125,000 -	- 1,139,468	CUBA arrangements conformément à la résolution WHA50.30
<b>Total</b>		<b>1,264,468</b>	<b>125,000</b>	<b>1,139,468</b>	<b>Total</b>
DOMINICAN REPUBLIC arrangements in accordance with resolution WHA33.7	1986 1987 1988 1989	22,686 25,683 25,683 25,682	22,686 183 - -	- 25,500 25,683 25,682	REPUBLIQUE DOMINICAINE arrangements conformément à la résolution WHA33.7
<b>Total</b>		<b>99,734</b>	<b>22,869</b>	<b>76,865</b>	<b>Total</b>
ROMANIA arrangements in accordance with resolution WHA39.16	1995 1996	43,400 222,958	43,400 179,558	- 43,400	ROUMANIE arrangements conformément à la résolution WHA39.16
<b>Total</b>		<b>266,358</b>	<b>222,958</b>	<b>43,400</b>	<b>Total</b>
UKRAINE arrangements in accordance with resolution WHA45.23	1997 1998/2006	342,853 3,085,632	- -	342,853 3,085,632	UKRAINE arrangements conformément à la résolution WHA45.23
<b>Total</b>		<b>3,428,485</b>	<b>-</b>	<b>3,428,485</b>	<b>Total</b>
<b>Grand total</b>		<b>6,559,286</b>	<b>393,181</b>	<b>6,166,105</b>	<b>Total général</b>

4. OTHER OUTSTANDING CONTRIBUTIONS RELATING TO:  
 A) REGULAR BUDGETS OF YEARS PRIOR TO 1997, AND  
 B) UNBUDGETED ASSESSMENTS

4. AUTRES SOMMES DUES AU TITRE  
 A) DES CONTRIBUTIONS AU BUDGET REGULIER D'EXERCICES ANTERIEURS A 1997, ET  
 B) DES CONTRIBUTIONS NON INSCRITES AU BUDGET

Members and Associate Members	Unpaid arrears Arriéres Impayés	Cash receipts & credits Given Recettes et crédits bonifiés (US\$)	Balances due - Sommes restant dues							Membres et Membres associés	
			1991	1992	1993	1994	1995	1996	Total		
			(US\$)	(US\$)	(US\$)	(US\$)	(US\$)	(US\$)	(US\$)		
AFGHANISTAN . . . . .	122,576		61,570							122,576	AFGHANISTAN
ANTIGUA AND BARBUDA . . . . .	256,724		1,213,500							1,470,224	ANTIGUA AND BARBUDA
ARGENTINA . . . . .	1,434,867									1,434,867	ARGENTINA
ARMENIA . . . . .	1,976,320		178,400							2,154,720	ARMENIA
AUSTRIA . . . . .	317,185		317,185							634,370	AUSTRIA
AZERBAIJAN . . . . .	3,168,270		93,940							3,262,210	AZERBAIJAN
BEARUS . . . . .	520,935									520,935	BEARUS
BOLIVIA . . . . .	6,614,880									6,614,880	BOLIVIA
BRAZIL . . . . .	652,335									652,335	BRAZIL
BULGARIA . . . . .	117,950									117,950	BULGARIA
BURUNDI . . . . .	107,454									107,454	BURUNDI
CAMBODIA . . . . .	41,045									41,045	CAMBODIA
CAMEROON . . . . .	69,030									69,030	CAMEROON
CHAD . . . . .	11,080									11,080	CHAD
CENTRAL AFRICAN REPUBLIC . . . . .	233,944									233,944	CENTRAL AFRICAN REPUBLIC
CHILE . . . . .	300,000									300,000	CHILE
COMBOS . . . . .	366,023									366,023	COMBOS
CONGO . . . . .	668,670									668,670	CONGO
COTE D'IVOIRE . . . . .	13,608									13,608	COTE D'IVOIRE
CRATIE . . . . .	514,850									514,850	CRATIE
DJIBOUTI . . . . .	92,222									92,222	DJIBOUTI
DOMINIC REPUBLIC . . . . .	824,435									824,435	DOMINIC REPUBLIC
DOMINICAN REPUBLIC . . . . .	328,941									328,941	DOMINICAN REPUBLIC
ECUADOR . . . . .	297,139									297,139	ECUADOR
EQUATORIAL GUINEA . . . . .	368,137									368,137	EQUATORIAL GUINEA
ESTONIA . . . . .	196,059									196,059	ESTONIA
GABON . . . . .	69,095									69,095	GABON
GAMBIA . . . . .	3,522,419									3,522,419	GAMBIA
GHANA . . . . .	183,285									183,285	GHANA
GUATEMALA . . . . .	72,060									72,060	GUATEMALA
GUINEA . . . . .	193,519									193,519	GUINEA
GUINEA-BISSAU . . . . .	102,665									102,665	GUINEA-BISSAU
HAITI . . . . .	3,572,261									3,572,261	HAITI
HONDURAS . . . . .	2,928,337									2,928,337	HONDURAS
IRAN (ISLAMIC REPUBLIC OF) . . . . .	10,474									10,474	IRAN (ISLAMIC REPUBLIC OF)
ITALY . . . . .	4,511,640									4,511,640	ITALY
JAMAICA . . . . .	912,810									912,810	JAMAICA
KAZAKHSTAN . . . . .	1,959,155									1,959,155	KAZAKHSTAN
KYRGYZSTAN . . . . .	316,567									316,567	KYRGYZSTAN
LATVIA . . . . .	1,956,801									1,956,801	LATVIA
LIBERIA . . . . .	1,222,920									1,222,920	LIBERIA
LIBYAN ARAB JAMAIRIYA . . . . .	67,839									67,839	LIBYAN ARAB JAMAIRIYA
LITHUANIA . . . . .	41,040									41,040	LITHUANIA
LUXEMBOURG . . . . .	126,150									126,150	LUXEMBOURG
MADAGASCAR . . . . .	1,269,603									1,269,603	MADAGASCAR
MAURITANIA . . . . .	41,060									41,060	MAURITANIA
MEXICO . . . . .	41,060									41,060	MEXICO
MICRONESIA (FEDERATED STATES OF) . . . . .	159,946									159,946	MICRONESIA (FEDERATED STATES OF)
NAURU . . . . .	41,060									41,060	NAURU
NICARAGUA . . . . .	159,946									159,946	NICARAGUA
NIGER . . . . .	41,060									41,060	NIGER



5. CONTRIBUTIONS FOR YEAR 1998 RECEIVED IN ADVANCE

5. CONTRIBUTIONS POUR L'ANNEE 1998 RECUES EN AVANCE

Members and Associate Members	Assessments Sommes fixées (US\$)	Cash receipts and credits given Encaissements et crédits bonifiés (US\$)	Balances due Sommes restant à payer (US\$)	Membres et Membres associés
ANGOLA . . . . .	41,790	18,430	23,360	ANGOLA
BANGLADESH . . . . .	40,820	1,540	39,280	BANGLADESH
BHUTAN . . . . .	40,855	40,855	-	BHOUTAN
CANADA . . . . .	12,483,795	12,483,795	-	CANADA
COLOMBIA . . . . .	407,405	5,323	402,082	COLOMBIE
COOK ISLANDS . . . . .	41,345	510	40,835	ILES COOK
COSTA RICA . . . . .	41,530	41,530	-	COSTA RICA
DEMOCRATIC PEOPLE'S REP. OF KOREA . . . . .	204,070	153,943	50,127	REP. POPULAIRE DEM. DE COREE
EL SALVADOR . . . . .	41,470	510	40,960	EL SALVADOR
FINLAND . . . . .	2,494,615	24,125	2,470,490	FINLANDE
FRANCE . . . . .	27,027,625	328,120	26,699,505	FRANCE
INDONESIA . . . . .	570,305	6,680	563,625	INDONESIE
JAMAICA . . . . .	41,400	574	40,826	JAMAIQUE
KIRIBATI . . . . .	40,890	40,890	-	KIRIBATI
KUWAIT . . . . .	773,260	12,330	760,930	KOUEIT
MALTA . . . . .	40,835	510	40,325	MALTE
MAURITIUS . . . . .	40,810	40,810	-	MAURICE
MONACO . . . . .	40,860	510	40,350	MONACO
NEW ZEALAND . . . . .	938,490	938,490	-	NOUVELLE-ZELANDE
PAKISTAN . . . . .	249,975	10,201	239,774	PAKISTAN
PHILIPPINES . . . . .	245,255	450	244,805	PHILIPPINES
RWANDA . . . . .	41,860	41,570	290	RWANDA
SAINT LUCIA . . . . .	40,810	510	40,300	SAINTE-LUCIE
SAMOA . . . . .	40,945	37,543	3,402	SAMOA
SENEGAL . . . . .	41,345	2,713	38,632	SENEGAL
SLOVAKIA . . . . .	324,630	324,630	-	SLOVAQUIE
SOUTH AFRICA . . . . .	1,259,630	1,244,227	15,403	AFRIQUE DU SUD
SWEDEN . . . . .	4,944,560	4,944,560	-	SUEDE
THE FORMER YUGOSLAV REP OF MACEDONIA . . . . .	40,940	29,306	11,634	EX-REP. YUGOSLAVE DE MACEDOINE
TONGA . . . . .	40,815	40,815	-	TONGA
TUNISIA . . . . .	123,530	8,305	115,225	TUNISIE
<b>Total in respect of above Members</b>	<b>52,746,465</b>	<b>20,824,305</b>	<b>31,922,160</b>	<b>Total concernant les Membres ci-dessus</b>