

WHO Member State briefing

Covid-19 Vaccine Delivery Partnership

03 February, 2022

Context on global Covid-19 vaccine implementation

Supply has seen a strong uptake in Q4 2021 / Q1 2022

- **COVAX has shipped more than 1 billion doses to 144 participants** – a total of 1,063 million doses shipped

Vaccine administration has surged – globally...

- **Vaccination rates have been improving**, including in countries with low coverage
- **3.1 billion vaccine doses** have been administered across AMC participants alone

... but not equally - many countries are still off-track global vaccination targets

- **34 countries below 10% coverage** and off track to meet 70% coverage target*
- **50 countries below 20% coverage** and off track to meet 70% coverage target by June 30 2022*
- More broadly, **85 countries out of 194 still have vaccination coverage below 40%***

* data as of 13 Jan 2022

The Delivery Partnership builds on key principles and functions agreed upon with partners during the Delivery Retreat on January 12-14

Key principles of the Delivery Partnership

1. **National ownership** and centrality of countries
2. **One plan, one country team, one budget**
3. **One country support team**
4. **Key metrics to track progress**, tracked by the Partnership and widely disseminated
5. **Agreed master list of 34 countries for concerted support with 8 support countries for immediate support**

Support functions of the Delivery Partnership

Three main levers for the Partnership:



Political Engagement



Delivery Funding



Specialized TA and surge support

Support functions to activate the three levers:

- Coordinated Country Support
- Data, Metrics and Monitoring
- Demand Planning
- Toolbox/Guidance
- Partnership Engagement
- Communications

One Team, led by the government and including all relevant stakeholders, will be at the centre and be supported

One Team

One Team of in-country partners at the centre of all national, regional and global-level planning and support activities

One Plan

One joint operational plan, incl. vaccine implementation bottlenecks and areas for support

One Budget

One joint view of funding availability and funding needs to support vaccine implementation



One Team: one government-led country team with all relevant stakeholders

- **Highest-level government entity in charge of Covid-19 vaccination** (e.g. Office of the Prime Minister, Presidential Task Force, Ministry of Health)
- **Ministry of Finance**
- **Expanded Programme for Immunization (EPI)** / entity in charge of operational planning
- **Key in-country partners:**
 - Civil Society representation
 - UNICEF and WHO country offices
 - World Bank country offices
 - Implementing partners, bilateral representation, UN RCs, etc.) +
 - Gavi Senior Country Managers and dedicated focal points (e.g. ACDC)

One Support Team, will provide funding, technical assistance and political advocacy in a coordinated manner

One Support Team

One Support Team with Delivery Partnership serving to trouble-shoot, accelerate and address bottlenecks



One Support Team: all regional and global partners engage with countries in a tightly coordinated and integrated way

Team composed of

- **WHO and UNICEF Regional offices**
- **Africa CDC**, for African countries
- **World Bank**
- **Gavi, WHO and UNICEF HQ**
- **Humanitarian Agencies and NGOs**
- **Relevant implementing partners**

What's in it for the country...

What we want to achieve

- Country focus at center of all engagement, from vaccine procurement to delivery support
- Country able to access technical and funding support in an easy and unbureaucratic manner
- Country benefiting from targeted, coordinated and support and credible incentives from the international community, allowing them to overcome political bottlenecks
- Country leadership and the One Team at the country level is enabled and supported

What we want to avoid

- High transaction costs for countries and partners by having multiple, insufficiently streamlined engagement lines
- Duplication of funding and technical assistance
- Lack of clarity on country's priorities, bottlenecks and funding gaps
- Slow administrative processes and high overhead costs to support countries

Country List for Concerted Support

Below or equal to 10% coverage and off-track to reach 70% by June 2022

#	Country	Current coverage status*	Existing joint partnership engagement at regional level
1	Afghanistan	10%	✓
2	Burkina Faso	3%	✓
3	Burundi	<1%	✓
4	Cameroon	2%	✓
5	CAR	10%	✓
6	Chad	1%	✓
7	Congo (Dem. Rep.)	<1%	✓
8	Cote d'Ivoire	8%	✓
9	Djibouti	7%	✓
10	Ethiopia	4%	✓
11	Gabon**	10%	
12	Gambia	10%	
13	Ghana	8%	✓
14	Guinea	8%	
15	Guinea-Bissau	1%	✓
16	Haiti	1%	✓
17	Kenya	8%	✓

#	Country	Current coverage status*	Existing joint partnership engagement at regional level
18	Madagascar	3%	✓
19	Malawi	4%	
20	Mali	3%	✓
21	Niger	4%	
22	Nigeria	2%	✓
23	PNG	2%	✓
24	Senegal	6%	✓
25	Sierra Leone	5%	✓
26	Solomon Islands	9%	
27	Somalia	5%	✓
28	South Sudan	2%	✓
29	Sudan	3%	✓
30	Syria Arab Republic	5%	✓
31	Tanzania	2%	✓
32	Uganda	3%	✓
33	Yemen	1%	✓
34	Zambia	4%	✓

Reviewed quarterly

Regular monitoring of progress against key implementation indicators, including risk groups


We agreed upon 8 countries to immediately focus on

Partner consensus on the four criteria to define narrow list of 8 countries to immediately focus on

1. Existing joint partner engagement
2. Large populations
3. Magnitude of expiry risk
4. Opportunity for political momentum

Countries will be rotated from list of 34

Agreement on:


 Afghanistan


 DR Congo


 Ethiopia

 Ghana

 Kenya

 Nigeria

 Sierra Leone

 Sudan

Key monitoring metrics and scorecards aligned across all core partners*

Weekly tracking of key indicators across all 34 countries agreed upon for concerted support

Participant	Latest reporting date	Courses secured (% tot. pop.)	Courses received (% tot. pop.)	Courses admin. (% of tot. pop. fully vx.)	Courses received used (% tot. received)	Supply constraint estimated*	4-wk av. daily vx rate (% pop. / day)	4-wk av. daily vx rate trend (past month)	Max. 4-wk av. daily vx rate (% pop. / day)	Country cov. target (% tot. pop.)	Country cov. target status	WHO 70% target status
Afghanistan	13/01/2022	68%	22%	10%	56%		0.04%	Stable	0.13		Not captured	Off track
Burkina Faso	13/01/2022	63%	15%	4%	38%		0.10%	Upward	0.11	40%	Deadline past	Off track
Burundi	13/01/2022	64%	5%	0%	11%		0.00%	Stable	0.00	40%	Deadline past	Off track
Cameroon	14/01/2022	72%	7%	2%	54%	●	0.01%	Downward	0.06	40%	On track	Off track
CAR	06/01/2022	63%	26%	10%	49%		0.08%	Upward	0.17	40%	Deadline past	Off track
Chad	11/01/2022	62%	7%	1%	34%		0.02%	Upward	0.02	40%	Deadline past	Off track
Côte d'Ivoire	31/12/2021	75%	39%	8%	57%		0.36%	Upward	0.36	40%	Deadline past	Off track
Djibouti	11/01/2022	56%	38%	8%	35%		0.05%	Downward	0.16		Not captured	Off track
DR Congo	13/01/2022	92%	5%	0%	16%		0.00%	Upward	0.01	45%	On track	Off track
Ethiopia	13/01/2022	55%	16%	4%	55%		0.01%	Downward	0.17	43%	On track	Off track
Gabon	08/01/2022	71%	35%	10%	49%		0.17%	Stable	0.27	70%	Deadline past	Off track
Gambia	28/12/2021	73%	16%	10%	74%		0.02%	Upward	0.24	60%	Deadline past	Off track
Ghana	13/01/2022	99%	53%	9%	47%		0.37%	Upward	0.61	70%	Deadline past	Off track
Guinea	12/01/2022	79%	25%	10%	73%		0.22%	Upward	0.22	40%	Deadline past	Off track
Guinea-Bissau	12/01/2022	88%	34%	1%	56%		0.02%	Downward	0.42	40%	Deadline past	Off track
Haiti	07/01/2022	51%	3%	1%	45%		0.00%	Downward	0.02		Not captured	Off track
Kenya	11/01/2022	71%	32%	9%	50%		0.15%	Stable	0.18	20%	Deadline past	Off track
Madagascar	05/01/2022	52%	10%	3%	34%		0.03%	Stable	0.03	40%	Deadline past	Off track
Malawi	29/12/2021	52%	13%	4%	59%		0.06%	Upward	0.07	60%	On track	Off track
Mali	12/01/2022	62%	8%	3%	63%	●	0.06%	Stable	0.09	20%	No timeline	Off track
Niger	12/01/2022	73%	11%	4%	56%		0.06%	Stable	0.10	40%	Deadline past	Off track
Nigeria	14/01/2022	71%	16%	2%	43%		0.09%	Upward	0.09	70%	On track	Off track
Papua New Guinea	12/01/2022	52%	9%	3%	46%		0.00%	Downward	0.05		Not captured	Off track
Senegal	03/12/2021	81%	20%	6%	47%		0.01%	Stable	0.13	20%	Deadline past	Off track
Sierra Leone	11/01/2022	61%	21%	5%	49%		0.00%	Downward	0.20	20%	Deadline past	Off track
Solomon Islands	01/01/2022	70%	34%	10%	64%		0.14%	Downward	0.24		Not captured	Off track
Somalia	26/12/2021	65%	28%	5%	36%		0.07%	Downward	0.12	20%	Deadline past	Off track
South Sudan	09/01/2022	62%	8%	2%	39%		0.01%	Downward	0.03	20%	No timeline	Off track
Sudan	10/01/2022	74%	12%	3%	59%		0.03%	Upward	0.10		Not captured	Off track
Syria	03/01/2022	65%	19%	5%	59%		0.29%	Upward	0.29		Not captured	Off track
Tanzania	28/12/2021	42%	7%	2%	44%		0.05%	Upward	0.05	60%	No timeline	Off track
Uganda	10/01/2022	75%	50%	4%	46%		0.29%	Stable	0.40	20%	No timeline	Off track
Yemen	02/12/2021	61%	5%	1%	46%		0.02%	Stable	0.03		Not captured	Off track
Zambia	18/11/2021	66%	21%	4%	30%		0.03%	Stable	0.06	30%	Deadline past	Off track

*key monitoring metrics as aligned during / in the immediate follow-up of the Covid-19 Vaccine Delivery Retreat January 12-14, 2022; agreement reached across Africa CDC, Africa Vaccine Delivery Alliance (AVDA), UNICEF, WHO; World Bank

Targeted political engagement and technical assistance are key levers to progress COVID-19 vaccination in countries for concerted support



Targeted political engagement



Technical assistance



Funding

Issue

Multiple country deep dives have surfaced **need for support for high-level advocacy**; countries incl.:



Haiti



DRC



Nigeria



South Sudan

... others

Multiple **parallel country missions highlighting similar TA gaps, but lack of coordinated follow-through**

Multiple funding streams, with different scopes, disbursement speeds and application processes – adding complexity to countries funding landscape

Challenges in identifying actual funding gaps of countries

Objective of the Delivery Partnership

Work with country leadership and coordinate with partners for targeted political advocacy and engagement, when need is identified by One Team and One Support Team

Coordinate across partners providing technical assistance to countries, avoiding multiple organizations sending technical assistance independently
Support demand planning

Drive **coordination across funding sources** and support countries **identifying their delivery funding gaps and quickly accessing the financing support needed**