

# International Nonproprietary Names for Pharmaceutical Substances (INN)

---

## RECOMMENDED International Nonproprietary Names (Rec. INN): List 42

Notice is hereby given that, in accordance with paragraph 7 of the Procedure for the Selection of Recommended International Nonproprietary Names for Pharmaceutical Substances [*Off. Rec. Wld Health Org.*, 1955, **60**, 3 (Resolution EB15.R7); 1969, **173**, 10 (Resolution EB43.R9)], the following names are selected as Recommended International Nonproprietary Names. The inclusion of a name in the lists of Recommended International Nonproprietary Names does not imply any recommendation of the use of the substance in medicine or pharmacy.

Lists of Proposed (1–73) and Recommended (1–35) International Nonproprietary Names can be found in *Cumulative List No. 9, 1996*.

## Dénominations communes internationales des Substances pharmaceutiques (DCI)

---

## Dénominations communes internationales RECOMMANDÉES (DCI Rec): Liste 42

Il est notifié que, conformément aux dispositions du paragraphe 7 de la Procédure à suivre en vue du choix de Dénominations communes internationales recommandées pour les Substances pharmaceutiques [*Actes off. Org. mond. Santé*, 1955, **60**, 3 (résolution EB15.R7); 1969, **173**, 10 (résolution EB43.R9)] les dénominations ci-dessous sont choisies par l'Organisation mondiale de la Santé en tant que dénominations communes internationales recommandées. L'inclusion d'une dénomination dans les listes de DCI recommandées n'implique aucune recommandation en vue de l'utilisation de la substance correspondante en médecine ou en pharmacie.

On trouvera d'autres listes de Dénominations communes internationales proposées (1–73) et recommandées (1–35) dans la *Liste récapitulative No. 9, 1996*.

## Denominaciones Comunes Internacionales para las Sustancias Farmacéuticas (DCI)

---

## Denominaciones Comunes Internacionales RECOMENDADAS (DCI Rec.): Lista 42

De conformidad con lo que dispone el párrafo 7 del Procedimiento de Selección de Denominaciones Comunes Internacionales Recomendadas para las Sustancias Farmacéuticas [*Act. Of. Mund. Salud*, 1955, **60**, 3 (Resolución EB15.R7); 1969, **173**, 10 (Resolución EB43.R9)], se comunica por el presente anuncio que las denominaciones que a continuación se expresan han sido seleccionadas como Denominaciones Comunes Internacionales Recomendadas. La inclusión de una denominación en las listas de las Denominaciones Comunes Recomendadas no supone recomendación alguna en favor del empleo de la sustancia respectiva en medicina o en farmacia.

Las listas de Denominaciones Comunes Internacionales Propuestas (1–73) y Recomendadas (1–35) se encuentran reunidas en *Cumulative List No. 9, 1996*.

**Latin, English, French, Spanish:**

*Recommended INN*

*Chemical name or description; Molecular formula; Graphic formula*

*DCI Recommandée*

*Nom chimique ou description; Formule brute; Formule développée*

*DCI Recomendada*

*Nombre químico o descripción; Fórmula empírica; Fórmula desarrollada*

**abaperidonum**

abaperidone

7-[3-[4-(6-fluoro-1,2-benzisoxazol-3-yl)piperidino]propoxy]-3-(hydroxymethyl)-4H-1-benzopyran-4-one

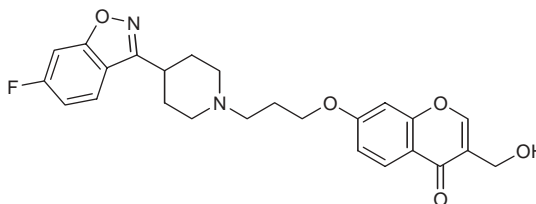
abapéridone

7-[3-[4-(6-fluoro-1,2-benzisoxazol-3-yl)pipéridin-1-yl]propoxy]-3-(hydroxyméthyl)-4H-chromén-4-one

abaperidona

7-[3-[4-(6-fluoro-1,2-benzisoxazol-3-il)piperidino]propoxil]-3-(hidroximetil)-4H-1-benzopirán-4-ona

C<sub>25</sub>H<sub>25</sub>FN<sub>2</sub>O<sub>5</sub>



**alitreinoinum**

alitreinoïn

(2*E*,4*E*,6*Z*,8*E*)-3,7-diméthyl-9-(2,6,6-triméthyl-1-cyclohexen-1-yl)-2,4,6,8-nona tétraénoïc acid

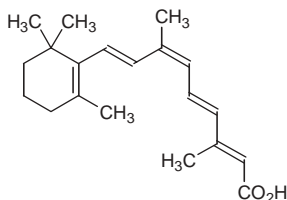
alitréinoïne

acide (2*E*,4*E*,6*Z*,8*E*)-3,7-diméthyl-9-(2,6,6-triméthylcyclohex-1-ényl)nona-2,4,6,8-tétraénoïque

alitreinoína

ácido (2*E*,4*E*,6*Z*,8*E*)-3,7-dimetil-9-(2,6,6-trimetil-1-ciclohexen-1-il)-2,4,6,8-nona tétraénoico

C<sub>20</sub>H<sub>28</sub>O<sub>2</sub>



**anecortavum**

anecortave

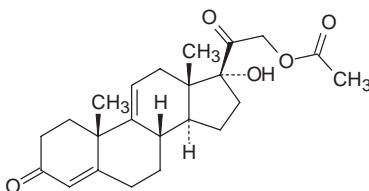
17,21-dihydroxypregna-4,9(11)-diene-3,20-dione 21-acetate

anécortave

21-acétate de 17-hydroxy-3,20-dioxopregna-4,9(11)-dién-21-yle

anecortava

21-acetato de 17-hidroxi-3,20-dioxopregna-4,9(11)-dien-21-ilo

C<sub>23</sub>H<sub>30</sub>O<sub>5</sub>**artemotilum**

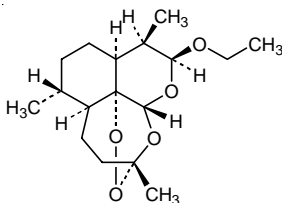
artemotil

(3*R*,5*aS*,6*R*,8*aS*,9*R*,10*S*,12*R*,12*aR*)-10-ethoxydecahydro-3,6,9-trimethyl-3,12-époxy-12*H*-pyrano[4,3-*β*]-1,2-benzodioxépin

artémotil

(3*R*,5*aS*,6*R*,8*aS*,9*R*,10*S*,12*R*,12*aR*)-10-éthoxy-3,6,9-triméthyldécacydro-3,12-époxy-pyrano[4,3-*β*]-1,2-benzodioxépine

artemotilo

(3*R*,5*aS*,6*R*,8*aS*,9*R*,10*S*,12*R*,12*aR*)-10-etoxideca-hidro-3,6,9-trimetil-3,12-époxi-12*H*-pirano[4,3-*β*]-1,2-benzodioxépinC<sub>17</sub>H<sub>28</sub>O<sub>5</sub>**arzoxifenum**

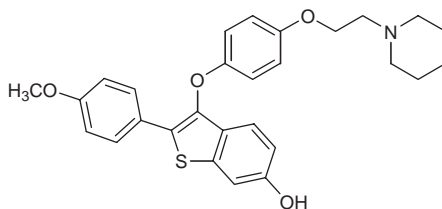
arzoxifene

2-(*p*-methoxyphenyl)-3-[*p*-(2-piperidinoethoxy)phenoxy]benzo[*b*]thiophene-6-ol

arzoxifène

2-(4-méthoxyphényl)-3-[4-[2-(pipéridin-1-yl)éthoxy]phénoxy]benzo[*b*]thiophén-6-ol

arzoxifeno

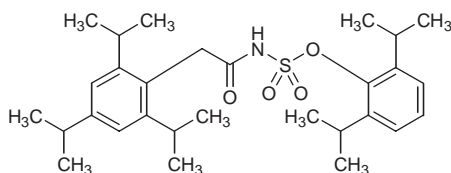
2-(*p*-metoxifenil)-3-[*p*-(2-piperidinoetoxi)fenoxi]benzo[*b*]tiofeno-6-olC<sub>28</sub>H<sub>29</sub>NO<sub>4</sub>S

**atorolimumabum**

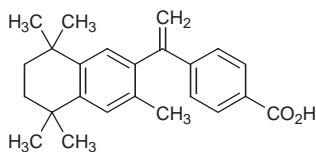
atorolimumab	immunoglobulin G3, anti-(human Rh(D) antigen) (human monoclonal clone P3x22914G4 $\gamma$ 3-chain), disulfide with human monoclonal P3x22914G4 $\kappa$ -chain, dimer
atorolimumab	immunoglobuline G3, anti-(antigène Rh(D) humain) (chaîne $\gamma$ 3 de l'anticorps monoclonal humain P3x22914G4), dimère du disulfure avec la chaîne $\kappa$ de l'anticorps monoclonal humain P3x22914G4
atorolimumab	immunoglobulina G3, anti-(antígeno Rh(D) humano) (cadena $\gamma$ 3 del clon monoclonal humano P3x22914G4), dímero del disulfuro con la cadena $\kappa$ del anticuerpo monoclonal humano P3x22914G4

**avasimibum**

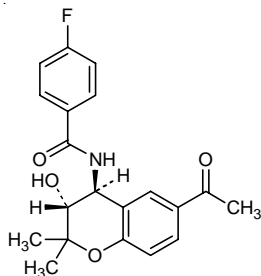
avasimibe	2,6-diisopropylphenyl[(2,4,6-triisopropylphenyl)acetyl]sulfamate
avasimibe	[[2,4,6-tris(1-méthyléthyl)phényl]acétyl]sulfamate de 2,6-bis-(1-méthyléthyl)phényle
avasimiba	[(2,4,6-triisopropilfenil)acetil]sulfamato de 2,6-diisopropilfenilo C <sub>29</sub> H <sub>43</sub> NO <sub>4</sub> S

**bexarotenum**

bexarotene	<i>p</i> -[1-(5,6,7,8-tetrahydro-3,5,5,8,8-pentamethyl-2-naphthyl)vinyl]benzoic acid
bexarotène	acide 4-[1-(3,5,5,8,8-pentaméthyl-5,6,7,8-tétrahydronaphtalén-2-yl)éthényl]=benzoïque
bexaroteno	ácido <i>p</i> -[1-(5,6,7,8-tetrahidro-3,5,5,8,8-pentametil-2-naftil)vinil]benzoico C <sub>24</sub> H <sub>28</sub> O <sub>2</sub>

**carabersatum**

carabersat	<i>N</i> -[(3 <i>R</i> ,4 <i>S</i> )-6-acetyl-3-hydroxy-2,2-dimethyl-4-chromanyl]- <i>p</i> -fluorobenzamide
carabersate	<i>N</i> -[(3 <i>R</i> ,4 <i>S</i> )-6-acétyl-3-hydroxy-2,2-diméthyl-3,4-dihydro-2 <i>H</i> -chromén-4-yl]-4-fluorobenzamide
carabersato	<i>N</i> -[(3 <i>R</i> ,4 <i>S</i> )-6-acetil-3-hidróxi-2,2-dimetil-4-cromaniil]- <i>p</i> -fluorobenzamida

C<sub>20</sub>H<sub>20</sub>FNO<sub>4</sub>**caspofunginum**

caspofungin

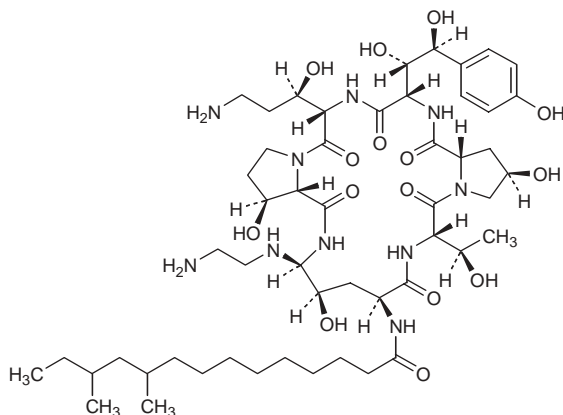
(4*R*,5*S*)-5-[(2-aminoethyl)amino]-*N*<sup>2</sup>-(10,12-dimethyltetradecanoyl)-4-hydroxy-L-ornithyl-L-threonyl-*trans*-4-hydroxy-L-prolyl-(*S*)-4-hydroxy-4-(*p*-hydroxyphenyl)-L-threonyl-*threo*-3-hydroxy-L-ornithyl-*trans*-3-hydroxy-L-proline cyclic (6→1)-peptide

caspofungine

*N*-[(2*R*,6*S*,9*S*,11*R*,12*S*,14*aS*,15*S*,20*S*,23*S*,25*aS*)-12-[(2-aminoéthyl)amino]-20-[(1*R*)-3-amino-1-hydroxypropyl]-23-[(1*S*,2*S*)-1,2-dihydroxy-2-(4-hydroxyphényl)éthyl]-2,11,15-trihydroxy-6-[(1*R*)-1-hydroxyéthyl]-5,8,14,19,22,25-hexaoxotétracosahydro-1*H*-dipyrrolo[2,1-*c*:2',1'-*l*]= [1,4,7,10,13,16]hexaazacyclohénicosén-9-yl]-10,12-diméthyltétradécamide

caspofungina

(4*R*,5*S*)-5-[(2-aminoetil)amino]-*N*<sup>2</sup>-(10,12-dimethyltetradecanoil)-4-hidroxi-L-ornitil-L-treonil-*trans*-4-hidroxi-L-prolil-(*S*)-4-hidroxi-4-(*p*-hidroxiifenil)-L-treonil-*threo*-3-hidroxi-L-ornitil-*trans*-3-hidroxi-L-prolina, péptido cíclico (6→1)

C<sub>52</sub>H<sub>88</sub>N<sub>10</sub>O<sub>15</sub>

**celecoxibum**

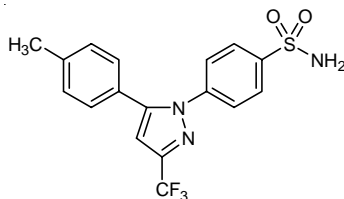
celecoxib

*p*-[5-*p*-tolyl-3-(trifluoromethyl)pyrazol-1-yl]benzenesulfonamide

célécoxib

4-[5-(4-méthylphényl)-3-(trifluorométhyl)-1*H*-pyrazol-1-yl]benzènesulfonamide

celecoxib

*p*-[5-*p*-tolil-3-(trifluorometil)pirazol-1-il]bencenosulfonamidáC<sub>17</sub>H<sub>14</sub>F<sub>3</sub>N<sub>3</sub>O<sub>2</sub>S**corifollitropinum alfa**

corifollitropin alfa

follicle-stimulating hormone (human  $\alpha$ -subunit reduced), complex with follicle-stimulating hormone (human  $\beta$ -subunit reduced) fusion protein with 118-145-chorionic gonadotropin (human  $\beta$ -subunit)

corifollitropine alfa

hormone folliculostimulante modifiée formée de deux sous-unités  $\alpha$  et  $\beta$  sous-unité  $\alpha$ : gonadotropine chorionique (partie protéique réduite de la sous-unité  $\alpha$  humaine) sous-unité  $\beta$ : hormone folliculostimulante (partie protéique réduite de la sous-unité  $\beta$  humaine)-112-139-gonadotropine chorionique (partie protéique réduite de la sous-unité  $\beta$  humaine)

corifolitropina alfa

Hormona estimulante del foliculo modificada, formada por dos subunidades  $\alpha$  y  $\beta$ : Subunidad  $\alpha$ : gonadotropina coriónica (fracción proteica reducida de la subunidad  $\alpha$  humana) Subunidad  $\beta$ : hormona estimulante del foliculo (fracción proteica reducida de la subunidad  $\beta$  humana)-112-139-gonadotropina coriónica (fracción proteica reducida de la subunidad  $\beta$  humana)

APDVQDCPEC	TLQENPFFSQ	PGAPILQCMG	CCFSRAYPTP
LRSKKTMLVQ	K <sup>*</sup> NVTSESTCC	VAKSYNRVTV	MGGFKVE <sup>*</sup> NHT
AHCSTCY <sup>*</sup> YH	K <sup>*</sup> S		
NSCELT <sup>*</sup> NITI	AIEKEECRFC	ISIN <sup>*</sup> TTWCAG	YCYTRDLVYK
DPARPKIQKT	CTFKELVYET	VRVPGCAHHA	DSL <sup>*</sup> YTPVAT
QCHCGKCDS <sup>*</sup> D	STDCTVRGLG	PSYCSFGEMK	ESS <sup>*</sup> SKAPP
SLPSP <sup>*</sup> RLPG	PSDTPILP <sup>*</sup> Q		

\* glycosylation sites

\* sites de glycosylation

\* posiciones de glicosilación

**darbufelonum**

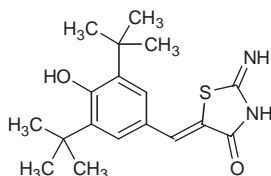
darbufelone

5-[(*Z*)-3,5-di-*tert*-butyl-4-hydroxybenzylidene]-2-imino-4-thiazolidinone

darbufélone

(*Z*)-5-[3,5-bis(1,1-diméthyléthyl)-4-hydroxybenzylidène]-2-iminothiazolidin-4-one

darbufelona

5-[(*Z*)-3,5-di-*terc*-butil-4-hidroxi-bencilideno]-2-imino-4-tiazolidinonaC<sub>18</sub>H<sub>24</sub>N<sub>2</sub>O<sub>2</sub>S**depreotidum**

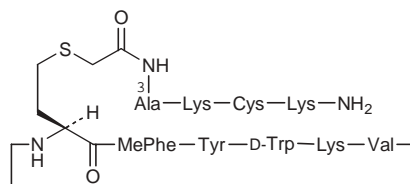
depreotide

cyclo(L-homocysteinyl-*N*-methyl-L-phenylalanyl-L-tyrosyl-D-tryptophyl-L-lysyl-L-valyl), (1→1')-sulfide with 3-(2-mercaptoacetamido)-L-alanyl-L-lysyl-L-cysteinyl-L-lysynamide

dépréotide

(1→1')-sulfure de cyclo[L-homocystéinyl-(*N*-méthyl-L-phénylalanyl)-L-tyrosyl-D-tryptophyl-L-lysyl-L-valyl] et de [3-[(sulfanylacétyl)amino]-L-alanyl]-L-lysyl-L-cystéinyl-L-lysynamide

depreotida

(1→1')-sulfuro de ciclo[L-homocisteinil-(*N*-metil-L-fenilalanil)-L-tirosil-D-triptofil-L-lisil-L-valil] y 3-(2-mercaptoacetamido)-L-alanil-L-lisil-L-cisteinil-L-lisnamidaC<sub>65</sub>H<sub>96</sub>N<sub>16</sub>O<sub>12</sub>S<sub>2</sub>**deracoxibum**

deracoxib

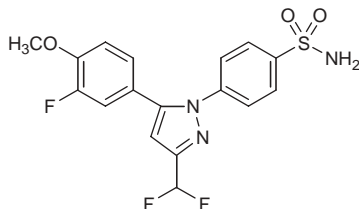
*p*-[3-(difluoromethyl)-5-(3-fluoro-4-methoxyphenyl)pyrazol-1-yl]benzenesulfonamide

déracoxib

4-[3-(difluorométhyl)-5-(3-fluoro-4-méthoxyphényl)-1-*H*-pyrazol-1-yl]benzènesulfonamide

deracoxib

*p*-[3-(difluorometil)-5-(3-fluoro-4-metoxifenil)pirazol-1-il]bencenosulfonamida

C<sub>17</sub>H<sub>14</sub>F<sub>3</sub>N<sub>3</sub>O<sub>3</sub>S**desloratadinum**

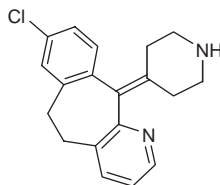
desloratadine

8-chloro-6,11-dihydro-11-(4-piperidylidene)-5*H*-benzo[5,6]cyclohepta-[1,2-*b*]pyridine

desloratadine

8-chloro-11-(pipéridin-4-ylidène)-6,11-dihydro-5*H*-benzo[5,6]cyclohepta-[1,2-*b*]pyridine

desloratadina

8-cloro-6,11-dihidro-11-(4-piperidilideno)-5*H*-benzo[5,6]ciclohepta-[1,2-*b*]piridinaC<sub>19</sub>H<sub>19</sub>ClN<sub>2</sub>**desmoteplasum**

desmoteplase

plasminogen activator (*Desmodus rotundus*, isoform  $\alpha$ 1 protein moiety reduced)

desmotéplase

activateur du plasminogène (*Desmodus rotundus*, isoforme  $\alpha$ 1, partie protéique réduite)

desmoteplasa

activador del plasminógeno (isoforma  $\alpha$ 1, fracción proteica reducida de *Desmodus rotundus*)**dexbudesonidum**

dexbudesonide

(R)-11 $\beta$ ,16 $\alpha$ ,17,21-tetrahydroxypregna-1,4-diene-3,20-dione 16,17-acetal with butyraldehyde

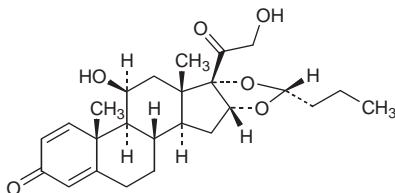
dexbudésouide

16 $\alpha$ ,17-[1(R)-butylidènebis(oxy)]-11 $\beta$ ,21dihydroxyprégna-1,4-diène-3,20-dione

dexbudesonida

16,17-acetal butiraldehídico de (R)-11 $\beta$ ,16 $\alpha$ ,17,21-tetrahidroxipregna-1,4-dieno-3,20-diona



C<sub>25</sub>H<sub>34</sub>O<sub>6</sub>**ecopipamum**

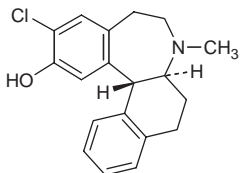
ecopipam

(-)-(6a*S*,13b*R*)-11-chloro-6,6a,7,8,9,13b-hexahydro-7-methyl-5*H*-benzo[*d*]naphtho[2,1-*b*]azepin-12-ol

écopipam

(-)-(6a*S*,13b*R*)-11-chloro-7-méthyl-6,6a,7,8,9,13b-hexahydro-5*H*-benzo[*d*]naphtho[2,1-*b*]azépin-12-ol

ecopipam

(-)-(6a*S*,13b*R*)-11-cloro-6,6a,7,8,9,13b-hexahidro-7-metil-5*H*-benzo[*d*]nafto[2,1-*b*]azepin-12-olC<sub>19</sub>H<sub>20</sub>ClNO**emtricitabinum**

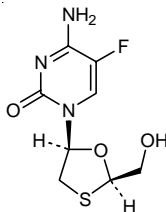
emtricitabine

5-fluoro-1-[(2*R*,5*S*)-2-(hydroxymethyl)-1,3-oxathiolan-5-yl]cytosine

emtricitabine

4-amino-5-fluoro-1-[(2*R*,5*S*)-2-(hydroxyméthyl)-1,3-oxathiolan-5-yl]pyrimidin-2(1*H*)-one

emtricitabina

5-fluoro-1-[(2*R*,5*S*)-2-(hidroximetil)-1,3-oxatiolan-5-il]citosinaC<sub>8</sub>H<sub>10</sub>FN<sub>3</sub>O<sub>3</sub>S

**enrasentanum**

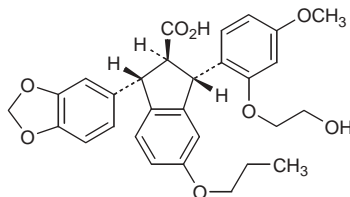
enrasentan

(1*S*,2*R*,3*S*)-3-[2-(2-hydroxyethoxy)-4-methoxyphenyl]-1-[3,4-(methylenedioxy)phenyl]-5-propoxy-2-indancarboxylic acid

enrasentan

acide (1*S*,2*R*,3*S*)-1-(1,3-benzodioxol-5-yl)-3-[2-(2-hydroxyéthoxy)-4-méthoxyphényl]-5-propoxy-2,3-dihydro-1*H*-indène-2-carboxylique

enrasentano

ácido (1*S*,2*R*,3*S*)-3-[2-(2-hidroxiétoxi)-4-metoxifenil]-1-[3,4-(metilenedioxi)fenil]-5-propoxi-2-indanocarboxílicoC<sub>29</sub>H<sub>30</sub>O<sub>8</sub>**eplivanserinum**

eplivanserin

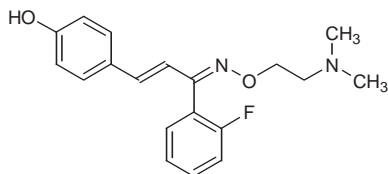
(E)-2'-fluoro-4-hydroxychalcone (Z)-O-[2-(dimethylamino)ethyl]oxime

éplivansérine

(E)-1-(2-fluorophényl)-3-(4-hydroxyphényl)prop-2-énone  
(Z)-O-[2-(diméthylamino)éthyl]oxime

eplivanserina

(Z)-O-[2-(dimetilamino)etil]oxima de la (E)-2'-fluoro-4-hidroxicalcona

C<sub>19</sub>H<sub>21</sub>FN<sub>2</sub>O<sub>2</sub>**ethylcellulosum**

ethylcellulose

cellulose ethyl ether

éthylcellulose

éther éthylique de cellulose

etilcelulosa

éter etílico de celulosa

**etilevodopum**

etilevodopa

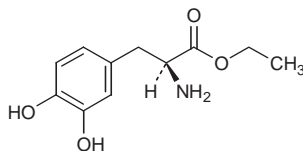
(-)-3,4-dihydroxy-L-phenylalanine, ethyl ester

étilevodopa

(-)-(2*S*)-2-amino-3-(3,4-dihydroxyphényl)propanoate d'éthyle

etilevodopa

éster etílico de (-)-3,4-dihidroxi-L-fenilalanina

$C_{11}H_{15}NO_4$ **exisulindum**

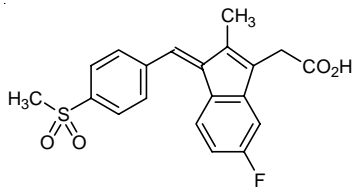
exisulind

5-fluoro-2-methyl-1-[(Z)-*p*-(methylsulfonyl)benzylidene]indene-3-acetic acid

exisulind

acide 2-[5-fluoro-2-méthyl-1-[(Z)-4-(méthylsulfonyl)benzylidène]-1*H*-indén-3-yl]acétique

exisulind

ácido 5-fluoro-2-metil-1-[(Z)-*p*-(metilsulfonil)encilideno]indeno-3-acético $C_{20}H_{17}FO_4S$ **fanapanelum**

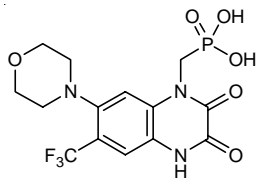
fanapanel

[[3,4-dihydro-7-morpholino-2,3-dioxo-6-(trifluoromethyl)-1(2*H*)-quinoxaliny]methyl]phosphonic acid

fanapanel

acide [[7-(morpholin-4-yl)-2,3-dioxo-6-(trifluorométhyl)-3,4-dihydroquinoxalin-1(2*H*)-yl]méthyl]phosphonique

fanapanel

ácido [[3,4-dihidro-7-morfolino-2,3-dioxo-6-(trifluorometil)-1(2*H*)-quinoxalini]metil]fosfónico $C_{14}H_{15}F_3N_3O_6P$ 

**galarubicinum**

galarubicin

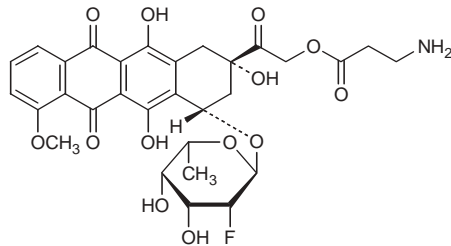
(8*S*,10*S*)-10-[(2,6-dideoxy-2-fluoro- $\alpha$ -L-talopyranosyl)oxy]-8-glycoloyl-7,8,9,10-tetrahydro-6,8,11-trihydroxy-1-methoxy-5,12-naphthacenedione 8<sup>2</sup>-ester with  $\beta$ -alanine

galarubicine

3-aminopropanoate de 2-[(2*S*,4*S*)-4-[(2-fluoro-2,6-didésoxy- $\alpha$ -L-talopyranosyl)oxy]-2,5,12-trihydroxy-7-méthoxy-6,11-dioxo-1,2,3,4,6,11-hexahydrotétracén-2-yl]-2-oxoéthyle

galarubicina

8*S*,10*S*-8-(3-aminopropanoiloxiacetil)-10-[(2,6-didesoxi-2-fluoro- $\alpha$ -L-talopiranosil)=oxil]-7,8,9,10-tetrahidro-6,8,11-trihidroxi-1-metoxi-5,12-naftacenediona

C<sub>30</sub>H<sub>32</sub>FNO<sub>13</sub>**gantofibanum**

gantofiban

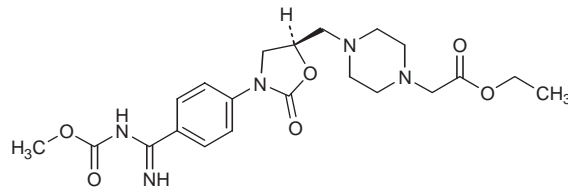
4-[[[(5*R*)-3-[*p*-(carboxyamidino)phenyl]-2-oxo-5-oxazolidinyl]methyl]-1-piperazineacetic acid, 1-ethyl methyl ester

gantofiban

2-[4-[[[(5*R*)-3-[4-[(méthoxycarbonyl)carbamidoyl]phényl]-2-oxooxazolidin-5-yl]méthyl]pipérazin-1-yl]acétate d'éthyle

gantofibán

4-[(5*R*)-3-[(4-metoxicarbonilaminoiminometil]fenil]-2-oxo-5-oxazolidinilmetil]-1-piperazinilacetato de etilo

C<sub>21</sub>H<sub>29</sub>N<sub>5</sub>O<sub>6</sub>**gimeracilum**

gimeracil

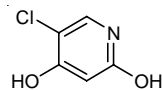
5-chloro-2,4-pyridinediol

giméracil

5-chloropyridine-2,4-diol

gimeracilo

5-cloro-2,4-piridinadiol

C<sub>5</sub>H<sub>4</sub>ClNO<sub>2</sub>

**hemoglobinum glutamerum**

hemoglobin glutamer	hemoglobin glutamer; the species specificity should be indicated in brackets behind the name, "(bovine)"; the average mass of the polymer is given as e.g., hemoglobin glutamer-250 for 250kD
hémoglobine glutamère	produit de la réaction du pentanedial avec l'hémoglobine; l'origine de l'hémoglobine doit être indiquée, "(bovine)"; la masse moléculaire moyenne doit être donnée, par exemple: hémoglobine glutamère-250 pour 250 kD
hemoglobina glutámero	hemoglobina polimerizada con glutaraldehído; debe indicarse entre paréntesis el origen del material, "(bovino)"; la masa del polímero medio se da como, por ej., hemoglobina glutámero-250 para 250kD

**hyetellosum**

hyetellose	cellulose 2-hydroxyethyl ether
hyétellose	éther 2-hydroxyéthylrique de cellulose
hietelosa	éter 2-hidroxietílico de celulosa

**hymetellosum**

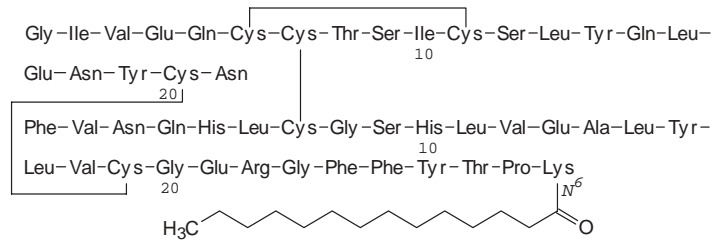
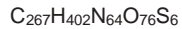
hymetellose	cellulose 2-hydroxyethyl methyl ether
hymétellose	éther 2-hydroxyéthylrique et méthylrique de cellulose
himetelosa	éter 2-hidroxílico metílico de celulosa

**hyprolosum**

hyprolose	cellulose 2-hydroxypropyl ether
hyprolose	éther 2-hydroxypropylrique de cellulose
hiprolosa	éter 2-hidroxipropílico de celulosa

**insulinum detemirum**

insulin detemir	29 <sup>B</sup> -(N <sup>6</sup> -myristoyl-L-lysine)-30 <sup>B</sup> -de-L-threonineinsulin (human)
insuline détémir	29 <sup>B</sup> -(N <sup>6</sup> -tétradécanoyl-L-lysine)-30 <sup>B</sup> -dès-L-thréonineinsuline humaine
insulina detemir	29 <sup>B</sup> -(N <sup>6</sup> -miristoil-L-lisina)-30 <sup>B</sup> -des-L-treoninainsulina (humana)

**leridistimum**

leridistim

14-L-alanine-50-L-aspartic acid-14-125-interleukin 3 (human reduced) fusion protein with peptide (synthetic) linked with 17-L-serinegranulocyte colony-stimulating factor (human reduced)

léridistim

protéine de fusion entre la [14-L-alanine-50-acide L-aspartique]-14-125-interleukine 3 (humaine, réduite) et le [17-L-sérine]facteur de stimulation des colonies de granulocytes (humain, réduit)

leridistim

proteína de fusión de la [14-L-alanina-50-ácido L-aspartico]-14-125-interleucina-3 (humana reducida) con el [17-L-serina]factor de estimulación de las colonias de granulocitos (humano reducido)



ANCSNMIDEI	ITHLKQPPLP	LLDFNNLNGE	DQDILMDNNL
RRPNLEAFNR	AVKSLQNASA	IESILKNLLP	CLPLATAAPT
RHPIHIKDGD	WNEFRRKLTf	YLKTLENAQA	QQYVEGGGGS
PGEPSGPIST	INSPPSKES	HKSPNMATPL	GPASSLPQSF
LLKSLEQVRK	IQGDGAALQE	KLCATYKLCH	PEELVLLGHS
LGIPWAPLSS	CPSQALQLAG	CLSQLHSGLF	LYQGLLQALE
GISPGLGPTL	DTLQLDVADF	ATTIWQQMEE	LGMAPALQPT
QGAMPAFASA	FQRRAGGVLV	ASHLQSFLEV	SYRVLRHQAQ

P

**leteprinum**

leteprinim

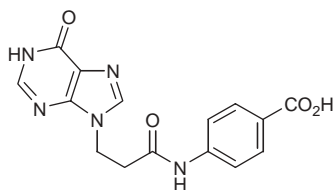
*p*-[3-(1,6-dihydro-6-oxo-9*H*-purin-9-yl)propionamido]benzoic acid

léteprinim

acide 4-[[3-(6-oxo-1,6-dihydro-9*H*-purin-9-yl)propanoyl]amino]benzoïque

leteprinim

ácido *p*-[3-(1,6-dihidro-6-oxo-9*H*-purin-9-il)propionamido]benzoico

C<sub>15</sub>H<sub>13</sub>N<sub>5</sub>O<sub>4</sub>**lopinavirum**

lopinavir

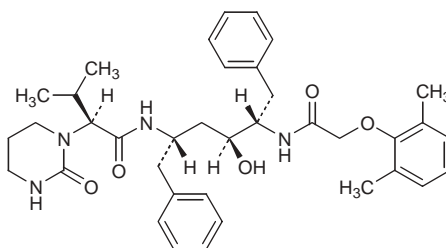
( $\alpha$ S)-tetrahydro-*N*-[( $\alpha$ S)- $\alpha$ -[(2S,3S)-2-hydroxy-4-phenyl-3-[2-(2,6-xylyloxy)=acetamido]butyl]phenethyl]- $\alpha$ -isopropyl-2-oxo-1(2*H*)-pyrimidineacetamide

lopinavir

(2S)-*N*-[(1S,3S,4S)-1-benzyl-4-[(2,6-diméthylphénoxy)acétyl]amino]-3-hydroxy-5-phénylpentyl]-3-méthyl-2-(2-oxotétrahydropyrimidin-1(2*H*)-yl)butanamide

lopinavir

( $\alpha$ S)-tetrahydro-*N*-[( $\alpha$ S)- $\alpha$ -[(2S,3S)-2-hidroxi-4-fenil-3-[2-(2,6-xililoxi)=acetamido]butil]fenetil]- $\alpha$ -isopropil-2-oxo-1(2*H*)-pirimidinacetamida

C<sub>37</sub>H<sub>48</sub>N<sub>4</sub>O<sub>5</sub>**lusupultidum**

lusupultide

glycyl-L-isoleucyl-L-prolyl-L-phenylalanyl-L-phenylalanyl-L-prolyl-L-valyl-L-histidyl-L-leucyl-L-lysyl-L-arginyl-L-leucyl-L-leucyl-L-isoleucyl-L-valyl-L-valyl-L-valyl-L-valyl-L-valyl-L-valyl-L-leucyl-L-isoleucyl-L-valyl-L-valyl-L-valyl-L-isoleucyl-L-valylglycyl-L-alanyl-L-leucyl-L-leucyl-L-isoleucylglycyl-L-leucine

lusupultide

glycyl-L-isoleucyl-L-prolyl-L-phénylalanyl-L-phénylalanyl-L-prolyl-L-valyl-L-histidyl-L-leucyl-L-lysyl-L-arginyl-L-leucyl-L-leucyl-L-isoleucyl-L-valyl-L-valyl-L-valyl-L-valyl-L-valyl-L-valyl-L-leucyl-L-isoleucyl-L-valyl-L-valyl-L-valyl-L-isoleucyl-L-valylglycyl-L-alanyl-L-leucyl-L-leucyl-L-isoleucylglycyl-L-leucine

lusupultida

glycil-L-isoleucil-L-proliil-L-fenilalanil-L-fenilalanil-L-proliil-L-valil-L-histidil-L-leucil-L-lisil-L-arginil-L-leucil-L-leucil-L-isoleucil-L-valil-L-valil-L-valil-L-valil-L-valil-L-valil-L-leucil-L-isoleucil-L-valil-L-valil-L-valil-L-isoleucil-L-valilglycil-L-alanil-L-leucil-L-leucil-L-isoleucilglycil-L-leucina

C<sub>182</sub>H<sub>310</sub>N<sub>40</sub>O<sub>35</sub>

Gly—Ile—Pro—Phe—Phe—Pro—Val—His—Leu—Lys—  
 Arg—Leu—Leu—Ile—Val—Val—Val—Val—Val—Val—  
 Leu—Ile—Val—Val—Val—Ile—Val—Gly—Ala—Leu—  
 Leu—Ile—Gly—Leu

**maribavirum**

maribavir

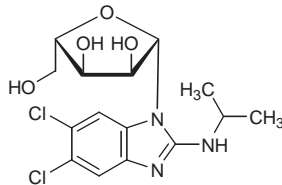
5,6-dichloro-2-(isopropylamino)-1-β-L-ribofuranosylbenzimidazole

maribavir

5,6-dichloro-*N*-(1-méthyléthyl)-1-(β-L-ribofuranosyl)-1*H*-benzimidazol-2-amine

maribavir

5,6-dichloro-2-(isopropilamino)-1-β-L-ribofuranosilbenzimidazol

C<sub>15</sub>H<sub>19</sub>Cl<sub>2</sub>N<sub>3</sub>O<sub>4</sub>**minopafantum**

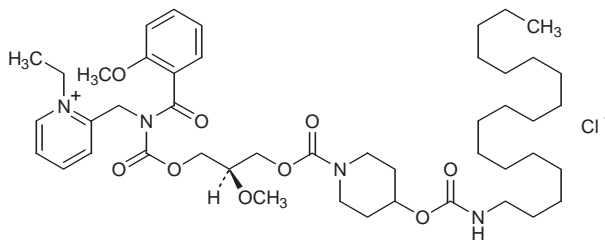
minopafant

(+) -1-ethyl-2-[[*N*-[[*(2R)*-2-methoxy-3-[[[4-octadecylcarbamoyl]oxy]piperidino]=carbonyl]oxy]propoxy]carbonyl]-*o*-anisamido]methyl]pyridinium chloride

minopafant

(+) -chlorure de 1-éthyl-2-[[[(2-méthoxybenzoyl)][[(*2R*)-2-méthoxy-3-[[[4-[(octadécylcarbamoyl)oxy]pipéridin-1-yl]carbonyl]oxy]propoxy]=carbonyl]amino]méthyl]pyridinium

minopafant

(+) -1-etil-2-[[*N*-[[*(2R)*-2-metoxi-3-[[[4-[(octadecilcarbamoi]oxi]piperidino]=carbonyl]oxy]propoxy]carbonyl]-*o*-anisamido]metil]piridinioC<sub>46</sub>H<sub>73</sub>ClN<sub>4</sub>O<sub>9</sub>

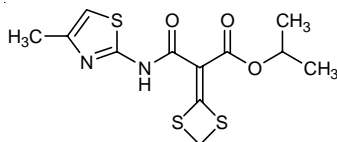


**minretumomabum**

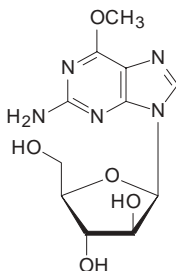
minretumomab	immunoglobulin G1 anti-(human tumor-associated glycoprotein 72) (mouse monoclonal Mab CC-49 $\gamma$ 1-chain), disulfide with mouse monoclonal Mab CC-49-chain, dimer
minrétumomab	immunoglobuline G1 anti-(glycoprotéine 72 humaine associée aux tumeurs) (chaîne $\gamma$ 1 de l'anticorps monoclonal de souris Mab CC-49), dimère du disulfure avec la chaîne $\kappa$ de l'anticorps monoclonal de souris Mab CC-49
minretumomab	Inmunoglobulina G1 anti-(glicoproteína 72 humana asociada a los tumores) (cadena $\gamma$ 1 del anticuerpo monoclonal de ratón Mab CC-49), dímero del disulfuro con la cadena $\kappa$ del anticuerpo monoclonal de ratón Mab CC-49

**mivotilatam**

mivotilate	isopropyl <i>N</i> -(4-methyl-2-thiazolyl)-1,3-dithietane- $\Delta^{2,\alpha}$ -malonamate
mivotilate	2-(1,3-dithiétan-2-ylidène)-3-[(4-méthylthiazol-2-yl)amino]-3-oxopropanoate de 1-méthyléthyle
mivotilato	<i>N</i> -(4-metil-2-tiazolil)-1,3-ditietano- $\Delta^{2,\alpha}$ -malonamato de isopropilo C <sub>12</sub> H <sub>14</sub> N <sub>2</sub> O <sub>3</sub> S <sub>3</sub>

**nelarabinum**

nelarabine	2-amino- $\beta$ -D-arabinofuranosyl-6-methoxy-9 <i>H</i> -purine
nélarabine	9-( $\beta$ -D-arabinofuranosyl)-6-méthoxy-9 <i>H</i> -purin-2-amine
nelarabina	2-amino- $\beta$ -D-arabinofuranosil-6-metoxi-9 <i>H</i> -purina C <sub>11</sub> H <sub>15</sub> N <sub>5</sub> O <sub>5</sub>



**nesiritidum**

nesiritide

L-seryl-L-prolyl-L-lysyl-L-methionyl-L-valyl-L-glutaminylglycyl-L-serylglycyl-L-cysteinyl-L-phenylalanylglycyl-L-arginyl-L-lysyl-L-methionyl-L-aspartyl-L-arginyl-L-isoleucyl-L-seryl-L-seryl-L-seryl-L-serylglycyl-L-leucylglycyl-L-cysteinyl-L-lysyl-L-valyl-L-leucyl-L-arginyl-L-arginyl-L-histidine cyclic (10→26)-disulfide

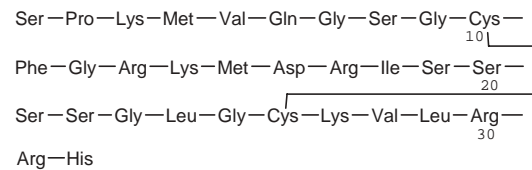
nésiritide

1,32-facteur natriurétique (cerveau humain, clone  $\lambda$ hBNP57)

nesiritida

(10→26)-disulfuro cíclico de L-seril-L-proliil-L-lisil-L-metionil-L-valil-L-glutaminilglicil-L-serilglicil-L-cisteinil-L-fenilalanilglicil-L-arginil-L-lisil-L-metionil-L-aspartil-L-arginil-L-isoleucil-L-seril-L-seril-L-seril-L-serilglicil-L-leucilglicil-L-cisteinil-L-lisil-L-valil-L-leucil-L-arginil-L-arginil-L-histidina

$C_{143}H_{244}N_{50}O_{42}S_4$

**olmesartanum**

olmesartan

2,3-dihydroxy-2-butenyl 4-(1-hydroxy-1-methylethyl)-2-propyl-1-[*p*-(*o*-1*H*-tetrazol-5-ylphenyl)benzyl]imidazole-5-carboxylate, cyclic 2,3-carbonate

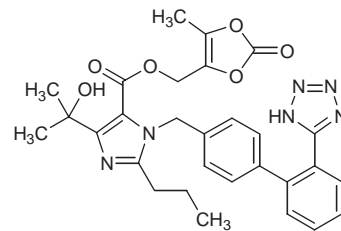
olmésartan

4-(1-hydroxy-1-méthyléthyl)-2-propyl-1-[4-[2-(1*H*-tétrazol-5-yl)phényl]benzyl]-1*H*-imidazole-5-carboxylate de (5-méthyl-2-oxo-1,3-dioxol-4-yl)méthyle

olmesartán

4-(1-hidroxi-1-metiletil)-2-propil-1-[[2'-(1*H*-tétrazol-5-il)-1,1'-bifenil-4-il]metil]-1*H*-imidazol-5-carboxilato de 5(metil-2-oxo-1,3-dioxolen-4-il)metilo

$C_{29}H_{30}N_6O_6$

**oseltamivirum**

oseltamivir

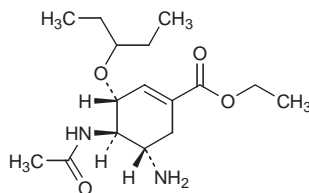
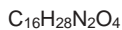
ethyl (3*R*,4*R*,5*S*)-4-acetamido-5-amino-3-(1-ethylpropoxy)-1-cyclohexene-1-carboxylate

oséltamivir

(3*R*,4*R*,5*S*)-4-(acétylamino)-5-amino-3-(1-éthylpropoxy)cyclohex-1-ène-1-carboxylate d'éthyle

oseltamivir

(3*R*,4*R*,5*S*)-4-acetamido-5-amino-3-(1-etilpropoxi)-1-ciclohexeno-1-carboxilato de etilo

**oteracilum**

oteracil

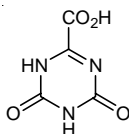
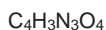
otéracil

oteracilo

1,4,5,6-tetrahydro-4,6-dioxo-s-triazine-2-carboxylic acid

acide 4,6-dioxo-1,4,5,6-tétrahydro-1,3,5-triazine-2-carboxylique

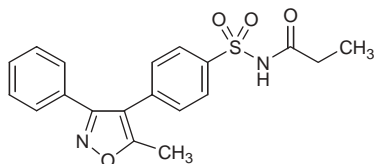
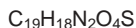
ácido 1,4,5,6-tetrahidro-4,6-dioxo-s-triazina-2-carboxílico

**parecoxibum**

parecoxib

parécoxib

parecoxib

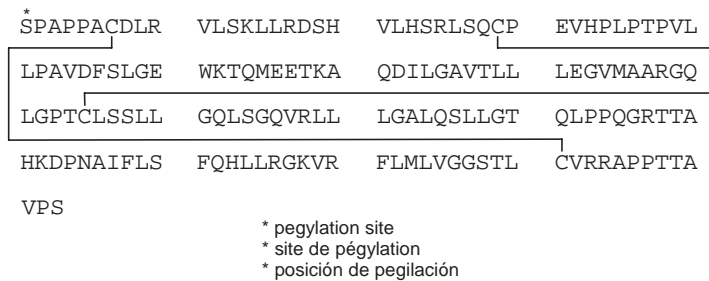
*N*-[[*p*-(5-methyl-3-phenyl-4-isoxazolyl)phenyl]sulfonyl]propionamide*N*-[[4-(5-méthyl-3-phénylisoxazol-4-yl)phényl]sulfonyl]propanamide*N*-[[*p*-(5-metil-3-fenil-4-isoxazolil)fenil]sulfonyl]propionamida**pegacaristimum**

pegacaristim

pégacaristim

pegacaristim

*N*-(3-hydroxypropyl)-1-163-megakaryocyte growth and development factor (human), monoether with polyethylene glycol monomethyl ether*N*-[3-[[méthylpoly(oxyéthylène)oxy]propyl]-1-163-facteur de croissance et de développement de mégakaryocyte (humain)]*N*-(3-hidroxipropil)-1-163-factor de desarrollo y crecimiento de megacariocitos (humano), monoéter con el éter monometílico de polietilenglicol

**peggartograstimum**

peggartograstim

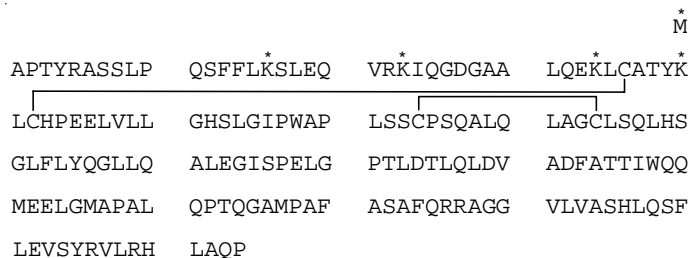
*N*-L-methionyl-1-L-alanine-3-L-threonine-4-L-tyrosine-5-L-arginine-17-L-serine colony-stimulating factor (human clone 1034), reaction product with succinic anhydride, esters with polyethylene glycol monomethyl ether

pégnartograstim

esters entre le produit de réaction du *N*-L-méthionyl-[1-L-alanine-3-L-thréonine-4-L-tyrosine-5-L-arginine-17-L-sérine] facteur de stimulation de colonie (clone humain 1034) avec l'anhydride succinique et le  $\alpha$ -méthyl- $\omega$ -hydroxypoly(oxyéthylène)

peggartograstim

ésteres con el éter monometílico de polietilenglicol del producto de reacción con anhidrido succínico del *N*-L-metionil-1-L-alanina-3-L-treonina-4-L-tirosina-5-L-arginina-17-L-serina-factor-estimulante de colonias (clon humano 1034)

**ponazurilum**

ponazuril

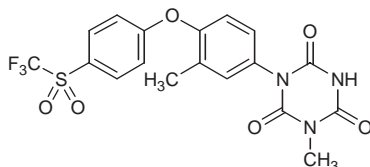
1-methyl-3-[4-[*p*-[(trifluoromethyl)sulfonyl]phenoxy]-*m*-tolyl]-s-triazine-2,4,6(1*H*,3*H*,5*H*)-trione

ponazuril

1-méthyl-3-[3-méthyl-4-[4-[(triflorométhyl)sulfonyl]phénoxy]phényl]-1,3,5-triazine-2,4,6(1*H*,3*H*,5*H*)-trione

ponazurilo

1-metil-3-[4-[*p*-[(trifluorometil)sulfonyl]fenoxi]-*m*-tolil]-s-triazina-2,4,6(1*H*,3*H*,5*H*)-triona

$C_{18}H_{14}F_3N_3O_6S$ **rofecoxibum**

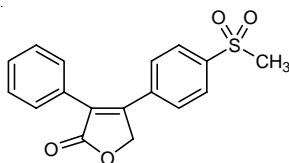
rofecoxib

4-[*p*-(methylsulfonyl)phenyl]-3-phenyl-2(5*H*)-furanone

rofécoxib

4-[4-(méthylsulfonyl)phényl]-3-phénylfuran-2(5*H*)-one

rofecoxib

4-[*p*-(metilsulfonyl)fenil]-3-fenil-2(5*H*)-furanona $C_{17}H_{14}O_4S$ **sarizotanum**

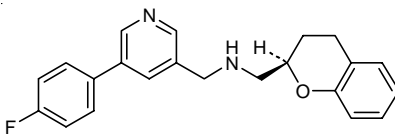
sarizotan

(-)-3-[[[(*R*)-2-chromanylmethyl]amino]methyl]-5-(*p*-fluorophenyl)pyridine

sarizotan

(-)-*N*[[[(2*R*)-3,4-dihydro-2*H*-chromén-2-yl]méthyl][5-(4-fluorophényl)pyridin-3-yl]méthanamine

sarizotán

(-)-3-[[[(*R*)-2-cromanilmetil]amino]metil]-5-(*p*-fluorofenil)piridina $C_{22}H_{21}FN_2O$ **satraplatinum**

satraplatin

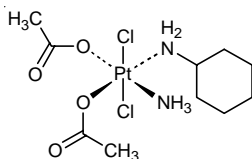
(OC-6-43)-bis(acetato)amminedichloro(cyclohexylamine)platinum

satraplatine

(OC-6-43)-bis(acétato)amminedichloro(cyclohexanamine)platine

satraplatino

(OC-6-43)-bis(acetato)aminadicloro(ciclohexilamina)platino

 $C_{10}H_{22}Cl_2N_2O_4Pt$ 

**semparatidum**

semparatide

L-alanyl-L-valyl-L-seryl-L- $\alpha$ -glutamyl-L-histidyl-L-glutamyl-L-leucyl-L-leucyl-L-histidyl-L- $\alpha$ -aspartyl-L-lysylglycyl-L-lysyl-L-seryl-L-isoleucyl-L-glutamyl-L- $\alpha$ -aspartyl-L-leucyl-L-arginyl-L-arginyl-L-arginyl-L- $\alpha$ -glutamyl-L-leucyl-L-leucyl-L- $\alpha$ -glutamyl-L-lysyl-L-leucyl-L-leucyl-L- $\alpha$ -glutamyl-L-lysyl-L-leucyl-L-histidyl-L-threonyl-L-alaninamide

semparatide

L-alanyl-L-valyl-L-seryl-L-glutamyl-L-histidyl-L-glutamyl-L-leucyl-L-leucyl-L-histidyl-L-aspartyl-L-lysylglycyl-L-lysyl-L-seryl-L-isoleucyl-L-glutamyl-L-aspartyl-L-leucyl-L-arginyl-L-arginyl-L-arginyl-L-glutamyl-L-leucyl-L-leucyl-L-glutamyl-L-lysyl-L-leucyl-L-leucyl-L-glutamyl-L-lysyl-L-leucyl-L-histidyl-L-threonyl-L-alaninamide

semparatida

L-alanyl-L-valyl-L-seril-L- $\alpha$ -glutamyl-L-histidil-L-glutaminil-L-leucil-L-leucil-L-histidil-L- $\alpha$ -aspartil-L-lisilglycil-L-lisil-L-seril-L-isoleucil-L-glutaminil-L- $\alpha$ -aspartil-L-leucil-L-arginil-L-arginil-L-arginil-L- $\alpha$ -glutamyl-L-leucil-L-leucil-L- $\alpha$ -glutamyl-L-lisil-L-leucil-L-leucil-L- $\alpha$ -glutamyl-L-lisil-L-leucil-L-histidil-L-treonil-L-alaninamida

 $C_{175}H_{300}N_{56}O_{51}$ 

Ala—Val—Ser—Glu—His—Gln—Leu—Leu—His—Asp—  
 Lys—Gly—Lys—Ser—Ile—Gln—Asp—Leu—Arg—Arg—  
 Arg—Glu—Leu—Leu—Glu—Lys—Leu—Leu—Glu—Lys—  
 Leu—His—Thr—Ala—NH<sub>2</sub>

**simeticonum**

simeticone

$\alpha$ -(trimethylsilyl)- $\omega$ -methylpoly[oxy(dimethylsilylene)], mixture with silicon dioxide

siméticone

mélange de  $\alpha$ -(triméthylsilyl)- $\omega$ -méthylpoly[oxy(diméthylsilylène)] et de dioxyde de silicium

simeticona

$\alpha$ -(trimetilsilil)- $\omega$ -metilpoli[oxi(dimetilsilileno)], mezcla con dióxido de silicio

**sitamaquinum**

sitamaquine

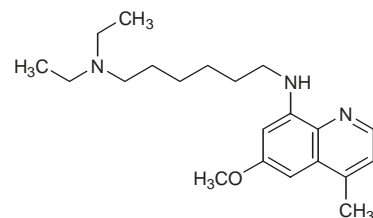
8-[[6-(diethylamino)hexyl]amino]-6-methoxy-4-methylquinoline

sitamaquine

*N,N*-diéthyl-*N*'-(6-méthoxy-4-méthylquinoléin-8-yl)hexane-1,6-diamine

sitamaquina

8-[[6-(diethylamino)hexil]amino]-6-metoxi-4-metilquinolina

 $C_{21}H_{33}N_3O$ 


**solimastatum**

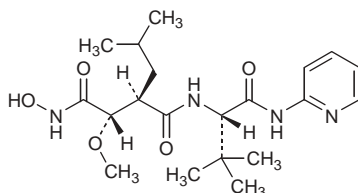
solimastat

(2*S*,3*R*)-3-[[[(1*S*)-2,2-diméthyl-1-(2-pyridylcarbamoil)propil]carbamoil]-2-méthoxy-5-méthylhexanohydroxamic acid

solimastat

(2*R*,3*S*)-*N*<sup>1</sup>-[[[(1*S*)-2,2-diméthyl-1-[(pyridin-2-yl)carbamoil]propil]-*N*<sup>4</sup>-hydroxy-3-méthoxy-2-(2-méthylpropyl)butanediamide

solimastat

ácido (2*S*,3*R*)-3-[[[(1*S*)-2,2-dimetil-1-(2-piridilcarbamoil)propil]carbamoil]-2-metoxi-5-metilhexanohidroxiámicoC<sub>20</sub>H<sub>32</sub>N<sub>4</sub>O<sub>5</sub>**sonepiprazolum**

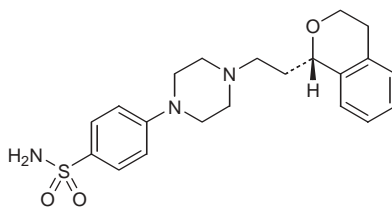
sonepiprazole

(-)-*p*-[4-[2-[(*S*)-1-isochromanyl]ethyl]-1-piperaziny]benzenesulfonamide

sonépiprazole

(-)-4-[4-[2-[(1*S*)-3,4-dihydro-1*H*-isochromén-1-yl]éthyl]pipérazin-1-yl]benzènesulfonamide

sonepiprazol

(-)-*p*-[4-[2-[(*S*)-1-isocromaniil]etil]-1-piperaziniil]bencenosulfonamidaC<sub>21</sub>H<sub>27</sub>N<sub>3</sub>O<sub>3</sub>S**tabimorelinum**

tabimorelin

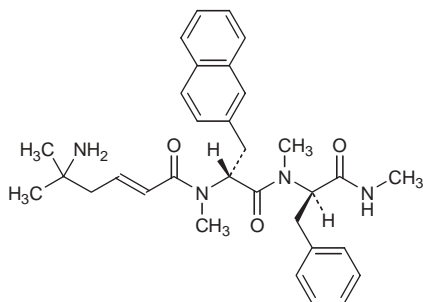
(R)- $\alpha$ -[(*E*)-5-amino-*N*,5-diméthyl-2-hexenamido]-*N*-méthyl-*N*-[(R)- $\alpha$ -(méthylcarbamoil)phenéthyl]-2-naphthalenopropionamide

tabimoréline

(E)-5-amino-*N*-[(1*R*)-2-[(1*R*)-1-benzyl-2-(méthylamino)-2-oxoéthyl]=éthylamino]-1-(naphthalén-2-ylméthyl)-2-oxoéthyl]-*N*,5-diméthylhex-2-énamide

tabimorelina

(R)- $\alpha$ -[(E)-5-amino-*N*,5-dimetil-2-hexenamido]-*N*-metil-*N*-[(R)- $\alpha$ -(metilcarbamoil)fenetil]-2-naftalenopropionamid

C<sub>32</sub>H<sub>40</sub>N<sub>4</sub>O<sub>3</sub>**tafenoquinum**

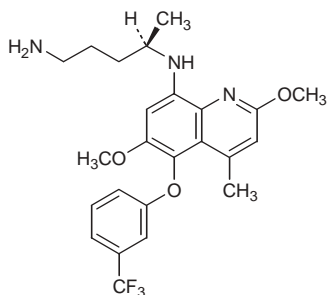
tafenoquine

(±)-8-[(4-amino-1-methylbutyl)amino]-2,6-dimethoxy-4-methyl-5-[(α,α,α-trifluoro-*m*-tolyl)oxy]quinoline

tafénoquine

(4*RS*)-*N*<sup>4</sup>-[2,6-diméthoxy-4-méthyl-5-[3-(trifluorométhyl)phénoxy]quinoléin-8-yl]pentane-1,4-diamine

tafenoquina

(±)-8-[(4-amino-1-metilbutil)amino]-2,6-dimetoxi-4-metil-5-[(α,α,α-trifluoro-*m*-tolil)oxil]quinolinaC<sub>24</sub>H<sub>28</sub>F<sub>3</sub>N<sub>3</sub>O<sub>3</sub>and enantiomer  
et énantiomère  
y enantiómero**talampanelum**

talampanel

(R)-7-acetyl-5-(*p*-aminophenyl)-8,9-dihydro-8-methyl-7*H*-1,3-dioxolo=[4,5-*h*][2,3]benzodiazepine

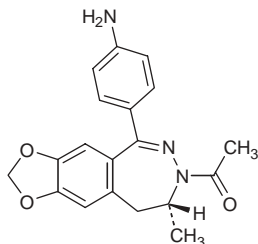
talampanel

(8*R*)-7-acétyl-5-(4-aminophényl)-8-méthyl-8,9-dihydro-7*H*-1,3-dioxolo=[4,5-*h*][2,3]benzodiazépine

talampanel

(R)-7-acetil-5-(*p*-aminofenil)-8,9-dihidro-8-metil-7*H*-1,3-dioxolo=[4,5-*h*][2,3]benzodiazepina



$C_{19}H_{19}N_3O_3$ **telithromycinum**

telithromycin

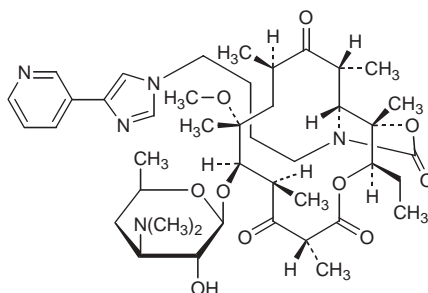
(3*aS*,4*R*,7*R*,9*R*,10*R*,11*R*,13*R*,15*R*,15*aR*)-4-ethyloctahydro-11-methoxy-3*a*,7,9,11,13,15-hexamethyl-1-[4-[4-(3-pyridyl)imidazol-1-yl]butyl]-10-[[3,4,6-trideoxy-3-(dimethylamino)-β-D-xylo-hexopyranosyl]oxy]-2*H*-oxacyclotetradecino[4,3-*d*]oxazole-2,6,8,14(1*H*,7*H*,9*H*)-tetrone

télithromycine

(3*aS*,4*R*,7*R*,9*R*,10*R*,11*R*,13*R*,15*R*,15*aR*)-10-[[3-(diméthylamino)-3,4,6-tridésoxy-β-D-xylo-hexopyranosyl]oxy]-4-éthyl-11-méthoxy-3*a*,7,9,11,13,15-hexaméthyl-1-[4-[4-(pyridin-3-yl)-1*H*-imidazol-1-yl]butyl]=octahydro-2*H*-oxacyclotétradécino[4,3-*d*]oxazole-2,6,8,14(1*H*,7*H*,9*H*)-tétrone

telitromicina

(3*aS*,4*R*,7*R*,9*R*,10*R*,11*R*,13*R*,15*R*,15*aR*)-4-etilooctahidro-11-metoxi-3*a*,7,9,11,13,15-hexametil-1-[4-[4-(3-piridil)imidazol-1-il]butil]-10-[ [3,4,6-tridesoxy-3-(dimetilamino)-β-D-xylo-hexopiranosil]oxi]-2*H*-oxacyclotetradecino[4,3-*d*]oxazol-2,6,8,14(1*H*,7*H*,9*H*)-tetrone

 $C_{43}H_{65}N_5O_{10}$ **tenatoprazolum**

tenatoprazole

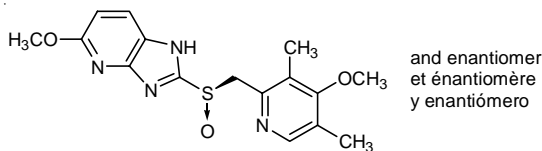
(±)-5-methoxy-2-[[[(4-methoxy-3,5-dimethyl-2-pyridyl)methyl]sulfinyl]-1*H*-imidazo[4,5-*b*]pyridine

ténatoprazole

5-méthoxy-2-[(*RS*)-[(4-méthoxy-3,5-diméthylpyridin-2-yl)méthyl]sulfinyl]-1*H*-imidazo[4,5-*b*]pyridine

tenatoprazol

(±)-5-metoxi-2-[[[(4-metoxi-3,5-dimetil-2-piridil)metil]sulfinil]-1*H*-imidazo[4,5-*b*]piridina

C<sub>16</sub>H<sub>18</sub>N<sub>4</sub>O<sub>3</sub>S**teriflunomidum**

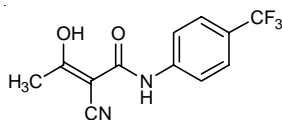
teriflunomide

(Z)-2-cyano- $\alpha,\alpha,\alpha$ -trifluoro-3-hydroxy-*p*-crotonotoluidide

tériflunomide

(Z)-2-cyano-3-hydroxy-*N*-[4-(trifluorométhyl)phényl]but-2-énamide

teriflunomida

(Z)-2-ciano- $\alpha,\alpha,\alpha$ -trifluoro-3-hidroxi-*p*-crotonotoluididaC<sub>12</sub>H<sub>9</sub>F<sub>3</sub>N<sub>2</sub>O<sub>2</sub>**timcodarum**

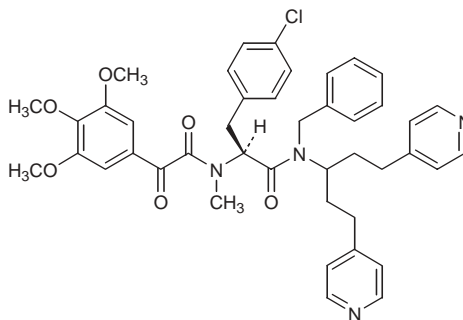
timcodar

(S)-*N*-benzyl-*p*-chloro- $\alpha$ -[*N*-méthyl-2-(3,4,5-triméthoxyphényl)glyoxy]amido]-*N*-[3-(4-pyridyl)-1-[2-(4-pyridyl)éthyl]propyl]hydrocinnamide

timcodar

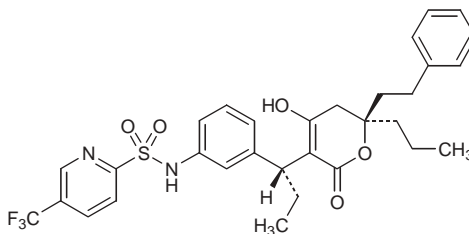
(2S)-*N*-benzyl-3-(4-chlorophényl)-2-[méthyl[2-oxo-2-(3,4,5-triméthoxyphényl)acétyl]amino]-*N*-[3-(pyridin-4-yl)-1-[2-(pyridin-4-yl)éthyl]propyl]propanamide

timcodar

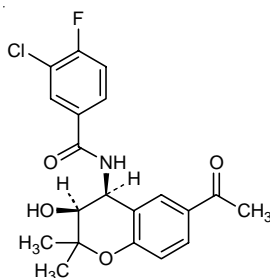
(S)-*N*-benzil-*p*-cloro- $\alpha$ -[*N*-metil-2-(3,4,5-trimetroxifenil)glioxilamido]=*N*-[3-(4-piridil)-1-[2-(4-piridil)etil]propil]hidrocinnamidaC<sub>43</sub>H<sub>45</sub>ClN<sub>4</sub>O<sub>6</sub>

**tipranavirum**

tipranavir	3'-[(1 <i>R</i> )-1-[(6 <i>R</i> )-5,6-dihydro-4-hydroxy-2-oxo-6-phenethyl-6-propyl-2 <i>H</i> -pyran-3-yl]propyl]-5-(trifluoromethyl)-2-pyridinesulfonanilide
tipranavir	<i>N</i> -[3-[(1 <i>R</i> )-1-[(6 <i>R</i> )-4-hydroxy-2-oxo-6-(2-phényléthyl)-6-propyl-5,6-dihydro-2 <i>H</i> -pyran-3-yl]propyl]phényl]-5-(trifluorométhyl)pyridine-2-sulfonamide
tipranavir	3'-[(1 <i>R</i> )-1-[(6 <i>R</i> )-5,6-dihydro-4-hidroxi-2-oxo-6-fenetil-6-propil-2 <i>H</i> -piran-3-il]propil]-5-(trifluorometil)-2-piridinasulfonanilida
	C <sub>31</sub> H <sub>33</sub> F <sub>3</sub> N <sub>2</sub> O <sub>5</sub> S

**tonabersatum**

tonabersat	<i>N</i> -[(3 <i>S</i> ,4 <i>S</i> )-6-acetyl-3-hydroxy-2,2-dimethyl-4-chromanyl]-3-chloro-4-fluorobenzamide
tonabersate	<i>N</i> -[(3 <i>S</i> ,4 <i>S</i> )-6-acétyl-3-hydroxy-2,2-diméthyl-3,4-dihydro-2 <i>H</i> -chromén-4-yl]-3-chloro-4-fluorobenzamide
tonabersato	<i>N</i> -[(3 <i>S</i> ,4 <i>S</i> )-6-acetil-3-hidroxi-2,2-dimetil-4-cromanil]-3-cloro-4-fluorobenzamida
	C <sub>20</sub> H <sub>19</sub> ClFNO <sub>4</sub>

**tositumomabum**

tositumomab	immunoglobulin G2a anti-(human antigen CD 20) (mouse monoclonal clone B1R1 $\gamma$ 2a-chain), disulfide with mouse monoclonal clone B1R1 $\lambda_x$ -chain, dimer
tositumomab	immunoglobuline G2a anti-(antigène CD 20 humain) (chaîne $\gamma$ 2a de l'anticorps monoclonal de souris B1R1), dimère du disulfure avec la chaîne $\lambda_x$ de l'anticorps monoclonal de souris B1R1
tositumomab	Inmunoglobulina G2a anti-(antígeno CD 20 humano) (cadena $\gamma$ 2a del anticuerpo monoclonal de ratón B1R1), dímero del disulfuro con la cadena $\lambda_x$ del anticuerpo monoclonal de ratón B1R1

**travoprostum**

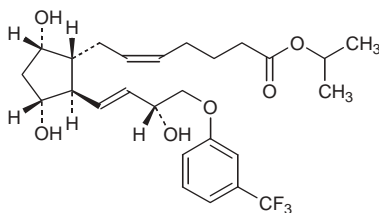
travoprost

isopropyl (Z)-7-[(1R,2R,3R,5S)-3,5-dihydroxy-2-[(1E,3R)-3-hydroxy-4-[( $\alpha,\alpha,\alpha$ -trifluoro-*m*-tolyl)oxy]-1-butenyl]cyclopentyl]-5-heptenoate

travoprost

(5Z)-7-[(1R,2R,3R,5S)-3,5-dihydroxy-2-[(1E)-(3R)-3-hydroxy-4-[3-(trifluorométhyl)phénoxy]but-1-ényl]cyclopentyl]hept-5-énoate de 1-méthyléthyle

travoprost

(Z)-7-[(1R,2R,3R,5S)-3,5-dihidroxi-2-[(1E,3R)-3-hidroxi-4-[( $\alpha,\alpha,\alpha$ -trifluoro-*m*-tolil)oxil]-1-butenil]ciclopentil]-5-heptenoato de isopropiloC<sub>26</sub>H<sub>35</sub>F<sub>3</sub>O<sub>6</sub>**valdecoxibum**

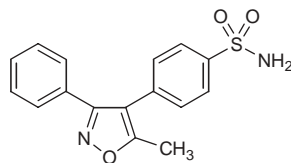
valdecoxib

*p*-(5-methyl-3-phenyl-4-isoxazolyl)benzenesulfonamide

valdécoxib

4-(5-méthyl-3-phénylisoxazol-4-yl)benzènesulfonamide

valdecoxib

*p*-(5-metil-3-fenil-4-isoxazolil)benzenosulfonamidaC<sub>16</sub>H<sub>14</sub>N<sub>2</sub>O<sub>3</sub>S**vangatalcitum**

vangatalcite

dialuminium tetramagnesium carbonate dodecahydroxide trihydrate

vangatalcite

carbonate et dodécahydroxyde de dialuminium et de tétramagnésium trihydraté

vangatalcita

dodecahidróxido carbonato de dialuminio y tetramagnesio trihidrato

Al<sub>2</sub>Mg<sub>4</sub>(OH)<sub>12</sub>CO<sub>3</sub>, 3 H<sub>2</sub>O

**vepalimomabum**

vepalimomab

immunoglobulin M (mouse monoclonal 1B2  $\mu$ -chain anti-human vascular adhesion protein VAP-1), disulfide with mouse monoclonal 1B2 light chain, dimer

vépalimomab

immunoglobuline M anti-(protéine d'adhésion vasculaire humaine VAP-1) (chaîne  $\mu$  de l'anticorps monoclonal de souris 1B2), dimère du disulfure avec la chaîne légère de l'anticorps monoclonal de souris 1B2

vepalimomab

inmunoglobulina M (cadena  $\mu$  del anticuerpo monoclonal de ratón 1B2 dirigido contra la proteína humana de adhesión vascular VAP-1), dímero del disulfuro con la cadena ligera del anticuerpo monoclonal de ratón 1B2

**volpristinum**

volpristin

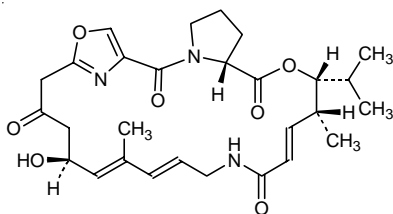
(3*R*,4*R*,5*E*,10*E*,12*E*,14*S*,26*aR*)-8,9,14,15,24,25,26,26*a*-octahydro-14-hydroxy-3-isopropyl-4,12-dimethyl-3*H*-21,18-nitrilo-1*H*,22*H*-pyrrolo=[2,1-*c*][1.8.4,19]dioxadiazacyclotetracosine-1,7,16,22(4*H*,17*H*)-tetrone

volpristine

(5*E*,10*E*,12*E*)-(3*R*,4*R*,14*S*,26*aR*)-14-hydroxy-4,12-diméthyl-3-(1-méthyléthyl)-3,4,8,9,14,15,24,25,26,26*a*-décahydro-7*H*-21,18-nitrilo-1*H*,22*H*-pyrrolo=[2,1-*c*][1.8.4,19]dioxadiazacyclotétracosène-1,7,16,22(17*H*)-tétrone

volpristina

(3*R*,4*R*,5*E*,10*E*,12*E*,14*S*,26*aR*)-8,9,14,15,24,25,26,26*a*-octahidro-14-hidroxi-3-isopropil-4,12-dimetil-3*H*-21,18-nitrilo-1*H*,22*H*-pirrolo=[2,1-*c*][1.8.4,19]dioxadiazaciclótetracosina-1,7,16,22(4*H*,17*H*)-tetrona

C<sub>28</sub>H<sub>37</sub>N<sub>3</sub>O<sub>7</sub>

## AMENDMENTS TO PREVIOUS LISTS MODIFICATIONS APPORTÉES AUX LISTES ANTÉRIEURES MODIFICACIONES A LAS LISTAS ANTERIORES

### Recommended International Nonproprietary Names (Rec. INN): List 29

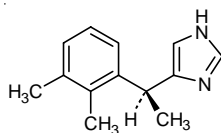
(WHO Drug Information, Vol. 3, No. 3, 1989)

p. 4 **dexmedetomidinum**

dexmedetomidine

*replace the chemical name and the graphic formula by the following:*

(+)-(S)-4-[1-(2,3-dimethylphenyl)ethyl]-1H-imidazole



### Dénominations communes internationales recommandées (DCI Rec.): Liste 29

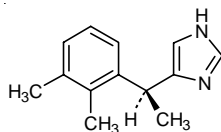
(Informations Pharmaceutiques OMS, Vol. 3, No. 3, 1989)

p. 4 **dexmedetomidinum**

dexmédétomidine

*remplacer le nom chimique et la formule développée par:*

(+)-(S)-4-[1-(2,3-diméthylphényl)éthyl]-1H-imidazole



### Denominaciones Comunes Internacionales Recomendadas (DCI Rec.): Lista 29

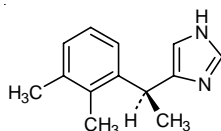
(Información Farmacéutica OMS, Vol. 3, No. 3, 1989)

p. 4 **dexmedetomidinum**

dexmedetomidina

*sustitúyanse el nombre químico y la fórmula desarrollada por:*

(+)-(S)-4-[1-(2,3-dimetilfenil)etil]-1H-imidazol



**Recommended International Nonproprietary Names (Rec. INN): List 36****Dénominations communes internationales recommandées (DCI Rec.): Liste 36****Denominaciones Comunes Internacionales Recomendadas (DCI Rec.): Lista 36***(WHO Drug Information, Vol. 10, No. 3, 1996)*p. 153 **odulimomabum**

odulimomab

*replace the description by the following:*immunoglobulin G1, anti-(human CD11 (antigen)  $\alpha$ -chain) (mouse monoclonal 25.3  $\gamma$ 1-chain), disulfide with mouse monoclonal 25.3 light chain, dimer

odulimomab

*remplacer la description par la suivante:*immunoglobuline G1, anti-(chaîne  $\alpha$  de l'antigène CD11 humain) (chaîne  $\gamma$ 1 de l'anticorps monoclonal de souris 25.3), dimère du disulfure avec la chaîne légère de l'anticorps monoclonal de souris 25.3

odulimomab

*sustitúyase la descripción por la siguiente:*inmunoglobulina G1, anti-(cadena  $\alpha$  del antígeno CD11 humano) (cadena  $\gamma$ 1 del anticuerpo monoclonal de ratón 25.3), dímero del disulfuro con la cadena ligera del anticuerpo monoclonal de ratón 25.3**Recommended International Nonproprietary Names (Rec. INN): List 37****Dénominations communes internationales recommandées (DCI Rec.): Liste 37****Denominaciones Comunes Internacionales Recomendadas (DCI Rec.): Lista 37***(WHO Drug Information, Vol. 11, No. 1, 1997)*p. 35 **bectumomabum**

bectumomab

*replace the description by the following:*immunoglobulin G2a, anti-(human CD22 (antigen)) Fab' fragment (mouse monoclonal IMMU-LL23  $\gamma$ 2a-chain), disulfide with mouse monoclonal IMMU-LL2 light chain

bectumomab

*remplacer la description par la suivante:*immunoglobuline G2a, anti-(antigène CD22 humain) fragment Fab' (chaîne  $\gamma$ 2a de l'anticorps monoclonal de souris IMMU-LL2), disulfure avec la chaîne légère de l'anticorps monoclonal de souris IMMU-LL2

bectumomab

*sustitúyase la descripción por la siguiente:*inmunoglobulina G2a, anti-(antígeno CD22 humano) fragmento Fab' (cadena  $\gamma$ 2a del anticuerpo monoclonal de ratón IMMU-LL2), disulfuro con la cadena ligera del anticuerpo monoclonal de ratón IMMU-LL2

p. 48 **sulesomabum**

sulesomab

*replace the description by the following:*

immunoglobulin G1, anti-(human NCA-90 granulocyte cell antigen) Fab' fragment (mouse monoclonal IMMU-MN3  $\gamma$ 1-chain), disulfide with mouse monoclonal IMMU-MN3 light chain

sulésomab

*remplacer la description par la suivante:*

immunoglobuline G1, anti-(antigène cellulaire NCA-90 de granulocyte humain) fragment Fab' (chaîne  $\gamma$ 1 de l'anticorps monoclonal de souris IMMU-MN3), disulfure avec la chaîne légère de l'anticorps monoclonal de souris IMMU-MN3

sulesomab

*sustitúyase la descripción por la siguiente:*

immunoglobulina G1, anti-(antígeno NCA-90 de células de granulocito humano) fragmento Fab' (cadena  $\gamma$ 1 del anticuerpo monoclonal de ratón IMMU-MN3), disulfuro con la cadena ligera del anticuerpo monoclonal de ratón IMMU-MN3

p. 49 **technetium (<sup>99m</sup>Tc) pintumomabum**technetium (<sup>99m</sup>Tc) pintumomab*replace the description by the following:*

immunoglobulin G1, anti-(human adenocarcinoma antigen) (mouse monoclonal 170  $\gamma$ 1-chain), disulfide with mouse monoclonal 170  $\kappa$ -chain, dimer, technetium [<sup>99m</sup>Tc] salt

technétium (<sup>99m</sup>Tc) pintumomab*remplacer la description par la suivante:*

sel de [<sup>99m</sup>Tc]technétium de l'immunoglobuline G1, anti-(antigène associé aux adénocarcinomes humains) (chaîne  $\gamma$ 1 de l'anticorps monoclonal de souris 170), dimère du disulfure avec la chaîne  $\kappa$  de l'anticorps monoclonal de souris 170

tecnecio (<sup>99m</sup>Tc) pintumomab*sustitúyase la descripción por la siguiente:*

sal de [<sup>99m</sup>Tc]tecnecio del inmunoglobulina G1, anti-(antígeno asociado a los adenocarcinomas humanos) fragmento Fab' (cadena  $\gamma$ 1 del anticuerpo monoclonal de ratón 170), dímero del disulfuro con la cadena  $\kappa$  del anticuerpo monoclonal de ratón 170

**Recommended International Nonproprietary Names (Rec. INN): List 38****Dénominations communes internationales recommandées (DCI Rec.): Liste 38****Denominaciones Comunes Internacionales Recomendadas (DCI Rec.): Lista 38****(WHO Drug Information, Vol. 11, No. 3, 1997)**p. 161 **basiliximabum**

basiliximab

*replace the description by the following:*

immunoglobulin G1, anti-(human interleukin 2 receptor) (human-mouse monoclonal CHI621  $\gamma$ 1-chain), disulfide with human-mouse monoclonal CHI621 light chain, dimer



basiliximab	<i>remplacer la description par la suivante:</i> immunoglobuline G1, anti-(récepteur de l'interleukine 2 humain) (chaîne $\gamma$ 1 de l'anticorps monoclonal chimérique homme-souris CHI621), dimère du disulfure avec la chaîne légère de l'anticorps monoclonal chimérique homme-souris CHI621
basiliximab	<i>sustitúyase la descripción por la siguiente:</i> inmunoglobulina G1, anti-(receptor de interleukina 2 humano) (cadena $\gamma$ 1 del anticuerpo monoclonal hombre-ratón CHI621), dímero del disulfuro con la cadena ligera del anticuerpo monoclonal quimérico hombre-ratón CHI621
<b>p. 174 nerelimomabum</b>	
nerelimomab	<i>replace the description by the following:</i> immunoglobulin G1, anti-(human tumor necrosis factor $\alpha$ ) (mouse monoclonal BAYX1351 $\gamma$ 1-chain), disulfide with mouse monoclonal BAYX1351 light chain, dimer
nerélimomab	<i>remplacer la description par la suivante:</i> immunoglobuline G1, anti-(facteur de nécrose tumorale $\alpha$ humain) (chaîne $\gamma$ 1 de l'anticorps monoclonal de souris BAYX1351), dimère du disulfure avec la chaîne légère de l'anticorps monoclonal de souris BAYX1351
nerelimomab	<i>sustitúyase el nombre químico por:</i> inmunoglobulina G1, anti-(factor de necrosis tumoral $\alpha$ humano) (cadena $\gamma$ 1 del anticuerpo monoclonal de ratón BAYX1351), dímero del disulfuro con la cadena ligera del anticuerpo monoclonal de ratón BAYX1351
<b>p. 178 technetium (<sup>99m</sup>Tc) nofetumomabum</b>	
<b>merpentanum</b>	
technetium ( <sup>99m</sup> Tc) nofetumomab merpentan	<i>replace the description by the following:</i> immunoglobulin G2b, anti-(human tumor) Fab fragment (mouse monoclonal NR-LU-10 $\gamma$ 2b-chain), disulfide with mouse monoclonal NR-LU-10 $\kappa$ -chain, oxo[[N,N'-[1-(3-oxopropyl)-1,2-ethanediy]]bis[2-mercaptoacetamidato]]=(4-)-N,N',S,S']technetate(1-)-[ <sup>99m</sup> Tc] conjugate
technétium ( <sup>99m</sup> Tc) nofétumomab merpentan	<i>remplacer la description par la suivante:</i> immunoglobuline G2b, anti-(tumeur humaine) fragment Fab (chaîne $\gamma$ 2b de l'anticorps monoclonal de souris NR-LU-10), disulfure avec la chaîne $\kappa$ de l'anticorps monoclonal de souris NR-LU-10, conjuguée avec l'oxo=[[N,N'-[1-(3-oxopropyl)éthylène]bis[2-sulfanylacétamidato]]=(4-)-N,N',S,S'] [ <sup>99m</sup> Tc]technétate(1-)
tecnecio ( <sup>99m</sup> Tc) nofetumomab merpentán	<i>sustitúyase el nombre químico por:</i> inmunoglobulina G2b, anti-(tumor humano) fragmento Fab (cadena $\gamma$ 2b del anticuerpo monoclonal de ratón NR-LU-10), disulfuro con la cadena $\kappa$ del anticuerpo monoclonal de ratón NR-LU-10, conjugado con el oxo[[N,N'-[1-(3-oxopropil)etano-1,2-diil]]bis[2-sulfanilacetamidato]]=(4-)-N,N',S,S'] [ <sup>99m</sup> Tc]tecnecato(1-)

**Proposed International Nonproprietary Names (Rec. INN): List 39****Dénominations communes internationales proposées (DCI Rec.): Liste 39****Denominaciones Comunes Internacionales Propuestas (DCI Rec.): Lista 39***(WHO Drug Information, Vol. 12, No. 1, 1998)*p. 43 **cedelizumabum**

cedelizumab

*replace the description by the following:*

immunoglobulin G4, anti-(human CD4 (antigen)) (human-mouse monoclonal OKTcdr4a complementary determining region-grafted  $\gamma$ 4-chain), disulfide with human-mouse monoclonal OKTcdr4a complementary determining region-grafted  $\kappa$ -chain, dimer

cédélizumab

*remplacer la description par la suivante:*

immunoglobuline G4, anti-(antigène CD4 humain) (chaîne  $\gamma$ 4 de l'anticorps monoclonal de souris OKTcdr4a humanisé), dimère du disulfure avec la chaîne  $\kappa$  de l'anticorps monoclonal de souris OKTcdr4a humanisé

cedelizumab

*sustitúyase la descripción por la siguiente:*

inmunoglobulina G4, anti-(antígeno CD4 humano) (cadena  $\gamma$ 4 del anticuerpo monoclonal humanizado de ratón OKTcdr4a), dímero del disulfuro con la cadena  $\kappa$  del anticuerpo monoclonal humanizado de ratón OKTcdr4a

p. 148 **igovomabum**

igovomab

*replace the description by the following:*

immunoglobulin G1, anti-(human CA 125 (carbohydrate antigen)) F(ab')<sub>2</sub> fragment (mouse monoclonal OC125F(AB')<sub>2</sub>  $\gamma$ 1-chain), disulfide with mouse monoclonal OC125F(AB')<sub>2</sub> light chain, dimer

igovomab

*remplacer la description par la suivante:*

immunoglobuline G1, anti-(antigène osidique CA 125 humain) fragment F(ab')<sub>2</sub> (chaîne  $\gamma$ 1 de l'anticorps monoclonal de souris OC125F(AB')<sub>2</sub>), dimère du disulfure avec la chaîne légère de l'anticorps monoclonal de souris OC125F(AB')<sub>2</sub>

igovomab

*sustitúyase la descripción por la siguiente:*

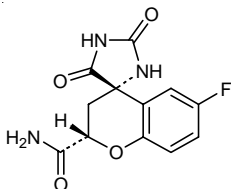
inmunoglobulina G1, anti-[(antígeno hidrato de carbono) CA 125 humano] (fragmento F(ab')<sub>2</sub> (cadena  $\gamma$ 1 del anticuerpo monoclonal de ratón OC125F(AB')<sub>2</sub>), dímero del disulfuro con la cadena ligera del anticuerpo monoclonal de ratón OC125F(AB')<sub>2</sub>

**Proposed International Nonproprietary Names (Rec. INN): List 40****Dénominations communes internationales proposées (DCI Rec.): Liste 40****Denominaciones Comunes Internacionales Propuestas (DCI Rec.): Lista 40***(WHO Drug Information, Vol. 12, No. 2, 1998)*p. 181 **fidarestatum**

fidarestat

fidarestat

fidarestat

*replace the graphic formula by the following:**remplacer la formule développée par:**sustitúyase la fórmula desarrollada por:***Procedure and Guiding Principles / Procédure et Directives / Procedimientos y principios generales**

The text of the *Procedures for the Selection of Recommended International Nonproprietary Names for Pharmaceutical Substances* and *General Principles for Guidance in Devising International Nonproprietary Names for Pharmaceutical Substances* will be reproduced in uneven numbers of proposed INN lists only.

Les textes de la *Procédure à suivre en vue de choix de dénominations communes internationales recommandées pour les substances pharmaceutiques* et des *Directives générales pour la formation de dénominations communes internationales applicables aux substances pharmaceutiques* ont été publiés avec la liste 81 des DCI proposées et seront, à nouveau, publiés avec la prochaine liste des DCI proposées.

El texto de los *Procedimientos de selección de denominaciones comunes internacionales recomendadas para las sustancias farmacéuticas* y de los *Principios generales de orientación para formar denominaciones comunes internacionales para sustancias farmacéuticas* aparece solamente en los números impares de las listas de DCI propuestas.