

Manual on development and use of FAO and WHO specifications for pesticides

November 2010 - second revision of the
First Edition

Available only on the Internet

Prepared by the
FAO/WHO Joint Meeting on Pesticide Specifications (JMPS)

WORLD HEALTH ORGANIZATION

FOOD AND AGRICULTURE ORGANIZATION OF THE UNITED NATIONS

Rome, 2010

**Second
Revision**



Manual on development and use of FAO and WHO specifications for pesticides

**November 2010 - second revision of the
First Edition**

Available only on the Internet

Prepared by the
FAO/WHO Joint Meeting on Pesticide Specifications (JMPS)

WORLD HEALTH ORGANIZATION

FOOD AND AGRICULTURE ORGANIZATION OF THE UNITED NATIONS

Rome, 2010

First edition, 2002
First revision, 2006
Second revision, 2010

© World Health Organization 2010

The designations employed and the presentation of the material in this publication do not imply the expression of any opinion whatsoever on the part of the World Health Organization concerning the legal status of any country, territory, city or area or of its authorities, or concerning the delimitation of its frontiers or boundaries. Dotted lines on maps represent approximate border lines for which there may not yet be full agreement.

The mention of specific companies or of certain manufacturers' products does not imply that they are endorsed or recommended by the World Health Organization in preference to others of a similar nature that are not mentioned. Errors and omissions excepted, the names of proprietary products are distinguished by initial capital letters.

All reasonable precautions have been taken by the World Health Organization to verify the information contained in this publication. However, the published material is being distributed without warranty of any kind, either expressed or implied. The responsibility for the interpretation and use of the material lies with the reader. In no event shall the World Health Organization be liable for damages arising from its use.

© FAO 2010

The designations employed and the presentation of material in this information product do not imply the expression of any opinion whatsoever on the part of the Food and Agriculture Organization of the United Nations (FAO) concerning the legal or development status of any country, territory, city or area or of its authorities, or concerning the delimitation of its frontiers or boundaries. The mention of specific companies or products of manufacturers, whether or not these have been patented, does not imply that these have been endorsed or recommended by FAO in preference to others of a similar nature that are not mentioned.

All rights reserved. FAO encourages reproduction and dissemination of material in this information product. Non-commercial uses will be authorized free of charge, upon request. Reproduction for resale or other commercial purposes, including educational purposes, may incur fees. Applications for permission to reproduce or disseminate FAO copyright materials, and all other queries concerning rights and licences, should be addressed by e-mail to copyright@fao.org or to the Chief, Publishing Policy and Support Branch, Office of Knowledge Exchange, Research and Extension, FAO, Viale delle Terme di Caracalla, 00153 Rome, Italy.

CONTENTS

	Pages
Disclaimer	VIII
Procedures for handling confidential proprietary data and potential conflicts of interest	X-XI
Background to \pm FAO and WHO specifications for pesticides	XII-XV
1. Introduction	
1.1 Scope of specifications	1-2
1.2 The JMPS	2
1.3 Liaison with other international organizations	2-5
1.4 Participation by the pesticide industry	5
1.5 Purpose and use of specifications	5-7
1.6 Access to FAO and WHO specifications	7
2. The process of developing FAO/WHO specifications	
2.1 Categories of specification and their status	8-9
2.2 Submission of proposals and data	9
2.3 Meetings and functions of the JMPS	9-10
2.4 Confidentiality of information	10
2.5 Timetable and principles for the development of specifications	11-14
2.6 Publication of specifications	14-15
2.7 Review of specifications	15-16
2.8 Overview of information required for specifications	16
2.9 Acceptability of analytical and physical test methods	16-17
3. Data requirements and procedures for development of FAO/WHO specifications	
3.1 Minimum data requirements for support of the reference specification for an active ingredient	18
A Data requirements for pure and technical grade active ingredients (TC/TK)	19-22
B Data requirements for formulations	22
C Methods for the analysis and testing of TC/TK and formulations	22-23
D Determination of the relevance or non-relevance of impurities	23-26
3.2 Minimum data requirements for extension of an existing specification to an additional manufacturer or a new manufacturing route	26-27
E Data requirements for the determination of equivalence	27
F Determination of equivalence	27-30
3.3 Extension of LN specifications	30-31
3.4 Evaluation reports	31-34
3.5 Decision making and action procedures for dealing with submissions from initial and subsequent proposers	34-35
3.6 Prioritization criteria for development and review of specifications	35-36
4. Aims, applicability, and requirements of specification clauses	
Introduction	37-38
4.1 Title and code	38-39
4.2 Description	39-40
4.3 Active ingredient	
4.3.1 Identity tests	40-41
4.3.2 Content of active ingredient	41-43
4.3.3 Expanded tolerances for active ingredient content of mixed solid formulations	43

Grey shading = new/revised or deleted [\pm] text or numbers in second revision (Nov 2010).

4.3.4	Tablet dose uniformity	44
4.3.5	Rate of release, or release/retention index, of active ingredient.....	44-45
4.3.6	“Free” active ingredient	45-46
4.4	Relevant impurities	
4.4.1	By-products of manufacture or storage	46-49
4.4.2	Water.....	47
4.4.3	Insolubles	47-48
4.5	Physical properties	
	Introduction	48
4.5.1 to 10	Density (pour and tap bulk density)	49
4.5.11 to 20	Surface (wettability, persistent foam)	50
4.5.21 to 30	Volatilization (volatility)	51
4.5.31 to 40	Particulate, fragmentation and adhesion (wet sieve, dry sieve, nominal size range, dustiness, attrition resistance or degree of attrition, tablet integrity, adhesion to seeds, particle size range, tablet hardness).....	52-56
4.5.41 to 50	Dispersion (dispersibility and spontaneity of dispersion, disintegration time, degree of dispersion, suspensibility, dispersion stability, emulsion stability)	56-59
4.5.51 to 60	Flow (flowability, pourability, viscosity)	59-61
4.5.61 to 70	Solution and dissolution (acidity, alkalinity, pH range, miscibility with oil, dissolution of water-soluble bags, degree of dissolution, solution stability)	61-63
4.6	Storage stability (at 0°C, at elevated temperature)	63-66
5.	Specification guidelines for technical materials and technical concentrates (except microbial TKs)	
	Introduction.....	67
5.1	Technical materials (TC)	68-69
5.2	Technical concentrates (TK)	70-71
6.	Specification guidelines for solid formulations	
	Categorization of solid formulations.....	72
6.1 to 6.10	solid formulations for direct use	
6.1	Dustable powders (DP)	73-74
6.2	Powders for dry seed treatment (DS)	75-77
6.3	Granules (GR).....	78-80
6.4	Tablets for direct application (DT)	81-83
6.11 to 6.20	solid formulations for dispersion	
6.11	Wettable powders (WP)	84-87
6.12	Water dispersible powders for slurry seed treatment (WS)	88-90
6.13	Water dispersible granules (WG)	91-95
6.14	Water dispersible tablets (WT)	96-98
6.15	Emulsifiable granules (EG).....	99-101
6.16	Emulsifiable powders (EP)	102-104
6.21 to 6.30	solid formulations for dissolution	
6.21	Water soluble powders (SP).....	105-108
6.22	Water soluble powders for seed treatment (SS).....	109-111
6.23	Water soluble granules (SG)	112-115
6.24	Water soluble tablets (ST).....	116-118
7.	Specification guidelines for liquid formulated pesticides	
	Categorization of liquid formulations.....	119

Grey shading = new/revised or deleted [±] text or numbers in second revision (Nov 2010).

7.1 to 7.10	Simple solutions	
7.1	Soluble concentrates (SL)	120-122
7.2	Solutions for seed treatment (LS)	123-125
7.3	Oil miscible liquids (OL)	126-127
7.4	Ultra low volume liquids (UL)	128-130
7.11 to 7.20	Solutions for dispersion	
7.11	Emulsifiable concentrates (EC)	131-133
7.12	Dispersible concentrates (DC)	134-136
7.21 to 7.30	Emulsions	
7.21	Emulsions, oil in water (EW)	137-139
7.22	Emulsions for seed treatment (ES)	140-142
7.23	Micro-emulsions (ME)	143-145
7.31 to 7.40	Suspensions	
7.31	Aqueous suspension concentrates (SC)	146-149
7.32	Suspension concentrates for seed treatment (FS)	150-153
7.33	Aqueous capsule suspensions (CS)	154-157
7.34	Oil-based suspension concentrates (OD)	158-161
7.41 to 7.50	Multi-character liquid formulations	
7.41	Aqueous suspo-emulsions (SE)	162-165
7.42	Mixed formulations of CS and SC (ZC)	166-170
7.43	Mixed formulations of CS and EW (ZW)	171-175
7.44	Mixed formulations of CS and SE (ZE)	176-180
8.	Specification guidelines for pesticides formulated and/or prepared as devices ‡	
	Categorization of formulated/prepared devices	181
8.1	Mosquito coils (MC)	182-186
8.2	Vaporizing mats (MV)	187-189
8.3	Liquid vaporizers (LV)	190-193
8.11	Aerosol dispensers (AE)	194-200
8.21	Long-lasting insecticidal nets or netting (LN) (draft guideline)	201-207
9.	Specification guidelines for microbial pesticides	
	Categorization of microbial pesticides	208
	Introduction	209
9.1	Bacterial larvicide technical concentrates (TK)	210-214
9.11	Bacterial larvicide wettable powders (WP)	215-220
9.12	Bacterial larvicide water-dispersible granules (WG)	221-226
9.13	Bacterial larvicide water-dispersible tablets (WT)	227-232
9.21	Bacterial larvicide suspension concentrates (SC)	233-238
Appendix A	Guidelines on sampling	239-248
Annex 1	A model sampling report	249
Appendix B	Supply and certification of reference substances	250
Appendix C	Glossary of terms	251-256
Appendix D	Coding of active ingredients, specifications and method status	257
Appendix E	CropLife International codes for technical and formulated pesticides	258-261
Appendix F	CIPAC codes for pesticides, in numerical order	262-267
Appendix G	CIPAC codes for pesticides, in alphabetical Order	268-273
Appendix H	Declarations of interests and confidentiality by FAO/WHO experts	274-282
Appendix I:	Recommended letter of access to confidential information	283

Grey shading = new/revised or deleted [‡] text or numbers in second revision (Nov 2010).

Appendix J: Calculation of worst-case-possible contribution by an impurity to the toxic hazards of the active ingredient	284-286
Appendix K: Calculation of expanded tolerances for the active ingredient content of mixed solid formulations	287-288

DISCLAIMER¹

FAO and WHO specifications are developed with the basic objective of promoting, as far as practicable, the manufacture, distribution and use of pesticides that meet basic quality requirements.

Compliance with the specifications does not constitute an endorsement or warranty of the fitness of a particular pesticide for a particular purpose, including its suitability for the control of any given pest, or its suitability for use in a particular area. Owing to the complexity of the problems involved, the suitability of pesticides for a particular purpose and the content of the labelling instructions must be decided at the national or provincial level.

Furthermore, pesticides which are manufactured to comply with these specifications are not exempted from any safety regulation or other legal or administrative provision applicable to their manufacture, sale, transportation, storage, handling, preparation and/or use.

FAO and WHO disclaim any and all liability for any injury, death, loss, damage or other prejudice of any kind that may be arise as a result of, or in connection with, the manufacture, sale, transportation, storage, handling, preparation and/or use of pesticides which are found, or are claimed, to have been manufactured to comply with these specifications.

Additionally, FAO and WHO wish to alert users to the fact that improper storage, handling, preparation and/or use of pesticides can result in either a lowering or complete loss of safety and/or efficacy.

FAO and WHO are not responsible, and do not accept any liability, for the testing of pesticides for compliance with the specifications, nor for any methods recommended and/or used for testing compliance. As a result, FAO and WHO do not in any way warrant or represent that any pesticide claimed to comply with a FAO or WHO specification actually does so.

1. This disclaimer applies to all specifications published by FAO and WHO.

Procedures for handling confidential proprietary pesticide data and potential conflicts of interest by the FAO/WHO Joint Meeting on Pesticide Specifications (JMPS)

This statement has been prepared to ensure and verify the transparency of the process of data evaluation by the JMPS (a process essential for the development of internationally acceptable specifications for pesticides), whilst complying with the legitimate need of Industry to protect trade secrets (e.g. the results of their research, confidential business information).

- a) The proposer of a specification is asked to provide all pertinent data specified in sections 3.1 and 3.2 of this Manual, together with any other information justifiably required by FAO and/or WHO for the purposes of the JMPS. Confidential information pertaining to the manufacturing process and other trade secrets must be identified clearly by the proposer, so that this information will not be published in the evaluation summary or inadvertently divulged to third parties.
- b) Where a manufacturer makes available confidential proprietary data or information, for the purposes of evaluation by the JMPS, FAO and WHO undertake to respect and safeguard the data from unauthorized release or disclosure and to provide the necessary facilities, at FAO Headquarters in Rome or WHO Headquarters in Geneva, to ensure the proper handling and security of the above mentioned data.
- c) The Data Package received by FAO or WHO for evaluation will be sent to the expert, participating in the JMPS, to whom the compound has been assigned for evaluation for consideration by the forthcoming closed meeting (see glossary). Alternatively, FAO and WHO may invite the manufacturer to send a copy of the Data Package directly to the assigned evaluator with another copy to FAO or WHO as required. Manufacturers and JMPS members are requested to copy all communications (e.g. correspondence, attachments) to the FAO or WHO secretaries as appropriate. See also 2.2 (Submission of proposals and data) for communication between proposer and evaluator.
- d) When FAO or WHO arranges the sending of or sends confidential proprietary data or information to a nominated expert participating in the JMPS, it will instruct the expert not to make copies of all or parts of the data, nor to share or use the data for any other purpose than evaluation of the proposed specification and the corresponding presentation of the draft evaluation to the closed meeting. The expert will be asked to acknowledge in writing that he/she accepts these conditions by signing undertakings of confidentiality and restrictions on use.
- e) Because of security concerns with electronic transmission, JMPS members should avoid sending confidential information by email or other electronic means. They should use paper copies or optical storage media for sending confidential information. When optical storage media are used for sending confidential information, the information should be protected by encryption or password.
- f) At the closed meeting, experts participating in the JMPS will be required to sign an undertaking to respect the confidentiality of the proprietary data and the restrictions on use, and any discussions pertaining to them. The deliberations of the JMPS will be recorded in the confidential report of the closed meeting, to be held by FAO and WHO.
- g) Experts participating in the JMPS will be required to sign a declaration of their actual or potential interests in the information, proposals or pesticides under consideration. Experts will not take part in discussions in which their declared interest gives rise to a conflict of interest, except to provide the JMPS with information, if required.
- h) Following the closed meeting and completion of the evaluation and specifications, all data (including the proprietary data) will be returned to FAO or WHO by the assigned expert and kept secure at FAO or WHO Headquarters. Alternatively, if a copy of the data has already been provided to FAO or WHO, the evaluator should destroy the other data package copy or return it to the proposer. Subsequently, the confidential data and information will be accessed only for the purposes of determination of equivalence or review of the specifications, under similar procedures. Confidential data and information do not become the property of FAO or WHO. When a specification is withdrawn, FAO or WHO will, if possible, contact the proposer who

Procedures, continued

originally submitted the data, to determine whether the data package should be destroyed or returned to the proposer.

- i) In the determination of equivalence, if the existing limit for a relevant impurity is exceeded by the additional TC/TK, FAO and/or WHO can be expected to request information from the additional proposer about the increased levels of relevant impurities. Where there is a new impurity, or an exceedance of the 50% or 3 g/kg limit for non-relevant impurities, requests for further information from the additional proposer will refer only to the impurity data provided by the second proposer. No reference will be made to the data owned by any other proposer other than that, by inference, it may be concluded that the 50% or 3 g/kg limit has been exceeded. In such cases, every care will be taken to avoid inadvertent release of confidential information.

Background to FAO and WHO specifications for pesticides

FAO specifications

Acting on the recommendations of the FAO Conference on Pesticides in Agriculture¹, which were endorsed at the second session of the FAO Committee of Experts on Pesticides in Agriculture², the Director-General of FAO established an FAO Working Party on the Official Control of Pesticides on 25 July 1963 under the provisions of the statutes of the FAO Committee of Experts on Pesticides in Agriculture.

The purpose and terms of reference of the Working Party were to advise and assist the Director-General on all matters related to the official control of pesticides, and to prepare a model licensing and approval scheme; to provide guidance on efficacy and safety in use and transport; and to produce specifications for pesticides used in agriculture analogous to those prepared by the World Health Organization (WHO) for public health purposes.

The Working Party was subsequently divided into two sections: Section A, to prepare a model scheme for the official control of pesticides and to provide guidance on labelling; and Section B, to prepare specifications for pesticides used in plant protection.

In 1975, The Working Party was renamed the FAO Panel of Experts on Pesticide Specifications, Registration Requirements and Application Standards³. Its purpose and terms of reference were to advise the Director-General on the official control of pesticides, efficient and safe application methodology and biological testing standards, with particular reference to developing and adopting specifications for agricultural pesticides. Section B of the Working Party became the Group on Specifications. In 1989, the Panel of Experts on Prior Informed Consent was amalgamated with the other Groups, to become part of the Panel of Experts on Pesticide Specifications, Registration Requirements, Application Standards and Prior Informed Consent. The Group on Specifications held formal meetings in 1977, 1979, 1981, 1992, 1997 and 1998 and, for many years, has held additional (informal) technical meetings in association with the annual meetings of the Collaborative International Pesticides Analytical Council (CIPAC).

The first edition of the FAO Specifications Manual was published in 1971 as FAO Agricultural Development Paper No. 93. The second, third and fourth editions were published in 1979, 1987 and 1995, as FAO Plant Production and Protection Papers No. 13, No. 85 and No. 128, respectively.

In 1996, a draft plan was prepared by the FAO Group on Specifications, to change the procedures by which specifications were developed and applied. The objectives were (i) to prepare specifications by a formal evaluation procedure that is transparent and analogous to that employed by the FAO/WHO Joint Meeting on Pesticide Residues (JMPR); (ii) to enable JMPR evaluations of pesticide toxicology and residues to be linked to the evaluations of the technical active ingredients; and (iii) to limit the scope of specifications to manufacturers whose technical active ingredients have been evaluated by the Group. Following extensive consultation and comments from interested parties, the procedures were adopted by the FAO Group at formal meetings in October 1998, held in Rome. The new procedures were presented in the fifth edition of the Manual (FAO Plant Production and Protection Paper No. 149, 1999). In addition, the Manual was extensively reorganized. Statements of the aim, applicability, methods and requirements were provided for all specification clauses, which were grouped according to broad characteristics. Similarly, for clarity and ease of comparison, the specification guidelines were grouped according to the general features of the products involved. A Spanish version of the 5th edition of the Manual was made available in 2001.

Specifications developed under the two procedures are superficially similar in appearance but have a very different basis. Specifications developed under the old procedure could be applied to any manufacturer's product. Specifications developed under the new procedure apply only to the products of manufacturers whose data have been evaluated by the Group on Specifications. Prior

¹ FAO. Report of the FAO Conference on Pesticides in Agriculture. Rome, 1962.

² FAO. Report of the Meeting of the FAO Committee of Experts on Pesticides in Agriculture. Rome, 1962.

³ FAO. Report on the 9th Session of the FAO Committee of Experts on Pesticides in Agriculture. Rome, 1975.

to 1999, all specifications were produced in hard copy only. Under the new procedure, specifications are published on the internet and only available in hard copy form on request. Specifications published on the internet are integral with the corresponding evaluations of data, so that users of the specifications can be informed of the data and scientific reasoning which support the specification.

WHO specifications

The WHO Pesticide Evaluation Scheme (WHOPES) was set up in 1960 and remains the only international programme that promotes and co-ordinates the testing and evaluation of pesticides intended for public health uses. The International Code of Conduct on the Distribution and Use of Pesticides¹ constitutes the framework for WHOPES in promoting the safe handling and use, efficacy, cost-effective application and quality control of pesticide products/formulations for public health use. The development of specifications for pesticides and application equipment, for use in international trade and quality control, forms an integral part of the WHOPES programme.

WHOPES functions in close collaboration with national disease and pest control programmes and national pesticide registration authorities, many international and regional organizations and institutions concerned with pesticide management, legislation and regulation, research institutions and with industry.

WHOPES recommendations take account of existing published and unpublished data and are based on consideration of different factors which may influence performance of products for a given application. The recommendations are for global use, but small-scale local testing of the product is necessary to determine performance under specific local conditions and target species.

The global objectives of WHOPES are to:

- facilitate the search for alternative pesticides and application methodologies that are safe and cost-effective; and
- develop and promote policies, strategies and guidelines for the selective and judicious application of pesticides for public health use, and assist and monitor their implementation by Member States.

In its present form, established in 1982, WHOPES comprises a four-phase evaluation and testing programme.

Phase 1. Technical or formulated pesticides are tested for efficacy and persistence using laboratory-bred arthropods. This phase also incorporates a study of cross-resistance with the various classes of pesticides currently available and the establishment of tentative diagnostic concentrations for the detection of vector resistance in the field. Compounds are also evaluated, in close collaboration with appropriate units in WHO, and other international organizations ‡, for their safety for humans and the environment. Minimum laboratory experimentation to allow the confirmation of the basic toxicological and ecotoxicological information available from the manufacturer or other sources, in the light of the particular requirements of WHO, may also be carried out by appropriate WHO collaborating centres.

Phase 2. This phase comprises studies on natural vector populations in the field, on a small scale and under well-controlled conditions, to determine application doses and assess the efficacy and persistence of the pesticide. Where appropriate, the action of products on non-target fauna is verified. Phase 2 is also the first opportunity to document any harmful effects of the product upon operators in a field situation.

Phase 3. WHO, industry and one or more institutions located in disease endemic countries undertake to assess the efficacy of the product on a medium or large scale against a specified disease vector. Phase 3 comprises entomological, safety and, where appropriate, epidemiological evaluation. The institution supplies qualified staff for implementation, while the manufacturer supplies the insecticide and the funds needed for the trial. WHO bears the technical responsibility for the operation and is involved in the field through independent consultants. All three parties participate in drafting the trial protocol in accordance with a pre-established model that needs to

¹ International Code of Conduct on the Distribution and Use of Pesticides, FAO, Rome, 2002. <http://www.fao.org/agriculture/crops/core-themes/theme/pests/pm/code/en/>

be adapted to each situation. The final report is drafted by the institution, which submits it to WHO for evaluation. The report is then submitted to the manufacturer for review.

A scientific committee, the WHOPES Working Group, assists WHOPES in reviewing evaluation reports and assessing current knowledge about products and their intended applications, and makes recommendations to WHOPES on their public health use. The reports of the WHOPES Working Group are issued as WHO documents and are widely distributed¹.

Phase 4. This phase is concerned with the establishment of specifications² for the technical product and the formulations evaluated. Prior to 2002, draft specifications proposed by industry were reviewed by the WHO Expert Advisory Panel on Vector Biology and Control and WHO collaborating centres and were then issued as interim specifications. These were then reviewed every five to six years by the WHO Expert Committee on Vector Biology and Control, which could recommend their publication as full WHO specifications. At its meeting in 1999³, the Expert Committee on Vector Biology and Control recommended harmonization of the specifications development procedures and processes with those of FAO. From 2002, all specifications for technical grade active ingredients and most specifications for formulated products have been developed through the FAO/WHO JMPS, using the new procedure. As in the case of FAO specifications, a transition period permitted completion of specifications already in development under the old procedure.

Under the new procedure, WHO recommendations on use and WHO specifications are restricted to the data package and product evaluated by WHOPES. Where a TC/TK of a subsequent proposer has been found “equivalent” (see chapter 3) and the formulations derived from it meet all criteria of WHO specifications for the reference product, WHO recommendations on use are expected to apply. Any potential differences in safety and efficacy, due to formulation-specific properties, are determined in the small scale field studies described above.

Joint FAO/WHO specifications

In December 1999, the WHO Expert Committee on Vector Biology and Control recommended⁷ that FAO and WHO should use the same definitions nomenclatures, format and supporting methodologies for pesticide specifications. The Committee further recommended that WHO and FAO should develop joint specifications for technical materials (TC) and technical concentrates (TK) for those pesticides used in both public health and agricultural applications. In May 2000, the proposal was recommended for adoption by the FAO Panel of Experts.

In consequence, to facilitate harmonization of specifications development, in 2001, WHO and FAO signed a Memorandum of Understanding to implement the recommendations and to enable the expert committees of FAO and WHO to work together. When working together, the two expert committees are known as the FAO/WHO Joint Meeting on Pesticides Specifications (JMPS) and the first full meeting of the JMPS was held in Rome in June, 2002. In future, it is expected that the expert committees will meet separately only where a specifications issue arises that cannot be resolved by the JMPS.

In 2001, a draft of the ± FAO/WHO Manual was circulated widely by FAO and WHO, with comments invited from industry, member governments and any other interested party. In February 2002, a small drafting group of members of the FAO and WHO expert committees and industry technical experts met in York, UK, to consider all the comments received and to produce a draft for adoption by the JMPS in June 2002.

The 1st edition of the FAO/WHO Manual was published in 2002. It incorporated guidelines for pesticide formulations for public health use, including those for microbial larvicides, together with

¹ Available on request from the Department of Control of Neglected Tropical Diseases, World Health Organization, CH-1211 Geneva 27, Switzerland.

² Specifications for insecticides and for spraying and dusting apparatus were first published by WHO in 1953 and were intended to cover all the principal compounds used in controlling insects of public health importance.

³ Chemistry and Specifications of Pesticides, 16th report of the WHO Expert Committee on Vector Biology and Control. WHO Technical Report Series, 899. WHO, Geneva, 2001.

new guidelines for agricultural pesticides (DC, OD, EG and EP). A Spanish version of the first edition was published in 2004 and a Chinese version was published in 2005.

Revisions of the Manual and their status

The Manual will continue to evolve to reflect experience and continuing scientific and technological developments in pesticides, formulations, product testing, and in data assessment.

In June 2005, a draft supplement to the Manual, containing procedural refinements and clarifications made by the JMPS since publication of the 1st edition of the Manual, together with various other proposals for amendments to the Manual, was considered by the JMPS in Utrecht, The Netherlands. In November 2005, FAO and WHO organized a consultation with members of the JMPS and other experts, in Wädenswil, Switzerland, to consider the comments received and to produce a revised supplement. The 2002 edition of the Manual and the supplement were both long and complex documents and, to avoid the problem of cross-referencing between the two, they were merged to form a revised 1st edition of the Manual. The revision was agreed by JMPS members and, in February 2006, was adopted by FAO and WHO for publication on their websites.

In 2007, it was proposed that amendments to the Manual should be published as addenda to the report of the Open Meeting and that the Manual should be updated every 5 years. Such amendments should be clearly stated because they become a source of reference for JMPS work until the next revision of the Manual.

This approach was based on the JMPR procedure of General Reports each year serving as amendments and additions to procedures until the next edition of the manual.

This revision (2010) has taken into account points reported by the Open and Closed Meetings of 2006 to 2009 and points suggested by JMPS members, CIPAC and industry. The revision is also an opportunity to edit the text and bring it up to date.

The amendments introduced in the 2010 revised Manual are highlighted and the revision is dated. Until a new hard-copy edition of the Manual is published, the 2010 revised Manual will be available only on the internet, in English. ‡ For FAO and WHO purposes, the most recent revision published on the internet has the status of the current working version of the Manual. Any earlier text which differs is superseded. For this reason, wherever practicable, users of translated versions of the 1st edition of the Manual should check the most recent version published on the internet, to ensure that the text they wish to use remains valid.

1. INTRODUCTION

1.1 Scope of specifications

The term “pesticide” is considered to embrace active ingredients in any form, irrespective of whether, or to what extent, they have been formulated for application. The term is usually associated with materials intended to kill or control pests (insecticides, fungicides, herbicides, etc.) but, for the present purposes, it also embraces certain materials to control the behaviour or physiology of pests (e.g. insect repellents and insect growth regulators) or of crops during production or storage.

FAO and WHO specifications apply only to the products of manufacturers whose technical materials have been evaluated as satisfactory by the FAO/WHO Joint Meeting on Pesticide Specifications (JMPS). The corresponding products of other manufacturers must be assessed by the JMPS to ensure that existing FAO/WHO specifications are applicable to them.

The specifications encompass the physical appearance of the material, its content of active ingredient and any relevant impurities, and its physical and chemical properties, and stability in storage.

The specifications do not encompass the chemical characteristics of the formulants, other than where they influence the physical characteristics (which are taken to include characteristics such as pH, acidity and alkalinity). The specifications do not include clauses which define the fundamental properties of the active ingredient and this includes the efficacy of the pesticide. Data on the efficacy of pesticides are not evaluated by the JMPS. FAO specifications for agricultural pesticides are developed only after registration by the manufacturer in one or more countries and the efficacy of these pesticides is usually inferred from this evidence. However, the efficacy of the active ingredient and formulations of public health pesticides will be evaluated in laboratory and field trials by the WHO Pesticide Evaluation Scheme (WHOPES), usually when the WHO/FAO specification for the technical material is developed. WHO specifications for formulations are published, following satisfactory evaluation of safety and efficacy. In special cases, where specifications are required during evaluation of the efficacy of a novel product for public health for example, WHO may introduce an interim specification for a formulation and may also introduce an interim guideline specification for the same purpose.

FAO/WHO specifications are intended for quality assurance and risk management. The evaluation of the hazards and risks associated with pesticides for specifications purposes, is based primarily on the assessment of the national registration authorities, and is carried out by a WHOPES-designated WHO unit or other international organization‡. In the absence of evaluation by bodies such as a national registration authority, JMPR/JECFA or WHO/PCS, WHO/FAO arranges‡ a detailed assessment of original studies before the JMPS proceeds with the development of specifications. An important aspect of the assessment of hazards and risks is to determine the links between (i) the hazard and purity/impurity profile data submitted, and (ii) the purity/impurity profile data submitted and the limits for purity/impurities applied in normal manufacturing production. FAO and WHO recognise that generation of replicate data on all potential/actual hazards by each manufacturer of a pesticide may be unnecessary and ethically undesirable. The lack of direct links in (i), above, does

not preclude development or extension of a specification but proposers are required to disclose the links, or lack of them, to ensure that JMPS recommendations are based upon a properly informed assessment of hazards and risks.

1.2 The JMPS

The JMPS is composed of scientists collectively possessing expert knowledge of the development of specifications. Their opinions and recommendations to FAO/WHO are provided in their individual expert capacities, not as representatives of their countries or organizations. The JMPS is a statutory body of FAO whose Panel Members are appointed by the Director-General. Experts appointed by WHO are drawn from the WHO Panel of Experts on Vector Biology and Control, together with a representative of the WHO/PCS. Representatives of other WHO or FAO units may be invited as members of the secretariat.

FAO and WHO may also invite academic or government experts with special skills or knowledge to attend the JMPS as special advisors.

In addition, industry experts may be invited for either of two purposes. Firstly, they may be invited to provide explanations or additional information in support of specifications proposed by their own company (there is no access to other companies' information or proposals). Secondly, industry scientists with special skills or knowledge of technical issues (not related to a particular company's proposals or specifications) may be invited. Industry experts do not, and the other additional experts may not, participate in drafting the recommendations of the JMPS (see also 2.3).

The primary function of the JMPS is to produce recommendations to FAO and/or WHO on the adoption, extension, modification or withdrawal of specifications.

1.3 Liaison with other international organizations, international conventions and national regulatory authorities

1.3.1 Collaborative International Pesticides Analytical Council (CIPAC) and AOAC International (AOAC)

Wherever practicable, the test methods cited in FAO/WHO specifications should have been evaluated by inter-laboratory trials.

CIPAC and AOAC publish methods of analysis which have been accepted after collaborative testing (which may include peer verification). CIPAC also tests and publishes methods for the determination of physical properties. Methods to be used in support of FAO and WHO specifications may be validated by other organizations but, with few exceptions, the methods currently in use have been produced by CIPAC and AOAC. Methods for determination of the active ingredient or of a physical property, other than those validated by CIPAC or AOAC, are accepted by the JMPS on a case-by-case basis. In cases of dispute, designated referee methods should be used. Where available, those produced by CIPAC and AOAC will normally be considered the referee methods (unless they have been proven inferior to another method).

1.3.2 FAO/WHO Joint Meeting on Pesticide Residues (JMPR)

The principal function of the JMPR is to make recommendations on the acceptable daily intake (ADI), acute reference dose (ARfD) and maximum residue limits (MRLs) for pesticides, to FAO, WHO and the Codex Committee on Pesticide Residues as a contribution to the WHO and FAO activities on food safety.

In its 1999 report, the JMPR proposed that its evaluation of the toxicology and residues of a pesticide should, as far as practicable, be conducted following the development of FAO/WHO specifications for that pesticide. The proposal was accepted by the Codex Committee on Pesticide Residues in 2001. The procedure enables the JMPR to take account of the impurities, especially relevant impurities, in its evaluations. Ideally, the JMPR and JMPS evaluations should be conducted in the same year, because this ensures comparability of data provided and minimises duplication of effort in providing the data. FAO and WHO recognised that it ‡ would take several years to harmonise the JMPS and JMPR agendas for this purpose. Because food safety is the main concern of JMPR, it may not always be possible to align the priorities of JMPR and JMPS, especially for pesticides not used in agriculture.

In its 2005 report, the JMPR requested clarification of JMPS activities in the area of hazard and risk evaluation, to avoid possible duplication of effort. JMPS does not evaluate risks¹ and it does not evaluate hazards of the active ingredient itself. JMPS evaluates toxic and non-toxic hazards: (i) to establish the relevance of impurities; (ii) to assign appropriate limits for relevant impurities; and (iii) to determine the equivalence of technical grade active ingredients produced by different manufacturers, processes, etc. The hazard types assessed vary from case to case. In all cases, the assessments refer only to the products of manufacturers named in the evaluation.

The 2009 FAO Residue Manual² explains the relevance of pesticide specifications for JMPR evaluations. An outline of the procedure for specifications is provided in Chapter 8.2, Safety Assessment of Pesticides. Where specifications for a pesticide are already published, JMPR residue evaluations state which specifications have been established and provide the JMPS reference.

1.3.3 Rotterdam Convention on Prior Informed Consent (PIC)

Existing FAO or WHO specifications for pesticides which are subject to the Rotterdam Convention, or could become subject to the Convention following consideration by the Interim Chemical Review Committee (ICRC), are prioritized for review, and withdrawal if appropriate, by the JMPS. Such specifications may be retained if by changing the formulation, or control of parameters such as the

¹ Although the concentration of a relevant impurity is related to exposure and therefore risks, risks are also application-dependent. So, for the purposes of determining the relevance of an impurity, JMPS considers impurity concentration in the context of its contribution to the overall hazard of a product (chapter 3, section D).

² FAO. 2009. FAO manual on the submission and evaluation of pesticide residues data for the estimation of maximum residue levels in food and feed. Second Edition.

concentration of relevant impurities, the risks - to those handling or using the pesticide, or to the environment - are thereby acceptably reduced.

1.3.4 **Stockholm Convention on Persistent Organic Pollutants (POP)**

Existing FAO or WHO specifications for pesticides which are subject to the Stockholm Convention are prioritized for review and withdrawal by the JMPS, as required.

If a POP compound appears as an impurity or potential impurity in a pesticide, the fact that it is a POP compound is stated and is taken into account in the evaluation.

1.3.5 **International Organization for Standardization (ISO)**

English ISO¹ common names, accepted by ISO, are adopted wherever possible.

1.3.6 **International Nomenclature for Cosmetic Ingredients (INCI)**

The standard names for insect repellents published by INCI are adopted where appropriate.

1.3.7 **Organization for Economic Co-operation and Development (OECD)**

The OECD references FAO and WHO specifications for active ingredients and formulations in its harmonised recommendations for registration.

1.3.8 **United Nations Industrial Development Organization (UNIDO)**

UNIDO co-operates with FAO and WHO in establishing technical specifications for active ingredients and formulations, and uses or recommends the use of such specifications in its technical assistance programmes.

1.3.9 **United Nations Economic and Social Council's Sub-Committee of Experts on The Globally System of Classification and Labelling of Chemicals (UNSCEGHS)**

In the assessment of risks of chemicals to the human health and environment. JMPS applies the UNSCEGHS classification.

1.3.10 **National and regional registration authorities**

As far as practicable and without prejudice to the progress of specifications development by any of the organizations, FAO, WHO and the JMPS seek harmonization of principles and specification requirements with registration authorities. Normally, JMPS bases its evaluation of risks and hazards to the health and environment on the detailed evaluations made by national registration authorities. This cost- and time-efficient approach can be replaced by a full *de novo* evaluation of all data if an up-to-date national registration is not available for the JMPS, for other reasons, recommends this course of action.

The European Community (EC) has harmonized pesticide registration and control systems in member countries and FAO specifications are an important feature of

¹ International Standard ISO 1750 and amendments - Pesticides and other Agrochemicals - Common Names.

the authorization Directives. Specification requirements for agricultural pesticides in various developing countries are also being harmonized with those of FAO.

1.4 Participation by the pesticide industry

1.4.1 Development of specifications

The data on which FAO and WHO specifications are based are provided by the pesticides industry. Pesticide manufacturers are strongly encouraged to submit draft specifications and the supporting data to the JMPS for evaluation. As far as practicable, and where applicable, submissions should coincide with corresponding submissions to the JMPR (1.3.2, above).

1.4.2 WHOPES efficacy data requirements

Data on efficacy provided by industry are assessed by WHOPES in deciding further laboratory and field testing requirements, prior to the development of formulation specifications by the JMPS. Efficacy data are not considered by the JMPS.

1.4.3 Changes affecting specifications after adoption by FAO and WHO

It is the responsibility of industry to inform FAO and/or WHO of any changes in manufacturing process which could affect the validity of specifications, and of any changes in manufacturer's name or contact address. Such changes in manufacturing process should be evaluated by the JMPS. Failure to provide this information may lead to withdrawal of the specification.

1.4.4 Development of specification guidelines and principles

Industry is strongly encouraged to prepare draft guideline specifications for new formulation types for consideration by the JMPS. Comments on, or suggested amendments to, proposed or existing guidelines may come from industry, experts participating in the JMPS or any other interested party. Guidelines are kept under review by the JMPS. Guidelines and related matters are normally considered at open meetings (see glossary of terms, Appendix C) of the JMPS but are adopted by a closed meeting. As part of a continuing process by FAO and WHO to consider specification principles, representatives of all pesticide manufacturers are strongly encouraged to participate in open meetings of the JMPS. Industry groups (for example, CropLife International and the European Crop Care Association, ECCA) may be invited to provide technical experts as advisers to special consultation sessions of the JMPS, to facilitate a fully informed deliberation of issues. Industry experts are not involved in preparing JMPS recommendations to FAO and WHO.

1.5 Purpose and use of specifications

1.5.1 Purpose

In general, specifications may be used:

- (i) as part of a contract of sale, so that a buyer may purchase a pesticide with some guarantee of the quality expected; and

- (ii) by the competent authority to check that the quality of the formulation on the market is the same as that registered.

FAO/WHO specifications are intended to enhance confidence in the purchase and use of pesticides and thus to contribute to human and environmental safety, as well as to more sustainable agricultural production and improved public health. FAO/WHO specifications may be used by national authorities as an international point of reference but are not intended to replace national or international registration requirements.

1.5.2 Requirements

In order to characterize a pesticide, it is necessary to be able to determine its composition and chemical and physical properties.

It is clearly not practicable to test all possible chemical and physical properties. The parameters critically related to identity and quality are identified and limits for these parameters selected to form the basis of a specification. A specification should be brief but it must be unambiguous and supported by appropriate test methods to determine whether the material conforms with the limits established. The specification itself does not define biological efficacy nor give information on hazards but this type of information (e.g. flash point, explosive properties) may accompany a specification, even though it does not form a part of the specification.

1.5.3 Basis of contract

A specification may be used as part of a contract of sale, to ensure delivery of good quality pesticides.

Pesticides should continue to be fit for use after storage for at least two years in the unopened, original containers, provided that (i) they have not been unduly exposed to extremes of temperature, humidity and/or light; (ii) that labels (for example, prepared according to FAO labelling guidelines¹) do not indicate a shorter shelf-life; and (iii) that any special instructions from the manufacturer have been followed.

1.5.4 Official control of pesticides

Where appropriate, FAO and WHO specifications should be linked to registration requirements so that they can also be used in the official control of pesticides, to ensure as far as possible that the quality of the pesticide supplied is the same as that registered. The guidelines provided in this Manual may also be used as a framework of criteria and/or parameters for the assessment of technical or formulated pesticides for which FAO or WHO specifications either do not exist or have not yet been assessed by the JMPS as being applicable to the products of a particular manufacturer.

Ultimately the competent authorities decide whether or not a particular pesticide shall be used in their country.

¹ Food and Agriculture Organization (1995). Guidelines on Good Labelling Practice (Revised). Rome.

WHOPES recommendations on the use of public health pesticides expedite the local registration of products to be used for the control of vectors and pest of public health importance and minimize requirements for local testing of products that have given satisfactory results in similar circumstances. Reports of WHOPES evaluations of public health pesticides are available on request from the address given in section 1.6.

1.5.5 Role of specifications in the world market

Harmonization of relevant national and/or international standards through the use of FAO and WHO specifications should facilitate world trade in pesticides.

FAO and WHO specifications are designed to reflect generally acceptable product standards. The specifications provide an international point of reference against which products can be judged, either for regulatory purposes or in commercial dealings, and thus help to prevent the trading of inferior products. They define the essential chemical and physical properties that may be linked to the efficacy and safe use of a product.

1.6 Access to FAO and WHO specifications

Users of specifications are advised that these are subject to a continuing process of up-dating and that it is essential that only the most recent version is used. In case of doubt, confirmation of the most recent version may be obtained from FAO or WHO.

Copies of current FAO specifications may be obtained from the Sales & Marketing Group, FAO, Viale delle Terme di Caracalla, 00100 Rome, Italy.

fax: ++39-06-5705-3360

e-mail: publications-sales@fao.org

web site: <http://www.fao.org/catalog/interact/order-e.htm>

Or accessed at: <http://www.fao.org/agriculture/crops/core-themes/theme/pests/pm/jmps/en/>

Copies of current WHO specifications may be obtained from the WHO Pesticide Evaluation Scheme, Control of Neglected Tropical Diseases, World Health Organization, 1211 Geneva 27, Switzerland.

fax: ++41 22 791 4869

e-mail: whopescdsdoc@who.int

Or accessed at: <http://www.who.int/whopes/quality/>

2. THE PROCESS OF DEVELOPING FAO/WHO SPECIFICATIONS

2.1 Categories of specification and their status

Prior to 1999, three categories of FAO specifications (tentative, provisional and full) were developed¹, differing in the CIPAC/AOAC status of the analytical methods for the active ingredient. Following a transition period, 1999-2000, only full specifications were adopted, using new procedures² similar to those presented in this Manual. From 2002, full specifications have been adopted according to the procedures given in this Manual.

Prior to the introduction of this manual, two categories of WHO specifications (interim and full) were developed. The difference in status reflected the extent of peer review of the specifications and the extent of validation of the analytical and physical test methods required to support the specifications. From 2002, WHO has normally developed only full specifications under the new procedure. Exceptionally, where there is an urgent public health requirement and on a case-by-case basis, WHO may develop a time-limited interim specification, if the validation of the methods is in progress but incomplete.

The specifications developed by both organizations under the old procedures remain in force until they are reviewed ‡. Priorities for review are given in Section 3.5 of this Manual.

Specifications prepared according to the earlier procedures were applied to all products which were nominally similar. That is, for a defined active ingredient, the specification applied to all products containing that active ingredient, providing they were of the appropriate formulation type. However, under the “new” procedures the FAO and WHO specifications do not apply to nominally similar products of other manufacturers, nor to those where the active ingredient is produced by other routes by the same manufacturer. The scope of these new specifications may be extended to similar products when the JMPS is satisfied that the additional products are equivalent to those which formed the basis of the reference specification (see glossary, Appendix C).

A specification published under the new procedure normally supersedes and cancels any earlier specification for the material involved. Under the new procedure, only manufacturers who have submitted a data package and specification (which have then been evaluated as acceptable) in accordance with current JMPS procedures, may claim that their material complies with the specification. Materials from other manufacturers may no longer comply, even if their products met the requirements of the superseded specification because, without a detailed evaluation of information provided by the other manufacturers, FAO/WHO cannot know that the specification is appropriate to them. Under Article 6.2.4 of the FAO International Code of Conduct on the Distribution and Use of Pesticides (2002)³, the pesticide industry is expected to ensure that active ingredients and formulated products conform to the appropriate FAO and WHO

¹ Manual on the Development and Use of FAO Specifications for Plant Protection Products, 4th Edition, FAO Plant Production and Protection Paper 128, FAO, Rome, 1995.

² Manual on the Development and Use of FAO Specifications for Plant Protection Products, 5th Edition, FAO Plant Production and Protection Paper 149, FAO, Rome, 1999.

³ International Code of Conduct on the Distribution and Use of Pesticides, FAO, Rome, 2002. <http://www.fao.org/agriculture/crops/core-themes/theme/pests/pm/code/en/>

2. The process of developing specifications, continued

specifications. Therefore manufacturers who have not provided data packages and specifications to the JMPS under the new procedure should do so at the earliest opportunity, for assessment of equivalence (Section 3.2).

2.2 Submission of proposals and data

Proposals for inclusion of specifications for an active ingredient and/or its formulations in the JMPS schedule must be sent to FAO or WHO, or both if appropriate¹. Requests for inclusion in the JMPS future work program must include the list of studies supporting the proposed data submission.

Where two or more manufacturers seek specifications for the same active ingredient in the same year, they are encouraged to form a task force. Such a task force may be able to harmonize the proposed specification limits, test methods requirements, etc., while preserving data confidentiality for all task force members, before making detailed submissions to the JMPS, thus simplifying and speeding up completion of the specifications. Formation of a task force is not mandatory. If manufacturers are unwilling or unable to work together, independent submissions may be made.

Detailed submissions of proposed specifications and supporting data should be submitted to FAO and/or WHO, as appropriate, according to the timetable outlined in Section 2.5.

To facilitate communication, subsequent dialogue and information exchange may occur between the proposer and the designated evaluator but all such communications must be copied, or recorded if verbal, to FAO and/or WHO.

2.3 Meetings and functions of the JMPS

FAO and WHO will organize, annually, open and closed meetings of the JMPS. Open meetings can be attended by anyone and are intended for discussion of specifications principles, new guidelines, amendments to the Manual, and so on. Closed meetings are restricted to JMPS members, and others invited by FAO/WHO, because they involve consideration of commercially confidential information. Details are given in the glossary. Prior to these meetings, draft or revised specifications, together with the supporting data, will be evaluated by experts participating in the JMPS, as designated by FAO and/or WHO.

The overall purposes of the annual meetings are:

- to evaluate and confirm (or reject) new and revised specifications and to resolve issues or evaluations in dispute;
- to update and prepare the agenda of the JMPS for the following 3 years, taking into account any developments or emergent information which may necessitate changes in priority; and

¹ Correspondence, clearly marked "Confidential" if confidential information is included, should be addressed, as required, to:

The Senior Officer (Pesticide Management Group), Plant Production and Protection Division, FAO, Viale delle Terme di Caracalla, 00100 Rome, Italy. Fax ++3906-5705-6347.

WHO Pesticide Evaluation Scheme (WHOPES), Control of Neglected Tropical Diseases, World Health Organization, 1211 Geneva 27, Switzerland. Fax: ++41 22 791 4869.

Grey shading = new/revised or deleted [±] text or numbers in second revision (Nov 2010).

to advise FAO and WHO on specifications, relevant policy and procedures.

In open meetings (see glossary) the JMPS will consider issues of general importance to specifications and, in doing so, will seek the views of all interested parties.

In closed meetings, (see glossary) the JMPS will consider:

- (i) evaluations and proposed specifications, involving commercially confidential data;
- (ii) changes in technical requirements for, and policy on, specifications;
- (iii) priorities for review of specifications in the forthcoming three years (see section 3.6);

and make appropriate recommendations to FAO and/or WHO.

If required, additional experts from academia, government and/or industry may be invited by FAO/WHO to attend certain sessions of the closed meetings, to provide information or opinion on problematic or contentious issues. All additional experts will be required to respect the confidentiality of the information and discussions, and to sign a declaration of conflict of interest, but their periods of attendance will be restricted to ensure that confidentiality of commercial information is strictly maintained. Industry experts will not, and the other additional experts may not, be permitted to participate in the development of final recommendations by the appointed experts.

2.4 Confidentiality of Information

FAO and WHO will maintain the confidentiality of all confidential information provided in support of proposed specifications¹. By means of a letter of access provided by the proposer, FAO and/or WHO will seek, as a minimum, to establish that the data provided on purity and impurities are similar to those provided to one or more registration authorities in countries in which the proposer indicates that the pesticide is registered. Additional facts about the active ingredient or formulation will be sought only from the proposer. A specification will not be published without agreement between the proposers, the JMPS and FAO/WHO on the content but, irrespective of agreement on the specification, the JMPS evaluation will be published on the internet by FAO, WHO or both.

The manufacturing process and analytical data on the impurity profile of the technical grade active ingredient (excluding identity and analytical methods for relevant impurities) are always regarded as confidential. In the unusual cases where information on the ingredients and processes involved in preparing formulations is required, this information will also be regarded as confidential. Previously unpublished information which will appear in the published evaluation is regarded as confidential until the evaluation is published. Unpublished confidential reports or correspondence, containing information evaluated by the JMPS, will be treated as confidential but will normally be referenced in the evaluation, to provide an audit trail of decisions.

¹ A statement of the procedures for handling unpublished proprietary pesticide data and potential conflicts of interest in the development of pesticide specifications by the FAO/WHO Joint Meeting on Pesticide Specifications (JMPS) is provided on page ii.

2. The process of developing specifications, continued

2.5 Timetable and principles for the development of specifications^{1,2}

The procedure and deadlines are scheduled with reference to the annual FAO/WHO JMPS.

- (i) In January, FAO and WHO will publish trawls³ for pesticides to be included in the next 3-year programme of the JMPS and announce the dates of the following JMPS meeting. Intending proposers may request inclusion of new or revised specifications, by writing to FAO and/or WHO, at any time (See also 2.2). Prior to each meeting, FAO and WHO will provide the JMPS with a summary of the requests received. Submission of a request will not guarantee its inclusion in the 3-year programme but the JMPS will consider as many requests as practicable.

Actor	Task	Dead-line
JMPS	Trawl for proposals	January
Proposers	Proposal	Any time
JMPS	Publication of 3-year programme of work	30 June
Proposer	Draft specification & supporting information	30 Sept
FAO/WHO	Nomination of evaluator and peer reviewer	14 Oct
Evaluator	Request for additional information if needed	31 Dec
Proposer	Provision of additional information requested	28 Feb
Evaluator, Proposer	Discussion on any open questions	30 April
Evaluator	Sending of draft specification, evaluation and appraisal to the proposer, FAO/WHO, peer reviewer	30 April
Peer reviewer	Comments and proposals to FAO and WHO	15 May
Proposer	Raising the points of contention in the evaluation to FAO/WHO, who will dispatch the notion immediately to the evaluator	3 weeks before JMPS
JMPS	Discussion and decision of the proposal; eventual request of further information from the proposer	1 st week of June
Proposer	Provision of additional information	Agreed at JMPS
Evaluator	Complete comparison tables (from training manual) for equivalence determinations	At JMPS
FAO/WHO	Publication of the specification	31 Dec

- (ii) Following publication of the 3-year programme, proposers will be required to provide draft specifications and the supporting data outlined in Sections 3.1 or 3.2. Proposers who are unable to provide the data required to support

¹ Correspondence, clearly marked "Confidential" if confidential information is included, should be addressed, as required, to:

The Senior Officer (Pesticide Management Group), Plant Production and Protection Division, FAO, Viale delle Terme di Caracalla, 00100 Rome, Italy. Fax ++3906-5705-6347.

WHO Pesticide Evaluation Scheme (WHOPES), Control of Neglected Tropical Diseases, World Health Organization, 1211 Geneva 27, Switzerland. Fax: ++41 22 791 4869.

² Attendance at closed meetings of the JMPS is at the express invitation of FAO or WHO, only. Attendance at the open meetings is open to all who wish to attend.

³ Trawls will be published on the internet (<http://www.fao.org/ag/agp/agpp/pesticid> and <http://www.who.int/whopes/quality/>) and in relevant publications such as Farm Chemicals, Agrow, Pesticide Outlook, etc.

specifications, within the timetable given in paragraphs (iii) and (vi) below, must notify FAO and/or WHO as soon as possible, so that the programme may be adjusted accordingly. Where a pesticide is withdrawn from the 3-year programme, an alternative pesticide may be brought forward by FAO and WHO.

- (iii) Proposers should submit draft specifications and supporting information to FAO or WHO, as appropriate, by 30 September. One printed copy of the supporting information and draft specification should be submitted, together with an electronic version, using templates available on the FAO¹ and WHO² websites. ‡ The guideline specifications provided in this manual must be used. If appropriate guidelines do not exist, proposers should refer to Section 1.4.4. The proposer must confirm whether or not the proposer's data differ from those submitted to WHO, the FAO/WHO JMPR or the registration authorities in the country which the proposer uses as the support of the FAO/WHO specification‡; and that all relevant information is included in the proposal.
- (iv) On receipt of the draft specification(s) and supporting information for a pesticide, FAO or WHO will allocate it to an expert participating in the JMPS, for preliminary evaluation.
- (v) If the toxicological and/or ecotoxicological data provided are identical to those submitted to WHO, or the FAO/WHO JMPR, JECFA, their evaluations of the hazards and risks will normally be incorporated into the JMPS evaluation. If the impurity, toxicological and/or ecotoxicological data are identical to those submitted to national authorities for the purposes of registration, registration of the active ingredient and formulations will normally be interpreted by the JMPS as acceptability of the hazards and risks. Registration authorities may be contacted for confirmation of the similarity of the impurity, toxicological or ecotoxicological data, utilizing the proposer's letter authorizing access to the proprietary information. Where the data submitted to JMPS differ from those evaluated by the other organizations, the proposer will be asked for an explanation. Where no national, JMPR/JECFA or WHO evaluation is available, a full assessment of the toxicological and ecotoxicological data will be organized by FAO/WHO before proceeding with the JMPS evaluation. ‡

An important aspect of the assessment of hazards and risks is to determine the links between (i) the hazard and purity/impurity profile data submitted, and (ii) the purity/impurity profile data submitted and the limits for purity/impurities applied in normal manufacturing production. FAO and WHO recognise that generation of replicate data on all potential/actual hazards by each manufacturer of a pesticide may be unnecessary and ethically undesirable. The lack of direct links in (i), above, does not preclude development or extension of a specification but proposers are required to disclose the links, or lack of them, to ensure that JMPS recommendations are based upon a properly informed assessment of hazards and risks.

¹ <http://www.fao.org/agriculture/crops/core-themes/theme/pests/pm/jmps/manual/en/>

² http://www.who.int/whopes/quality/en/Proposer_data_entry_form_July09.pdf

2. The process of developing specifications, continued

- (vi) The proposer should be notified of additional information required, if any, by 31 December.
- (vii) The proposer should send additional information, as requested, to the evaluator and FAO/WHO by 28 February, if the proposal and corresponding evaluation are to be considered at the next meeting of the JMPS. The evaluator should send any questions, as soon as they arise, to the company for resolution before the meeting if possible. All communications between the evaluator and proposer, related to the proposal under consideration, will be copied, or reported, to FAO/WHO.
- (viii) The evaluator should consider the information provided and send a completed evaluation to FAO/WHO by 30 April, for circulation to the proposer and the experts participating in the JMPS.
- (ix) The evaluator should send the evaluation and draft appraisal to the assigned peer reviewer by 30 April. It is not necessary to provide the original data to the peer reviewer. The reviewed documents should be returned to the evaluator and FAO or WHO by mid May.
- (x) The peer reviewer should read the draft specifications, evaluation and appraisal and provide comments back to the author.
- The peer reviewer should check;
- if wording in the specifications agrees with wording in the Manual;
 - if values for the physical properties of the formulations are reasonable;
 - if adequate and systematic information is recorded in the data summary tables of physical and chemical properties, toxicology and ecotoxicology;
 - if all necessary analytical and test methods are provided and validation is adequate;
 - if anything is missing, e.g. a required physical property, a required specification or study references; and
 - if the recommendations and appraisal are consistent with the summarised data.
- The peer reviewer should also draw to the attention of the author any other point that does not make sense, e.g. references in the reference list that do not appear in the text or tables.
- (xi) Proposers who disagree with a draft evaluation, or who wish to present additional supporting data, should provide FAO/WHO with appropriate information at least 3 weeks before the meeting at which the evaluation is to be considered. FAO/WHO will send this information immediately to the evaluator.
- (xii) The procedure for considering evaluations at meetings of the JMPS will be:-
- a presentation by the evaluator and consideration by the JMPS;
 - followed, where the draft evaluation is disputed or input by the proposer is requested, by presentation of a case by the proposer and consideration by the JMPS;
 - followed by withdrawal of the proposer and consideration of the final JMPS recommendation.

2. The process of developing specifications, continued

Post-meeting amendments involving anticipated subsequent responses from the proposer will be accepted for incorporation into the evaluation report. Depending upon the number and complexity of minor changes, the JMPS may recommend post-meeting circulation of the final draft evaluation and/or specifications, to ensure maintenance of agreement between the experts. Major changes, or unexpected and important emergent information from the proposer, will require that the submission is reconsidered by a future meeting.

Where the JMPS considers draft or revised specifications prepared by multiple proposers for the same pesticide, the proposers may address the JMPS individually or together, according to the proposers' preference.

- (xiii) If the JMPS is unable to reach a consensus, the proposer will be asked to provide data to resolve the outstanding issue(s), within a specified time. Following a recommendation to reject a proposed specification, a specification redrafted by the proposer may be considered at the next meeting, depending upon the priorities (see Section 3.6) and work load of the JMPS.
- (xiv) The basis for recommendations to accept or reject specifications will be recorded in the evaluation.
- (xv) The proposer(s) will be identified in the evaluation (see Section 3.4), which will be cross-referenced with the specification(s).
- (xvi) The specifications do not apply to the active ingredients or formulations of other manufacturers, nor to those produced by different processes, unless these have been evaluated as equivalent (see Section 3.2.E). If the proposer subsequently changes the manufacturing process significantly, re-evaluation by the JMPS will be required to ensure compliance with the specification. Changes in manufacturing process which would be considered significant can be identified in accordance with the test for equivalence described in section 3.2 of this Manual. The primary specification may be modified to accommodate the additional products, or those produced by the different process, depending upon the outcome of the JMPS evaluation. The reference profile of impurities will normally remain that associated with the specification as initially adopted.

2.6 Publication of specifications

Specifications, and the corresponding evaluations, will be published only on the internet. It is intended that publication of the evaluation should be within the calendar year of the meeting at which the specifications were considered by the JMPS. Specifications (dated with month and year) will either be published at the same time or, where appropriate, upon acceptable validation/adoption of the supporting test methods. Only the latest versions of specifications will be available but all evaluations will be made available. Specifications and evaluations will normally be published as a single, two-part document.

The evaluations provide the evidence and rationale upon which JMPS recommendations were based. They do not contain confidential information but

decisions based on such information are explained as fully as possible whilst maintaining confidentiality.

The content of evaluation reports, and the nature and style of publications, will be determined by FAO and WHO. Proposers and the owners of data will normally be identified in evaluations. Proposers will not normally be identified in specifications but will be identified, indirectly, by reference to the evaluation. Exceptionally and at the discretion of FAO or WHO, a proposer may be identified in a footnote to a specification, if it is necessary to clarify which specification applies (or does not apply) to that proposer.

Specifications developed under the old procedures remain valid until, following review by the JMPS, they are withdrawn by FAO and/or WHO (i.e. they are no longer accessible on the internet). Withdrawn specifications have no status as FAO or WHO specifications and their use for regulatory purposes is strongly discouraged.

Methods of analysis are published in CIPAC Handbooks,¹ or the AOAC Handbook² and Journal, and physical test methods are published in the CIPAC Handbooks. Methods in support of WHO specifications developed under the previous procedure are attached to the specifications.

2.7 Review of specifications

Specifications will be reviewed at intervals, according to the priorities outlined in section 3.6 of this Manual. FAO and WHO will prepare a programme for review of all published specifications, which will be considered by the JMPS. As one of their responsibilities of product stewardship, and as a condition for maintaining an FAO or WHO specification, proposers must inform FAO/WHO of changes in the manufacturing process which have implications for the existing specification, and of changes in company name or address.

Specifications are published on the basis that information on the manufacturing process (confidential), impurity profiles (confidential), the hazard data available to FAO/WHO, and the manufacturer's name and address remain valid. Proposers have a responsibility to inform FAO/WHO of changes in this information. Where the validity of this information is in doubt, the specification(s) may be scheduled for review by the JMPS. The manufacturer of a product evaluated by WHOPES, and based upon which evaluation the WHO recommendations for use and specifications have been developed, should notify WHO of any changes to the manufacturing process, formulation characteristics and/or formulants that could require re-evaluation of the product and/or review of the specification. Proposers may also request review of specifications.

Specifications under review must be supported by the data indicated in Sections 3.1 or 3.2 of this Manual (as appropriate).

¹ Obtainable from Marston Book Services Ltd, 160 Milton Park, Abingdon, Oxfordshire OX14 4SD, U.K. (tel +44 1235 465500, fax +44 1235 465556, e-mail direct.orders@marston.co.uk).

² Official Methods of Analysis, 18th edition. Obtainable from AOAC International, Wachovia Bank Lockbox, P.O. Box 7517, Baltimore, Maryland 21275-5198, USA. (tel +1 301 924 7077, fax +1 301-924-7087, e-mail: fulfillment@aoac.org, website: <http://www.aoac.org>).

2. The process of developing specifications, continued

The JMPS will then:

- (i) confirm that the existing specification is suitable, or
- (ii) recommend an amended specification, or
- (iii) recommend that the specification be withdrawn.

Where national authorities find it necessary to adapt FAO or WHO specifications, FAO and WHO should be informed by the proposer, or the authority, of the changes made and the reasons for them. Such modified specifications cannot be considered to be FAO/WHO specifications but information supporting the changes will assist revisions of the specifications by the JMPS.

Comments and further information relating to specifications are welcomed by FAO and WHO. Proposals for modification of specifications should be supported by evidence to show that the change is pertinent to maintaining or improving the quality/performance, or to reducing the risks, of the technical grade active ingredient or formulation.

2.8 Overview of information required for specifications

The following information should be submitted.

- (i) The name, address and contact point of the proposer(s) of the specification.
- (ii) Either the draft new specification or a statement of the specification to be extended.
- (iii) Either the information described in section 3.1, to support a new specification, or the information described in section 3.2, to support the extension of an existing specification.
- (iv) If the proposal is for joint FAO/WHO specifications, the proposer must state whether or not the materials used for both areas of application are similar and, unless different formulation specifications are proposed, that the specifications for the formulations are applicable to both agricultural and public health uses.
- (v) Any other relevant information likely to help the JMPS to make sound recommendations.

All clauses in the draft specification should be presented in a standard form (see sections 5 to 9 of this Manual).

2.9 Acceptability of analytical and physical test methods

Analytical methods, supporting FAO and WHO specifications, for the determination of active ingredients in technical and formulated pesticides must be collaboratively tested and approved by CIPAC or AOAC¹.

Analytical methods for the determination of relevant impurities or stabilizers and other additives included in the specification, or for the determination of isomer ratio as part of an identity test, must be peer (independent laboratory) validated

¹ Methods produced by alternative organizations may be accepted on a case-by-case basis.

(e.g. by the AOAC peer verified methods procedure), as a minimum. Peer-validation data should be submitted to AOAC or CIPAC to support adoption of the method. If the validation data have not yet been considered by AOAC or CIPAC, FAO/WHO may request submission of the data for preliminary review.

Where collaborative study, or peer validation, of the method of analysis is still in progress at the date of submitting the proposal, the estimated date of completion must be provided. Specifications will not normally be published prior to the completion of validation of the methods and, if the validation is unlikely to be completed before the next closed meeting of the JMPS, consideration of the proposal may be postponed.

Test methods for physical properties may be validated by CIPAC or ASTM, or according to the requirements of OECD or EC, or, where appropriate, by equivalent pharmaceutical organizations. References to physical test methods in this Manual are prefixed "MT" for CIPAC methods, "EC" for European Community methods, or with the complete acronym for OECD or ASTM methods. These methods may be regarded as definitive as, in many cases, the physical property is defined by the method of measurement. Where more than one method is available, a referee method must be designated. Where a method is specified that has not been adopted by CIPAC, the specification should also define the property as measured by the most appropriate CIPAC method, if there is one. Unless it is considered to have been superseded, the CIPAC method will normally be considered the referee method.

Validation requirements for methods which determine unstable physical properties¹, which are not amenable to validation by collaborative study, are currently under consideration by CIPAC. Until defined by CIPAC, or equivalent, the validation requirements will be determined by FAO/WHO on a case-by-case basis. It should be noted that CIPAC currently decides on a case by case basis on the validation of methods for unstable properties (e.g. viscosity of non-Newtonian fluids) or methods which cannot be properly validated like pH.

Although the level of acceptance of methods within the CIPAC or AOAC systems is not completely critical, preference will be given to "full" or "final action" methods and the methods should normally have achieved a minimum of "provisional" or "first action" status. In addition to the emergence of new information on the active ingredient or the specifications, review of an existing specification may be triggered by revocation of the CIPAC/AOAC status of a method.

¹ For example, the distribution of active ingredient in/on slow- or controlled-release products is intended to change with time, temperature and so on. As these conditions are difficult or impossible to control during the distribution of samples for an inter-laboratory validation study, the results may reflect uncontrolled variations in the test parameter more than variations which are inherent in the test method.

3. DATA REQUIREMENTS AND PROCEDURES FOR DEVELOPMENT OF FAO/WHO SPECIFICATIONS

3.1 Minimum data requirements for support of the reference ‡ specification for an active ingredient

General notes:

- (i) *An electronic template, to assist proposers assemble and submit the data required, is available from FAO or WHO‡. Proposed specifications for TC/TK, and all formulation types involved, should be submitted in the form presented in the Manual. ‡*

A proposer data entry form is available at:

WHO: http://www.who.int/whopes/quality/en/Proposer_data_entry_form_July09.pdf

FAO: <http://www.fao.org/agriculture/crops/core-themes/theme/pests/pm/jmps/manual/en/>

- (ii) *In general, studies which fulfil the requirements of modern national registration systems will meet the needs for the development of FAO and WHO specifications.*
- (iii) *In cases where the technical material (TC) is not isolated, the data and information in paragraphs A.4 to A.10 and C1 to C5 may be derived from the technical concentrate (TK).*
- (iv) *The requirements of section 3.1 will apply in most cases. Exceptionally, where a proposer believes that a requirement is not appropriate to the proposed specification, or that additional information should be considered by the JMPS, the proposer must submit a reasoned case to support this opinion. In such a case, further progress of the proposed specification will depend on agreement (between the JMPS and the proposer) on the data required for evaluation.*
- (v) *Data submitted will be maintained on confidential files by FAO and/or WHO, for future determination of equivalence, as required, but the data remain the property of the proposer.*
- (vi) *Except for studies on the physical and chemical properties of active ingredient, original study reports will not normally be required, unless the evaluator or the JMPS are unable to resolve a particular issue without the information. However, the study report source of data should be summarized in the form of study number, author, year, title, report number and company conducting the study, to allow ease of reference between the proposer and FAO/WHO. Original study reports on the physical and chemical properties of active ingredient are required, and should be provided in the dossier for the evaluator. ‡.*
- (vii) *If certain data are not available, or if the proposer believes that the specifications must deviate from the guidelines presented in the Manual, the proposer should provide a written explanation or supporting case. Such explanations or cases should be brief, simple and clear.*
- (viii) *To introduce a new formulation specification where the proposer's TC/TK specification has already been accepted, or where a formulator utilizes a TC/TK produced by a manufacturer whose specification has already been accepted, it is not necessary to resubmit (or submit) the complete dossier identified below. In the latter case, the formulator must declare the source of the TC/TK and provide an undertakings (i) that it is the sole source; and (ii) that if an alternative source is subsequently utilized, FAO and/or WHO will be notified immediately. Where a complete dossier is thus considered unnecessary, the proposed specification should be submitted, together with any necessary justification for deviations from the guideline specification.*
- (ix) *The absence of an agreed and published specification guideline does not preclude submission of a proposed specification. FAO and WHO wish to encourage the development of novel formulations which address pest control problems. Guidelines will not exist for unique formulation types and, in such cases, the manufacturer must define the critical characteristics and provide suitably validated test methods for measurement of the appropriate parameters.*

A. Data requirements for pure and technical grade active ingredients (TC/TK)

A.1 Identity of the active ingredient

ISO English (E-ISO) common name (and its status if not yet accepted) or INCI name (if appropriate).

Any other common name or synonym.

Chemical name (IUPAC and CA).

CAS No. (for each isomer or the mixture of isomers, if appropriate).

CIPAC No.

Structural formula(e) (including stereochemistry of the active isomers, if appropriate and if known).

Isomeric composition, if appropriate.

Molecular formula.

Relative molecular mass.

A.2 Physical and chemical properties of the active ingredient (and the methods and conditions used to generate these data).

Where the active ingredient is a mixture of diastereoisomers, physical and chemical data for each diastereoisomer should be submitted, if available. Where the biologically active moiety is formed from the active ingredient, physical and chemical data should also be submitted for the active moiety, if available. ‡

Studies and data for pure active ingredient (equivalent in purity to analytical standard purity) are required for:

vapour pressure;

melting point; ‡

temperature of decomposition;

solubility in water;

octanol : water partition coefficient;

dissociation characteristics, if appropriate;

hydrolysis, photolysis and other degradation characteristics.

Studies and data for technical grade active ingredient are required for:

☐ melting point (active ingredients that are solids above 0 °C).

Studies and data for solubility in organic solvents at room temperature are required for pure or technical grade active ingredient.

[Notes to paragraph A2 that relate to equivalence determination have been moved to Section 3.2.]

A3 **Outline of the route of manufacture**, summarizing the conditions and solvents employed (confidential information).

A.4 **Minimum active ingredient content.**

A.5 **Manufacturing maximum limits for impurities** present at or above 1 g/kg, supported by **batch analysis data** (minimum 5 typical batches)(all confidential data). Recent 5-batch studies are required to be GLP studies.

If the manufacturing process is conducted at more than one site, 5 batch analytical data should be provided from at least two sites representing typical extremes of impurity profile. The \pm basis for the manufacturing limits should be explained (for example: maximum level found in practice; average plus 3 standard deviations of levels found in practice; etc.). Proposed relevant impurities¹ present at or above 1 g/kg must be identified in the submission. Typically the unidentified and/or unaccountable fraction of the TC/TK should not exceed 20 g/kg (confidential information, except for the published specification limits for relevant impurities).

A.6 **Manufacturing maximum limits for impurities proposed as relevant at < 1 g/kg.**

Maximum limits for these impurities should also be supported with batch analytical data (minimum 5 typical batches) and the proposer should state the \pm basis for the manufacturing limits (confidential information).

A.7 **Information on relevant impurities**, with explanations of the effects observed (for example, toxicological effects, or effects on the stability of the active ingredient).

Limits set by the FAO/WHO Joint Meeting on Pesticide Residues (JMPR) and/or registration authorities should accompany this information, identifying the authority responsible for setting the limit.

Note to paragraphs A.6 and A.7.

(i) *Relevant impurities must be included in the specification but other impurities (including isomers of low activity) must not be included.*

A.8 **Identity and nominal content (g/kg) of compounds intentionally added to the TC/TK** (confidential data).

A.9 **Toxicological summaries** (including test conditions and results)

A.9.1 Toxicological profile of the TC/TK based on acute oral, dermal and inhalation toxicity; skin and eye irritation, skin sensitization.

A.9.2 Toxicological profile of the TC/TK based on repeated administration (from sub-acute to chronic) and studies such as

¹ Relevant impurities are defined in the Glossary, Appendix C.

3. Data requirements and procedures, continued

reproductive and developmental toxicity, genotoxicity, carcinogenicity, etc.

- A.9.3 Ecotoxicological profile of the TC/TK based on toxicity to aquatic and terrestrial organisms (e.g. fish, *Daphnia*, algae, birds, bees), as appropriate to the intended use, and information of persistence.

A.10 Other information

- A.10.1 WHO classification by hazard~~±~~.

- A.10.2 References to JMPR evaluations for toxicology, environmental fate and ecotoxicology should be given, where these exist. The toxicological and ecotoxicological data supplied to the JMPR for evaluation should be cross-referenced to the batch analysis data of the technical materials used in those studies.

- A.10.3 A letter of authorization (see Appendix I) granting competent FAO/WHO and registration authorities access to registration data on behalf of FAO/WHO. This is to enable FAO/WHO to assess whether or not:

- (i) the technical material for which an FAO/WHO specification is proposed is equivalent to that registered by the authority, as assessed by a comparison between the data submitted to FAO/WHO and those submitted for registration; or
- (ii) a decision that technical materials from different manufacturers are equivalent was based on data similar to those provided to FAO/WHO.

If the data are known to differ from those submitted by the proposer for registration, explain the relevance of the data provided to FAO/WHO.

At the request of FAO/WHO, the proposer may provide a written undertaking that the data submitted to FAO/WHO are identical to those submitted for registration to a specified national authority. Any deviations between the two data sets must be described in detail.

- A.10.4 Statements to identify the links between purity/impurity data and the hazard information and risk assessments.

- (i) Normally, the data provided are expected to have been generated from the proposer's material. Identify which, if any, of the hazard data were not generated from the proposer's technical grade active ingredient and formulated products, state the source of the information and explain the relevance of the data.
- (ii) Identify any toxicological/ecotoxicological data generated from batches of material which were either specially purified, or in which the impurity concentrations exceeded the limits identified in paragraphs A.4, A.5 and A.6, above. Explain the relevance of the data.

3. Data requirements and procedures, continued

- (iii) Confirm that current production complies with the limits identified in paragraphs A.4, A.5 and A.6, above.

B Data requirements for formulations (see also General note viii, above)

- B.1 Identify if the formulations are for public health or agriculture uses, or both.
- B.2 In the case of public health pesticides, confirm that the formulation and manufacturing process are the same as those employed for the materials evaluated by WHOPES for efficacy.
- B.3 List the main formulation types available and identify those for which specifications are sought.
- B.4 List the main countries where these formulations are registered and sold or, if there are very many, give the number of countries in each region or continent.
- B.5 Physical properties, as required by sections 5 to 9 of this Manual. If necessary, briefly explain why it is proposed that certain clauses should be deleted, new clauses should be inserted, or less stringent limits should be adopted compared with those given in the guideline specifications.

C Methods for the analysis and testing of TC/TK and formulations

- C.1 At least two methods for testing identity of the active ingredient and one for testing the identity of the counter-ion or other derivative, if appropriate.
- C.2 Method for determination of active ingredient content. If the method has not yet been validated by CIPAC or AOAC, or has not validated for the particular formulation, indicate the expected year of completion of the validation.
- C.3 Methods of analysis for relevant impurities, in detail, including validation data, if not published. Give the principle of the methods of analysis used for non-relevant impurities in the TC/TK (GC with FID, for example).
- C.4 Reference test methods for physical properties. If a particular method intended for testing compliance with the specification has not yet been validated by CIPAC, or has not validated for the particular formulation, indicate the expected year of completion of the validation.
- C.5 Information on validation completed, in progress or planned for methods listed under C.2 and C.3.

Notes to paragraphs C1 to C5.

- (i) *The methods used to generate data submitted in fulfilment of the requirements of paragraphs A.4, A.5, A.6 and B.5 of Section 3.1 must be referenced, if they differ from those intended only for checking compliance with the specification.*
- (ii) *Methods required to assess compliance with a specification must be independently validated and must be published or otherwise made publicly available. Where*

Grey shading = new/revised or deleted [‡] text or numbers in second revision (Nov 2010).

3. Data requirements and procedures, continued

independent laboratory validation (collaborative study of the method of analysis for the active ingredient, or peer validation of a method for a relevant impurity) is in progress at the date of submitting the proposal, the estimated year of completion must be provided. With the exception of certain WHO interim specifications, specifications will not normally be published prior to the completion of validation of the methods.

D. Determination of the relevance or non-relevance of impurities

D.1 Principles

Any impurity capable of creating an adverse effect, above or beyond that of the active ingredient, is potentially relevant and may therefore have to be controlled by the specification. The adverse effects may reflect toxic or non-toxic hazards (see definition of relevant impurity in the glossary of terms, Appendix C). However, relevance is not determined only by the hazards presented by an impurity. A potentially relevant impurity may be designated as non-relevant if the available evidence indicates no significant likelihood of its hazards being manifested in practice.

Impurity concentration thus has a bearing on risks but risks are application-dependent. So, for the purposes of determining the relevance of impurities, the JMPS considers impurity concentration in terms of its contribution to the overall hazard of a product. In this respect, JMPS procedure is similar to that of GHS guidelines¹ for mixtures of substances. Broadly, the principles adopted by the JMPS follow those of the GHS guidelines but there are some differences.

In GHS terminology, “substance” (corresponding to TC, or a TK without diluent) is the starting point for hazard classification purposes and therefore limits are recommended for “substances”. In contrast, an important function of FAO/WHO specifications is to restrict the hazards of a “substance” (TC or TK) to those of the active ingredient, by limiting the content of relevant impurities.

The specification limits of the GHS guidelines apply to both substances (alone) and “mixtures” of substances (corresponding to formulations or TKs with diluent). In contrast, FAO/WHO specifications for relevant impurities are normally based on the active ingredient content, to ensure that formulations are prepared from a good quality TC or TK.

Relevance is dependent upon the relative hazards of the active ingredient and impurity and therefore an impurity which happens to occur in two different active ingredients may be designated as relevant in one and non-relevant in the other or may have different maximum acceptable limits applied. ‡ .

¹ Globally Harmonized System of Classification and Labelling of Chemicals, United Nations, New York and Geneva, 2009, http://www.unece.org/trans/danger/publi/ghs/ghs_rev03/03files_e.html. Table 1.5.1 of the guidelines provides a 10 g/kg limit for all toxic hazards except carcinogens, reproductive toxins and class I mutagens, for which the limit is 1 g/kg.

D.2 Criteria for designating impurities as relevant or non-relevant

The decision on the relevance of an impurity is the result of case-by-case scientific judgement.

Criteria are applied separately to each hazard (toxic and/or non-toxic) of the impurity, in the following sequence.

D.2.1 Available information on hazards

- (a) The impurity is known to present the same type of hazard as the active ingredient (the toxicities being considered additive). ‡ **D.2.2**
- (b) The impurity is known to present a different type of hazard from those of the active ingredient. **D.2.2**
- (c) There is strong evidence from chemical structure ‡, or some other consideration, ‡ that the impurity hazards may be in category (a) or (b). **D.2.2**

‡(d) Impurity hazards unknown and there is no reason to suspect that it may be in category (a) or (b). **decision: non-relevant**

D.2.2 Occurrence of the impurity

- (e) The impurity has occurred at least once at ‡ detectable levels¹ in production batches of TC/TK before or after storage **D.2.3**
- (f) The impurity has occurred at least once at quantifiable levels in production batches of TC/TK but only after storage **D.2.3**
- (g) The impurity has occurred at least once ‡ but only in formulations, before or after storage **decision for TC/TK: non-relevant**

formulations **D.2.3**

- (h) The impurity does not occur at quantifiable levels in TC/TK or formulations **D.2.4**

D.2.3 Assessment of hazard contribution

Note: concentration values utilized in calculations are derived from manufacturing specifications.

- (i) The calculated² worst-case-possible contribution to hazard exceeds the threshold for negligible contribution (see Appendix J) **decision: relevant**
- (j) The worst-case-possible contribution to hazard cannot be calculated³: **decision: relevant**

¹ The default requirement is a detection limit of 1 g/kg, but a lower limit may be required, depending on the known or expected toxicity of the impurity.

² The calculation may be based on data derived from the impurity itself, or involve extrapolation from analogous compounds.

³ The calculation may be impossible, for example, because: the data required are not available; or the hazard in question does not lend itself to calculation of the contribution; or a threshold for negligible contribution cannot be estimated. This will often be the case when the impurity presents toxicity that is qualitatively different from that of the active ingredient.

3. Data requirements and procedures, continued

- (k) The calculated²⁹ worst-case-possible contribution to hazard does not exceed the threshold for negligible contribution (see Appendix J)

decision: non-relevant

D.2.4 Assessment of non-quantifiable levels

- (l) The impurity occasionally occurs in production batches but its levels are rendered non-quantifiable by blending batches

D.2.3, utilizing pre-blending limit for calculation

- (m) Evidence or experience indicates that the impurity could occur in manufacture of the active ingredient but:

- it has never occurred at \pm detectable levels in the product being evaluated, or
- it is unlikely to be formed by the process used, or
- \pm – it could be derived from starting materials but does not occur in those used by the manufacturer whose data are evaluated

decision: non-relevant but cautionary note to be appended to the specification¹

D.3 Allocation of limits for relevant impurities

The limits adopted are the result of case-by-case scientific judgement. Expert advice from WHO or another authoritative source will always be taken into account in deciding the most appropriate limit for toxic relevant impurities.

D.3.1 Maximum acceptable limits

In the absence of data or other information permitting a more refined approach, the JMPS will normally adopt the GHS guideline values as default maximum acceptable limits for relevant impurities². The GHS acknowledges that deviations from the guidelines may be necessary or justifiable in some cases. Where the data required are available to the JMPS a maximum acceptable limit, corresponding to a negligible contribution to the overall hazards, will be estimated by the JMPS and used in preference to the GHS limit.

For impurities posing a similar type of toxic hazard to that of the active ingredient [additive effects], the maximum acceptable limit adopted by the JMPS normally corresponds to a concentration which would lead to a calculated 10% increase in the overall hazard presented by the active ingredient. The cut-off value of 10% is arbitrary but is considered to represent a negligible increase in hazard. Example calculations are given in Appendix J but they apply only to hazards where the effects are considered

¹ The cautionary note will identify the impurity and limit of quantification and state that, although it was considered unnecessary to include it in the specification, the impurity could occur at quantifiable levels in other manufacturers' products.

² This will often be the case when the impurity presents toxicity that is qualitatively different from that of the active ingredient.

3. Data requirements and procedures, continued

to be additive. Where effects are not considered to be additive the calculations, if any, will be made on a case-by-case basis.

D.3.2 Specification limits for relevant impurities

If a limit below the maximum acceptable for the relevant impurity has been shown to be practical for routine manufacturing (Section 3.1, paragraphs A.5 or A.6), the JMPS will normally adopt it in preference.

3.2 Minimum data requirements for extension of an existing specification to an additional manufacturer or a new manufacturing route. ‡

General notes:

- (i) *JMPS does not require a manufacturer, who was a proposer of the reference specification, to provide data on extension to an additional manufacturing site providing that the manufacturing route for the active ingredient has not changed and the additional site is under the manufacturer's control.*
- (ii) *An electronic template, to assist proposers assemble and submit the data required, is available from FAO or WHO and will be sent by e-mail upon request.*
- (iii) *Data submitted for the determination of equivalence are expected to correspond to the same form (i.e. TC or TK) of the technical grade active ingredient upon which the reference specification is based.*
- (iv) *The requirements of this section 3.2 will apply in most cases. Exceptionally, where a proposer believes that a requirement is not appropriate to the proposed extension of the specification, or that additional information should be considered by the JMPS, the proposer must provide a reasoned case to support this opinion. In such a case, further consideration of the proposed extension of specification will depend on agreement (between the JMPS and the proposer) on the data required for evaluation.*
- (v) *Data submitted will be maintained on confidential files by FAO and/or WHO, for future determination of equivalence, if required, but the data remain the property of the proposer.*
- (vi) *Original study reports will not normally be required, unless the evaluator or the JMPS are unable to resolve a particular issue without the information. However, the study report source of data should be summarized in the form of author, title and date, to allow ease of reference between the proposer and FAO/WHO.*
- (vii) *If certain data are not available, or if the proposer believes that the specifications must deviate from the guidelines presented in the Manual, the proposer should provide a written explanation or supporting case. Such explanations or cases should be brief, simple and clear.*
- (viii) *To introduce a new formulation specification where the proposer's TC/TK specification has already been accepted, or where a formulator utilizes a TC/TK produced by a manufacturer whose specification has already been accepted, it is not necessary to resubmit (or submit) the complete dossier identified below. In the latter case, the formulator must declare the source of the TC/TK and provide an undertakings (i) that it is the sole source; and (ii) that if an alternative source is subsequently utilized, FAO and/or WHO will be notified immediately. Where a complete dossier is thus considered unnecessary, the proposed specification should be submitted, together with any necessary justification for deviations from the guideline specification.*
- (ix) *The absence of an agreed and published specification guideline does not preclude submission of a proposed specification. FAO and WHO wish to encourage the development of novel formulations which address pest control problems. Guidelines will not exist for unique formulation types and, in such cases, the manufacturer must define*

3. Data requirements and procedures, continued

the critical characteristics and provide suitably validated test methods for measurement of the appropriate parameters.

Specific notes on physical and chemical properties when data are submitted for determination of equivalence. (See also 3.1 A2)

- (i) *Studies and data on the physical and chemical properties of a pure active ingredient are required only where its composition is presumed to be different from the composition of the pure reference material (e.g. different or variable ratio of isomers).*
- (ii) *The composition of pure active ingredient is accepted as the same in both reference material and the proposed material when it is a single non-chiral compound, a single enantiomer or a chiral compound as a racemate of an enantiomeric pair. If the pure active ingredient is a mixture, apart from a racemate of an enantiomeric pair, the composition of the pure active ingredient is presumed to be different in the reference material and proposed material without evidence that the compositions are the same.*
- (iii) *Physical and chemical property data available for the reference material on the pure individual isomers of an isomer-mixture are accepted as applying to the pure individual isomers of the proposed material.*
- (iv) *In addition, studies and data are required where the measured value of a property is not in reasonable agreement with the recorded value in the evaluation supporting the reference specification.*
- (v) *Studies and data for solubility in organic solvents at room temperature are required for pure or technical grade active ingredient. However, if solvent solubility data for pure active ingredient are already recorded in the evaluation supporting the reference specification, solvent solubility data are not required for the pure (or technical) active ingredient of the proposed material, provided it has the same composition as the reference pure material.*

E. Data requirements for the determination of equivalence

E.1 Tier-1 data requirements for technical grade active ingredients include the information required in Section 3.1, paragraphs A.1, A2 (see also notes (i) to (v) above), A.3 to A.8, ‡ A.10.3, A.10.4(iii), ‡ B1 to B5 and mutagenicity (bacteria *in vitro*) test data.

Tier-2 data requirements for technical grade active ingredients include the information required in Section 3.1, paragraphs A.9.1, A.10.4(i) and A.10.4(ii).

E.2 Additional toxicological summaries

The following additional information may be required, in cases where the equivalence cannot be determined from the data required by paragraph D.1.

E.2.1 Toxicological profile corresponding to that of section 3.1, paragraph A.9.2.

E.2.2 Ecotoxicological profile corresponding to that of section 3.1, paragraph A.9.3.

F. Determination of equivalence

Equivalence is determined in a two-tiered approach.

TIER 1 (F.1 – F.4)

F.1 Technical grade active ingredients from different manufacturers or manufacturing processes are deemed to be equivalent if:

F.1.1 the materials meet the requirements of the existing FAO/WHO specifications; and

F.1.2 assessments of the manufacturing process used \pm the impurity profile and results of mutagenicity (bacteria, *in vitro*) testing \pm have been carried out with the result that the profiles meet the requirements of section F.3 \pm below.

F.2 Where a producer changes the manufacturing process for a technical grade active ingredient which has previously been evaluated and incorporated into a specification, equivalence may be determined on the basis of paragraphs F.1.1 and F.1.2, above.

F.3 Equivalence of the impurity profiles of technical grade active ingredients, determined by comparison of the manufacturing specification limits¹.

F.3.1 Where (i) the maximum level (manufacturing limit) of no non-relevant impurity is increased by more than 50% (relative to the maximum level in the reference profile), or the maximum absolute level (manufacturing limit) is not increased by more than 3 g/kg (whichever represents the greater increase); (ii) there are no new relevant impurities; and (iii) the maximum level of the relevant impurities is not increased; the technical grade active ingredients will normally be considered equivalent.

F.3.2 Where these limits for differences in maximum non-relevant impurity concentration are exceeded, the proposer will be asked to provide a reasoned case, with supporting data as required, as to why the particular impurities remain “non-relevant”. The JMPS will evaluate the case to decide whether or not the technical active ingredient is considered to be equivalent. \pm

F.3.3 Where new impurities are present at ≥ 1 g/kg, the proposer will be asked to provide a reasoned case, with supporting data if available, as to why these impurities are “non-relevant”. The JMPS will evaluate the case to decide whether or not the technical active ingredient is equivalent.

F.3.4 The mutagenicity (bacteria, *in vitro*) profile is considered equivalent to that of the reference material \pm if the assessment compares endpoint to endpoint and the outcome is not worse for the material under consideration.

¹ Note. Although this procedure may be used by anyone with legitimate access to the data required, for the purposes of FAO and WHO specifications, equivalence must be determined by the JMPS.

F.3.5 Information about the assessment of the proposed material by a competent registration authority is taken into account in Tier-1.

F.3.6 Where relevant impurities are increased in maximum concentration and/or where new relevant impurities are present, appropriate toxicological, ecotoxicological or Other ~~±~~ information on the technical grade active ingredient or the impurities in question should be submitted, if available, for evaluation in Tier-2.

F.4 Where the Tier-1 information is insufficient to decide on equivalence or is insufficient to decide on non-equivalence, further evaluation should proceed with information and data available under Tier-2.

Technical grade active ingredients from different manufacturers or manufacturing processes are deemed to be equivalent if Tier-1 non-equivalence is uncertain and : the Tier-2 assessments of the toxicological/ecotoxicological profiles have been carried out with the result that the profiles meet the requirements of sections F.5 and F.6, below.

TIER 2 (F.5 – F.6)

F.5 Equivalence of the toxicological profiles of a technical grade active ingredient

F.5.1 The toxicological profile will be considered equivalent to that of the reference profile, where the data required by paragraph E.1 above (referring to the requirements of section 3.1, paragraph A.9.1) do not differ by more than a factor of 2 compared to the reference profile (or by a factor greater than that of the appropriate dosage increments, if more than 2). There should be no change in the assessment in those studies which produce ~~±~~ categorical results (e.g. category 1, 2, or 3 skin irritant, not a skin irritant).

F.5.2 Where necessary (see E.2), additional toxicological data (see E.2.1) will be assessed by the criterion applied in paragraph F.5.1, provided that, where appropriate, the organs affected are the same. The bench-mark dose should not differ by more than a factor of two, or the "no observable effect levels" (NOELs) or "no observable adverse effect levels" (NOAELs) should not differ by more than the differences in the dose levels used.

F.6 Equivalence of the ecotoxicological profiles for the technical active ingredient (as appropriate to the intended use of the active ingredient).

Where required (see section E.2, above), the ecotoxicological profile (section E.2.2, above) will be considered equivalent to that of the reference profile if the data do not differ by more than a factor of 5 compared to the reference profile (or by a factor more than that of the appropriate dosage increments, if greater than 5), when determined using the same species.

3. Data requirements and procedures, continued

Note to paragraphs F.3.1, F.5.1, F.5.2 and F.6.

Reference profiles are defined by the information provided for the reference specification, according to the requirements of paragraphs A.4, A.5, A.6, A.8 and A.9 of section 3.1.

F.7 For the purposes of FAO/WHO specifications, formulations are generally considered to be equivalent if (i) the TC/TK has been judged equivalent and (ii) the formulations comply with the same specification¹. In special cases, for example slow-release formulations such as CS or LN, additional evidence may be required to determine equivalence of the formulations and they are likely to be non-equivalent if unique technology, specification limits or test methods are involved.

F.8 Where a technical active ingredient proposed for inclusion in an existing specification does not comply strictly with the tests for equivalence given in this section 3.2, but it is otherwise considered by the JMPS to be of acceptable or improved quality, a modification of the existing specification will be considered. This procedure may follow evaluation of the data required under sections E.1 and/or E.2, above.

3.3 Extension of LN specifications

Unlike most other formulation types, apparently similar LN products may be based on different technologies, with the result that a specification developed for one manufacturer's product may not provide a reliable means for testing the acceptability of another manufacturer's product. For this reason, additional information is required to extend existing LN specifications to additional products (i.e. to determine their equivalence) or, where appropriate, to develop separate specifications.

3.3.1 Minimum requirements for assessing the equivalence of LN

- (i) The manufacturer must certify to WHO that the active ingredient incorporated into the LN complies with the existing WHO specification for TC. Where the existing specification has been developed under the new procedure, this means that the active ingredient must be manufactured by a company whose technical material has been evaluated by the JMPS and has consequently been recommended for inclusion in the WHO specification for the TC.
- (ii) Laboratory testing to determine regeneration and wash resistance of the LN, as well as its efficacy, according to the WHO Guidelines for laboratory and field testing of long-lasting insecticidal mosquito nets (document WHO/CDS/WHOPES/GCDPP/2005.11)².

¹ Equivalent products are not necessarily suitable for the same uses, or provide equal efficacy, etc. Equivalence means only that they comply with similar basic quality criteria.

² http://whqlibdoc.who.int/hq/2005/WHO_CDS_WHOPES_GCDPP_2005.11.pdf

3. Data requirements and procedures, continued

- (iii) The manufacturer must state whether the active ingredient is incorporated within the filament polymer in the spinning process, or is incorporated into a polymer applied to the outside of filaments; or is applied/incorporated in some other way. If, exceptionally, any detailed information on manufacture of the treated netting is required, it will be treated as confidential by WHO.
- (iv) The manufacturer must provide data to show the applicability of the existing clauses and tests for active ingredient retention/release index in washing and storage stability. Typical data requirements are to show:
 - (a) the stability of active ingredient content over ranges of storage test temperature and time which encompass the values given in the existing specification; and
 - (b) the stability of retention/release* index over ranges of storage test temperature and time which encompass the values given in the existing specification; and
 - (c) either the retention* index over a range of surfactant concentrations encompassing that required for the test in the existing specification,
or the release* index over a range of heating temperatures encompassing that required for the test in the existing specification. NOTE¹

3.4 Evaluation reports

Evaluation reports have the following general structure. They contain no confidential information on the manufacturing process or impurity profile, other than the minimum required to identify relevant impurities and their limits. In special cases, it may be necessary to explain why a particular impurity is considered to be non-relevant.

TITLE (ISO name of compound)

CIPAC code/year of evaluation by JMPS

3.4.1 Recommendations

Provides recommendations regarding withdrawal/retention of existing FAO/WHO specifications, if necessary.

Provides recommendations regarding adoption by FAO/WHO of proposed new specifications, or of proposed modifications/extensions to existing specifications. Recommendations may be conditional in some cases: subject to satisfactory validation of analytical or physical test methods by the manufacturer, for example.

May identify additional information required from the manufacturer (or other source), to enable the JMPS to complete the evaluation.

¹ Paragraph 3.3.1 (iv)(c) is to be removed or amended when the CIPAC wash method is adopted.

3. Data requirements and procedures, continued

May provide recommendations to FAO/WHO on general principles for pesticide specifications development, where these emerge from the evaluation.

3.4.2 Appraisal

Identifies the active ingredient and its patent status, the proposed and any existing specifications, the manufacturers/proposers. and the year in which the data package was originally submitted. Provides a brief history and explains if the evaluation is in response to unresolved or open points.

Provides an evaluation of all information supporting the recommendations. In general, it does not provide evaluations of the same, or related, data made by other organizations, except where they have a bearing on the JMPS recommendations. However, evaluations made by WHO or the WHOPES-nominated institution on behalf of JMPS are always summarized, with the essential arguments fully explained.

Provides the outcome and rationale for JMPS decisions on the relevance of impurities and the equivalence of technical and formulated products. An indication is provided of whether the impurity profile data correspond to those submitted for registration in a particular country. No confidential data are included, other than those incorporated into the specification to be published.

Identifies gaps in, or problems with, the data submitted. Explains why a proposed a specification or the data profile may be considered unacceptable.

3.4.3 Supporting information

Uses. The main uses of the active ingredient (or formulation, in special cases) are summarized briefly. This information is not evaluated for the appraisal.

Identity of the active ingredient. Provides the ISO (or other) common name; synonyms; IUPAC and CA chemical names; CAS Registry number; CIPAC number; structural formula; empirical formula; molecular weight; identity tests. Where the active ingredient defined by the specification has no common name, or where definition differs from that implied by the common name, or where there is any other potential ambiguity, this is fully explained in the appraisal.

Physical and chemical properties of pure active ingredient. Usually provides data on vapour pressure; melting point; \pm decomposition temperature; water solubility; log P K_{ow} ; hydrolysis; photolysis; pKa; and any other characteristic relevant to the proposed specifications. These data are evaluated and, where the properties have a bearing on decisions made by the JMPS, an explanation is provided in the appraisal.

Chemical composition and properties of the technical grade active ingredient. Usually provides data on mass balances observed in 5-batch analyses of purity/impurities; minimum content of active ingredient (including tolerance for TK); maximum levels of relevant impurities; identities and limits for the content of stabilizers or other essential additives;

melting point, boiling point and/or decomposition temperature. These data are evaluated and, where they have a bearing on decisions made by the JMPS, an explanation is provided in the appraisal.

Background information on toxicology/ecotoxicology. Provides a brief summary of toxicology evaluations conducted by other organizations. This information is not evaluated for the appraisal unless, exceptionally, it has a bearing on JMPS decisions. Includes the manufacturer's statement on the relationship between the data provided on chemical composition of the technical grade active ingredient (previous paragraph) and the materials used to produce the data on toxicity and ecotoxicity (proposer's hazard summary, 3.4.4).

Formulations. The main formulation types available are identified and a summary of countries where the formulations are registered and sold is provided.

Methods of analysis and testing. Methods used to produce data on physico-chemical properties are summarized briefly. Methods for determination of active ingredient identity (at least 2 independent techniques), active ingredient content, content of relevant impurities, and physical test methods are summarized. Methods for identification of the counter-ion, etc., are stated in cases where the active ingredient is present in the form of a specific salt or other derivative. The validation status of methods supporting the specification is stated, incompletely validated methods are identified, and the information is provided in the appraisal.

Containers and packaging. A brief indication of special requirements for containers and packaging, if required, but the information is not evaluated.

Expression of the active ingredient. Where the active ingredient is present in the form of a salt, ester, or other derivative, the moiety determined by the analytical method is stated, together with the form of expression of results.

3.4.4 Hazard summary provided by the proposer

Provides a summary of information on acute and sub-acute to chronic toxicity (including carcinogenicity and teratogenicity); genotoxicity, and ecotoxicology, derived from technical grade active ingredient manufactured by the proposer. Provides information on the toxicity of relevant impurities, if available. Where data from this section have been evaluated by WHO or an institution nominated by WHOPES, for example to assist in the determination of equivalence, the evaluation is summarized in the appraisal, otherwise the information is neither evaluated nor summarized in the appraisal.

3.4.5 References

Published and unpublished documents, containing data or other information presented or mentioned in the report, are referenced. A reference section at the end of the evaluation of the confidential data should include the relevant studies and documents. A second reference section should be included at the end of the evaluation of non-confidential data for the relevant studies and documents there. Unpublished documents are referenced by study number (or document number), authors, year and title. and document

3. Data requirements and procedures, continued

number allocated by the sponsor. E-mails are referenced by author, date, sender's organization and FAO/WHO recipient.

FAO and WHO, before publication and during the final editorial process, will remove source details from the toxicological studies (e.g. author names) to protect the authors and laboratories from extremists.

The example shows the format for references.

References (sorted by study number)			
Study number	Author(s)	year	Study title. Study identification number. Report identification number. GLP [if GLP]. Company conducting the study. Title and journal reference for published documents.
	Cambon J-P and Bastide J.	1996	Hydrolysis kinetics of thifensulfuron-methyl in aqueous buffer solutions. <i>J. Agric. Food Chem.</i> 44:333-337.
	FAO/WHO	2006	Manual on development and use of FAO and WHO specifications for pesticides. February 2006 Revision of First Edition. FAO Plant Production and Protection Paper. Revised. www.fao.org/ag/AGP/AGPP/Pesticid/Default.htm and http://whqlibdoc.who.int/publications/2006/9251048576_eng_update2.pdf
	Martijn A and Dobrat W	2000	CIPAC Handbook Volume J. Analysis of Technical and Formulated Pesticides.
XX-nnn	Author AB and Writer CD	2007	Determination of melting point of pure and technical grade xoo6. Study XX-nnn. Report XX-nnn.03. GLP. XYZ Contract Laboratories, XXland. Unpublished.

3.5 Decision making and action procedures for dealing with submissions from initial and subsequent proposers

Scenario 3.5.1

No FAO/WHO Specification exists for the pesticide

- A proposer or group of proposers submits a draft specification, supported by information in accordance with the requirements of Section 3.1.
- The JMPS assesses the impurity, toxicological and ecotoxicological profiles, to decide which impurities are relevant and must be specified.
- FAO/WHO agree the text of the evaluation and specification and the proposer checks it for factual accuracy.
- FAO/WHO publish the evaluation and specification, including the name(s) of the proposer(s) of the specifications for technical grade active ingredient(s) or formulation(s) recommended for adoption in the evaluation.

Scenario 3.5.2

Incorporation of a subsequent manufacturer's technical grade active ingredient or formulation(s) into an existing evaluation and the list of evaluations

- The subsequent proposer(s) provide(s) information in accordance with the requirements of section 3.2 (manufacturing process, impurity profile, short

term toxicity and, where equivalence cannot be determined with this information, any additional toxicity data requested by the JMPS).

- (b) The JMPS compares the new impurity, toxicological and ecotoxicological profiles with the original one(s), and recommends that FAO/WHO take actions as indicated below.

Case (i) Insufficient data are provided or the quality of the material is unacceptable.

Action: Rejection of the new submission.

Case (ii) Submission and quality of the material are acceptable and no change of the specification is needed.

Action: Add the name(s) of the subsequent proposer(s) to the evaluation and the list of evaluations to be published by FAO/WHO.

Case (iii) The quality of the material is acceptable but the specification must be changed to accommodate the additional material.

Action: Involve the proposer(s) already listed to develop a mutually agreed draft of a revised specification. If the listed proposer(s) do not wish to comment on, or cannot agree to, changes in the specification, the JMPS will recommend options for appropriate action by FAO/WHO.

3.6 Prioritization criteria for development and review of specifications

FAO and WHO will prioritize the 3-year programme according to the following criteria, which are not presented in strict order of priority.

- Development of specifications for new active ingredients and/or formulations required by FAO or WHO for use in international programmes, e.g. for locust control and for control of major vector-borne diseases.
- Review of existing specifications for active ingredients or impurities with newly discovered serious health or environmental hazards and/or a rejection of re-registration at national/regional review for this reason.
- Review or development of specifications for active ingredients under evaluation or re-evaluation by JMPR.
- Development of specifications for new active ingredients or formulation types, as chosen by the proposer.
- Extension of existing specifications to encompass products manufactured by additional producers.
- Review of existing specifications where changes to the manufacturing process have occurred.
- Review of existing specifications where the active ingredients are, or are expected to become, subject to international agreements on Prior Informed Consent (PIC) or Persistent Organic Pollutants (POP).

3. Data requirements and procedures, continued

- Review of existing specifications where active ingredients are subject to withdrawal of national or regional registration, due to lack of supporting data.
- Review of existing specifications where active ingredients being reviewed by EU, USA, Japan and other regulatory authorities, under re-registration programmes.
- Review of existing specifications which are tentative, provisional or interim.
- Review of existing specifications older than 10 years where the pesticides are still marketed.
- Review of existing specifications where the pesticides are no longer marketed.

The three-year programme will be reviewed annually.

4. AIMS, APPLICABILITY AND REQUIREMENTS OF CLAUSES

Note. Certain additional clauses for household insecticides and microbial pesticides appear in Sections 8 and 9. In these cases, the aims, applicability and requirements are generally evident from the context of the clauses.

Introduction

A specification should not require judgement to be exercised by the buyer, so the clauses in it should describe quantifiable parameters and provide limits for them. Apart from the title and description, non-quantifiable elements should be included in the notes attached to, but not forming part of, the specification. Such notes may include information on the hazard classification of the active ingredient and formulations, such as the flash point, or other properties and characteristics to assist the user, e.g. reference to national and international handling and transport regulations, phytotoxicity and other potential problems relating to the use of the technical or formulated product. In addition, the notes may provide supporting information on test conditions or, in some cases, provide details of the test methods. However, in most cases, the specifications simply give references to the test methods to be used.

Technical grade active ingredients should be as pure as economically practicable, as this will generally tend to minimize formulation and toxicity problems, as well as those arising from taint, phytotoxicity, etc. In setting standards, the JMPS will take account of the technical problems associated with raising quality but, even where no compelling reasons exist for doing so, the long term advantages of improving quality will often outweigh the disadvantages.

The specification of a formulation takes into account properties which have relevance to, for example, efficacy, operator safety and impact on the environment. Standard tests do not yet exist for all parameters for which specification limits are desirable and, in some cases, the standard tests available are not ideal. Therefore there is a continuing need for new test methods and improvement of existing ones.

Certain clauses in the guidelines presented in Sections 5 to 9 may be inappropriate, or additional clauses may be necessary, for a particular specification. Where the need for the clause is clearly dependent upon the active ingredient, proposers should simply state that it is not relevant. Insertion of a proposed clause, or deletion of a standard clause, in draft specifications must be supported by a reasoned case, which may range from a simple explanation to a detailed technical argument with supporting information.

With the exception of tolerances on active ingredient content, proposals for specification limits that are more stringent than those given in the guidelines are usually acceptable to the JMPS. Proposals for specification limits which are less stringent than those given in the guidelines must be supported by a reasoned case and, where practicable, data to show that the formulation behaves satisfactorily in use.

Formulation specifications normally refer only to a single active ingredient. Where two or more active ingredients are co-formulated, ‡

4. Aims, applicability, and requirements of clauses, continued

- 1) the specified minimum purity and the maximum content of all relevant impurities for every active ingredient are expected to apply;
- 2) the analytical methods referred to in the specifications may no longer apply without modification. It is the duty of the manufacturer to submit adequate information.
- 3) For the physical properties
 - where limits are recommended under "Requirements" in Section 4.5 of this Manual, these limits are expected to apply.
 - where no limits are recommended, the less stringent value of the "single" specifications should apply.
 - for pH, the specification for each active ingredient is expected to apply.

Examples of applying these procedures

Specification for product of active ingredient 1	Specification for product of active ingredient 2	Specification for product of mixed active ingredients 1 and 2
70% suspensibility	95% suspensibility	60% suspensibility
70% suspensibility	no specification	60% suspensibility
Pourability 1%	Pourability 3%	Pourability 3%
Pourability 1%	no specification	Pourability 1%
pH 3 ... 6	pH 4 ... 8	pH 4 ... 6
pH 3 ... 6	no specification	pH 3 ... 6

In exceptional cases a specification may be accepted for a co-formulated product but the manufacturer must explain the basis for the requirement.

FAO/WHO specifications do not apply to mixtures prepared in the spray tank, etc.

As far as practicable, a sample taken for testing for compliance with a specification must be representative of the entire lot of the pesticide under scrutiny. Recommendations for sampling are presented in Appendix A or, in the case of guidelines presented in sections 8 and 9, in the Notes to the guideline specifications.

4.1 Title and code

Aim

To provide a brief, unequivocal identification and description of the technical or formulated pesticide.

Applicability

All specifications.

Methods

Not relevant. ‡

Requirements

Names

The E-ISO (or INCI for repellents, etc.) common name of the active ingredient should be used, indicating the status of the name. If an ISO or INCI name does not exist then the trivial name, or the chemical name according to IUPAC or CA conventions, may be used. If a trivial name is used, the IUPAC or CA chemical name should be given in addition.

Codes

CIPAC codes for active ingredients are listed in Appendices F and G. CropLife International codes for technical pesticides and formulation types are listed in Appendix E.

Comment

Codes for FAO specifications developed under former procedures included a status code. The previous system is explained in Appendix B of the Manual on the Development and Use of FAO Specifications for Plant Protection Products, 4th edition, Plant Production and Protection Paper 128, 1995, FAO, Rome. These status codes will be superseded when the earlier specifications are reviewed.

Codes developed under former procedures for WHO *full specifications* included a status code and type of pesticide product, followed by a number allocated to each compound and formulated product. Codes for *interim specifications* included a status code and a number referring to the year of publication and file number. As part of the transition to the new procedure, codes for more recent WHO interim specifications have included the product type, CIPAC number and year of publication.

4.2 Description

Aims

To provide a brief, clear description of properties of the technical grade active ingredient or formulation, which can be checked by simple inspection, and statements identifying the active ingredient(s) and the presence of essential additives.

Applicability

All specifications.

Methods

Not relevant.

Requirements

The description of a technical grade active ingredient or formulation should include physical state (e.g. crystals, liquid, hard lumps, etc.), colour, odour (if appropriate, and taste for products intended for use in potable water) and, where required, declaration of any modifying

agents present (e.g. grinding agents). General terms, such as “solid” or “liquid”, must be qualified with suitable adjectives to make them more descriptive. The description should be sufficiently specific to meet the aim of checking by simple inspection, and is preferred to a generic description. Each specification guideline (Sections 5 to 9) includes a standard clause for the description.

Where the active ingredient may exist in various chemical forms, the description must fully identify the form. For example, in the case of 2,4-D, the active ingredient must be described as 2,4-D sodium salt, 2,4-D free acid, 2,4-D *iso*-octyl ester, etc., as appropriate. If the same specification is to be applied to more than one salt, ester, etc., the clause should identify them. For example “...as the sodium, potassium or ammonium salt...” or “...as the mixed sodium and potassium salts...”. The phrase must be deleted from the description (Sections 5 to 8) if it does not apply. The title must include CIPAC code for the salt or derivative.

In most cases, a specification will apply only to one active ingredient, whether or not it may be formulated with others. Where it is essential to include more than one active ingredient in a single specification, the description must identify all active ingredients present.

If the identity and quantity of essential additives are not critical characteristics, information on them may be provided in a Note but they will not be considered to be part of the specification. If they are critical characteristics, an appropriate clause and limit must be inserted, supported by a peer-validated analytical method.

4.3 Active ingredient

4.3.1 Identity tests

Aim

To provide a proven means for identification of the active ingredient(s).

Applicability

All specifications.

Methods

Must be referenced and, if not already published, a full description provided to FAO and/or WHO. In cases where the techniques involved are non-standard, the description should appear as a note at the end of the specification.

Requirements

At least two identity tests are required for the active ingredient, or its active component, to enable a clear decision to be made if one test produces ambiguous results.

Where the active ingredient is in the form of a salt (etc.) and the counter ion (etc.) is not identified by the test for the active component,

a separate identity test may be required for the counter ion (etc.). Such a test is usually more important for TC/TK specifications, so that formulators can be sure of their starting materials. However, if the identity of the counter-ion is important for reasons of product stability, safety, efficacy, etc., the test may also be required for formulations. The identity test for the counter-ion may be simpler than, or part of, the identity test for the active component. For example, melting point may be used or, if an active ingredient identity test is based on IR, a band specific to the salt may be sufficient. A single identity test is usually sufficient for the counter-ion (etc.).

Where the active ingredient is a mixture of isomers and its ISO common name defines the mixture, the specification does not require a clause to define the mixture. If the mixture is not defined by an ISO common name, the specifications for technical and formulated products will normally include a clause for isomer ratio. In the latter case, JMPs consideration of manufacturer's proposals will take into account current regulatory practice in countries where the active ingredient is registered. In both cases, the analytical method to determine isomer ratio must be peer-validated, as a minimum.

4.3.2 Content of active ingredient

Aims

To ensure that the active ingredient content is described by limits, acknowledging the fact that both analytical results and actual concentrations are variable.

Applicability

All specifications.

Methods

The method(s) of analysis must be adopted by CIPAC or AOAC (provisional or first action, as a minimum) prior to publication of the specification. If the method has not yet been published, then full details must be submitted to FAO and/or WHO by the proposer.

Requirements

For solids, liquid technical pesticides, volatile liquids (of maximum boiling point 50°C) and viscous liquids (with minimum kinematic viscosity of $1 \times 10^{-3} \text{ m}^2/\text{s}$ at $20 \pm 2^\circ\text{C}$) the content must be expressed on a g/kg basis.

For other liquids the active ingredient content may be declared in terms of g/kg or g/l at $20 \pm 2^\circ\text{C}$.

The active ingredient content of **technical materials (TC)** should be expressed as:

"The [ISO common name] content shall be declared (not less than g/kg) and, when determined, the average measured content shall not be lower than the declared minimum content."

The active ingredient content of **technical concentrates (TK) and formulated pesticides** should be expressed as:

“The [ISO common name] content shall be declared (g/kg or g/l at $20 \pm 2^\circ\text{C}$.) and, when determined, the average measured content shall not differ from that declared by more than the following tolerances:”

The tolerances for formulated products and TK should be expressed in the form of the table below, including only the appropriate content and tolerance entries.

Declared content in g/kg or g/l at $20 \pm 2^\circ\text{C}$	Tolerance
up to 25	$\pm 15\%$ of the declared content for “homogeneous” formulations (EC, SC, SL, etc.), <u>or</u> $\pm 25\%$ for “heterogeneous” formulations (GR, WG, etc.)
above 25 up to 100	$\pm 10\%$ of the declared content
above 100 up to 250	$\pm 6\%$ of the declared content
above 250 up to 500	$\pm 5\%$ of the declared content
above 500	± 25 g/kg or g/l
<u>Note</u> In each range the upper limit is included	

Comments

The tolerances refer to the average analytical result obtained and take into account manufacturing, sampling and analytical variations, except where an overage is required. Positive deviations from the upper limits given in the table may be utilised if the formulation is manufactured with an overage to compensate for degradation in storage. The requirement for an overage must be justified when the draft specification is proposed.

Technical materials (TC) do not have an upper limit given for content because it is desirable that their purity should be as high as practicable. An increase in active ingredient content above the minimum specified will have no measurable risk consequences but the consequential decrease in impurity content may reduce risks and will minimize the dispersal of the impurities into the environment.

Technical concentrates or formulations will be considered to comply with the specification if the average analytical result lies within the tolerance range of the declared content.

In cases of dispute, if a specification provides limits in both g/kg and g/l, the analytical results must be determined and expressed as g/kg. Conversion of g/kg data to g/l should be based on measurement of the actual mass per millilitre of the formulation at a specific temperature, not on a nominal value.

Validation of the method(s) and development of the specification may proceed in parallel, or the former may precede the latter. However, the specification will not be published until validation of the method(s) is completed.

4. Aims, applicability, and requirements of clauses, continued

The table of tolerances should include only those formulation concentrations which are available in the market and, in the case of WHO specifications, those which have been evaluated by WHOPES.

Where the method for determination of active ingredient content is based on detection of only the active component of a salt (etc.) and not the complete salt (etc.), the specification must define the exact basis for calculation and expression of active ingredient content. The same applies where the active ingredient content is determined indirectly.

In special cases, an overage relative to the nominal content may be accepted but the need for the overage must be justified by the proposer and the overage should be as low as practicable.

4.3.3 Expanded tolerances for active ingredient content of mixed solid formulations

Aim

To allow for the fact that solids cannot be mixed to produce the degree of homogeneity achievable with liquid mixtures.

Applicability

Mixtures of solid products prepared post-formulation.

Method

An example calculation is given in Appendix K. Limits for active ingredient content (Section 4.3.2) within each component formulation are expanded by applying a corresponding tolerance to the content of the formulation within the mixture, as follows.

$$\begin{aligned} \text{Formulation a.i. upper or lower limit, g/kg (A)} &= \\ &\quad \text{declared content of a.i. in component, g/kg} \pm \text{tolerance} \\ \text{Component upper or lower limit, g/kg (B)} &= \\ &\quad \text{declared content of component in the mixture, g/kg} \pm \text{tolerance} \\ \text{Expanded a.i. upper or lower limit, g/kg} &= (A \times B)/1000 \end{aligned}$$

where:

a.i. = active ingredient;

component = the formulation containing the a.i.;

tolerance = value obtained from the table of tolerances (4.3.2), according to the declared value for a.i. content or component. The tolerance is added or subtracted to calculate the upper or lower limit values, respectively, for A and B.

Requirements

The size of sample to be analyzed (test portion) must be stated.

Comments

Values for B are not intended as tolerances for addition of components to the mixture. They provide a simple, empirical approach to the calculation of expanded tolerances and reflect limits achievable with good practice in manufacturing.

4. Aims, applicability, and requirements of clauses, continued

4.3.4 Tablet dose uniformity

Aim

To ensure that the active ingredient dose is routinely accurate.

Applicability

DT, WT, ST.

Method

Analysis of a specified number of individual tablets to determine the relative standard deviation of active ingredient content.

Requirements

Under consideration.

4.3.5¹ Rate of release, or release/retention index, of active ingredient

Aim

To ensure that the movement of active ingredient within, or to the surface of, or from a slow/controlled-release product occurs in a defined manner.

Applicability

Slow-release granules (CG), slow-release capsule suspensions (CS), long-lasting insecticidal nets (LN).

Methods

Appropriate test method not available for CG. Test methods for CS and LN may be product-specific ‡. CIPAC is currently (2010) developing a method to determine the retention or release index of active ingredient for LN. This method is based on the measurement of the wash resistance and is a standardisation of the WHO washing method published in the “WHO Guidelines for laboratory and field testing of long-lasting insecticidal mosquito nets”, document WHO/CDS/WHOPES/GCDPP/2005.11, World Health Organization, Geneva, 2005.

MT 190 Release properties of micro-encapsulated lambda-cyhalothrin formulations.

Requirement.

General limits cannot be given.

LN : minimum 90% retention of active ingredient per wash.

Comments

The release of active ingredient from slow- or controlled-release formulations is dependent upon the external environment and physical forces placed upon the capsules, granules or netting. Encapsulated

¹ Previously numbered 4.5.65 in the first edition of the manual, 2002.

Grey shading = new/revised or deleted [‡] text or numbers in second revision (Nov 2010).

granules and capsules are usually subjected to a more or less consistent environment after application and the tests reflect this. In contrast, LN formulations for public health are washed intermittently by the user and tests may be designed to show that sufficient active ingredient content is retained during washing or migrates to the surface after washing.

Tests require strict adherence to the method protocol because the active ingredient release or retention characteristics are defined by the method of measurement. The method is intended to distinguish a product having an acceptable release/retention in use from one which releases the active ingredient too rapidly or too slowly. No test can simulate all, or any, of the conditions occurring in normal use but the method is expected to provide a broad indication of whether the release/retention is acceptable when the product is used according to label recommendations.

4.3.6 “Free” active ingredient¹

Aim

To limit the proportion of active ingredient that can be regarded as non-encapsulated in an encapsulated formulation, in order to limit the risks of dermal exposure to users (the formulation may be rinsed from skin before significant penetration occurs).

Applicability

Slow release granules (e.g. encapsulated granules, CG) and slow-release capsule suspensions (CS).

Method.

Appropriate test method not available for CG. ‡ For CS, CIPAC has adopted the MT methods 188 and 189 (free parathion-methyl, free lambda-cyhalothrin).

Requirement.

General limits cannot be given.

Comment

“Free” active ingredient may be in solution, emulsion or adhering to the outside of capsule walls. The active ingredient within slow release capsules is usually in dynamic equilibrium with the external environment and it follows that any measurement which disturbs the equilibrium will change the distribution. Use of the methods therefore

¹ Does not include surface concentration of active ingredient on formulations such as LN, which tend to vary with the current (or history of) conditions in which the formulation is (or has been) kept. Although the surface concentration is of importance to the user, it is usually too unstable to form part of a specification.

Grey shading = new/revised or deleted [‡] text or numbers in second revision (Nov 2010).

requires strict adherence to the extraction protocol because “free” active ingredient is defined by the method of measurement.

4.4 Relevant impurities

4.4.1 By-products of manufacture or storage

Aim

To limit the content of impurities (other than water or insolubles) which may otherwise increase the risks associated with handling or use of the technical material or formulation, or adversely affect the efficacy of the formulation.

Applicability

All specifications where relevant impurities may be associated with the active ingredient.

Methods

Analytical methods must be peer validated, as a minimum. Where the analytical method and peer validation data have not been published, they must be submitted to FAO and/or WHO, for evaluation by the JMPS. Unless published, the analytical method should be described in a note to the specification. CIPAC has issued a guideline¹ on requirements for peer validation of relevant impurity methods.

Requirements

The maximum permitted level should be quoted as g/kg of the active ingredient content. The maximum permitted level may be quoted as g/kg of formulated product only in unusual cases where evidence is provided to show that its concentration relative to the active ingredient is affected by the formulation, dilution, etc.

Clauses must be provided only for relevant impurities (see comments, below).

Separate clauses must be provided for each relevant impurity.

Comments

Section 3.1 D describes how the JMPS decides whether an impurity is relevant or non-relevant and how limits are set for relevant impurities.

Relevant impurities can occur in formulants and unintended contamination with other chemicals can occur during preparation of a formulation. Formulants and their impurities, and formulation contaminants, are not within the scope of FAO specifications. In exceptional cases, where an impurity in a formulant is capable of

¹ CIPAC Guideline for analytical methods for the determination of relevant impurities referred to in FAO/ WHO specifications for pesticide technical grade active ingredients and formulations; rev. 7 (June 2009)". http://www.cipac.org/document/Guidance%20Documents/CIPAC_Guideline%20Relevant%20impurities_June%202009.pdf

4. Aims, applicability, and requirements of clauses, continued

increasing the content of a relevant impurity produced by synthesis or degradation of the active ingredient, the maximum content of the relevant impurity may be specified on a formulation basis (as opposed to the usual active ingredient basis). In all other cases where hazardous compounds could be present in formulants, manufacturers of formulations must ensure that risks from these sources are minimized and acceptable.

The average measured level of a relevant impurity must not exceed its declared maximum limit.

4.4.2 Water

Aim

To limit the water content where water might adversely affect storage stability or, in the case of TC/TK, where subsequent formulation of the active ingredient containing too much water could lead to an unacceptable product.

Applicability

Technical materials, technical concentrates and non-aqueous formulations.

Methods

Method MT 30.2 : Dean and Stark method

MT 30.5 Water: Karl Fischer method using pyridine-free reagents.

Requirement

The maximum permitted level must be quoted in g/kg of the technical grade active ingredient or formulation.

Comments

This clause is required only where water is directly considered to be a relevant impurity, or it has the potential to become a relevant impurity in products formulated from a TC/TK, and the water is not adequately limited by another clause. Water is usually accepted as a relevant impurity in a TC/TK if it is to be used to prepare water-sensitive formulations, such as EC, UL, DC, OL and OD.

4.4.3 Insolubles

Aims

To limit materials that are insoluble in specified solvents. This is to enable producers of formulations to quantify impurities that, when the formulation is used in the field, may block filters and nozzles, or may otherwise adversely affect the physical properties of the formulation. Insolubles must be shown to be relevant to be included in a specification.

Applicability

Technical materials and technical concentrates.

Methods

MT 7 ethanol insoluble material;
MT 71 sodium hydroxide insoluble material;
MT 76 triethanolamine insoluble material;
MT 10 water insoluble material;
MT 11 xylene insoluble material;
MT 27 acetone insoluble material.
MT 35 oil insoluble material

Requirement

The maximum permitted level must be quoted in g/kg of the technical grade active ingredient or formulation. The method to be used must be stated.

Comment

If none of the existing methods is suitable, reasons should be given and alternatives referenced together with information supporting their validation.

4.5 Physical properties

Introduction

For the purposes of this Manual, these properties are broadly grouped and numbered as follows: (i) density properties, 1-10; (ii) surface properties, 11-20; (iii) volatilization properties, 21-30; (iv) particulate, fragmentation and adhesion properties, 31-40; (v) dispersion properties, 41-50; (vi) flow properties, 51-60; (vii) solution and dissolution properties, 61-70. These groups are not definitive and some properties could be placed in more than one category.

Tests of physical properties cannot emulate what happens in the field under all circumstances. Instead, the tests provide simple models against which satisfactory/unsatisfactory performance may be judged. Limits for satisfactory performance are based on the experience of manufacturers, WHOPES and others, in relating physical performance in the field to test results. Test results are therefore indicative of physical performance, they do not define exactly how a product will perform under specific conditions.

For some physico-chemical tests, recommended limits are stated. For example, in the case of suspensibility, not less than 60 % of the active ingredient shall remain in suspension. However, in certain cases, due to the standardized test conditions (e.g. the test temperature), the test results may not meet the guideline limits, despite the fact that the formulation is fit for its intended purpose. A less stringent limit does not automatically imply that a formulation is not fit for use but, where a proposed limit is less stringent than that given in the guideline, the JMPs requires evidence to demonstrate acceptable behaviour of the formulation in the spray tank or other application equipment.

The physical properties of formulations that are diluted with water before use can be affected by the hardness of the water used for dilution and the water temperature. Test temperatures for determination of most physical properties have been harmonised at $30 \pm 2^\circ\text{C}$. Not because this represents an “average” field temperature but because it is a temperature which is readily maintained in most laboratories (for example in a water bath, which may be difficult or relatively costly to control at lower temperatures). CIPAC Handbook F lists standard waters that may be used in laboratory tests, to simulate naturally occurring waters. With certain exceptions, Standard Water D should be adopted in tests, even where an alternative Standard Water is recommended in the CIPAC method. Exceptions are tests of emulsion stability and dispersion stability where both Standard Waters A and D are to be used.

Test concentrations should relate to the recommended use rates given on the label. Where several use rates are recommended, the highest and lowest concentrations (so long as they are within the limitations of the test method) should be used, even where other concentrations are indicated in the existing CIPAC method. Recently revised CIPAC methods have taken this into account.

(i) Density properties

4.5.2 Bulk (pour and tap) density

Aim

To provide information for packaging, transport and application. Density specifications may have particular utility for solid materials where measurement of dosage is by volume (scoop or other container) rather than by weight.

Applicability

Powders and granulated materials.

Methods

MT 33 Tap density for powders¹;

MT 58.4 Apparent density after compaction without pressure, for granules;

MT 159 Pour and tap bulk density of granular materials²;

MT 169 Tap density of water dispersible granules (WG);

MT 186 Bulk density, the preferred method.

Requirement

General limits cannot be given.

Comment

¹ MT 33 is no longer supported and should not be used with new specification proposals, but remains valid in support of existing specifications.

² MT 159 is no longer supported and should not be used with new specification proposals, but remains valid in support of existing specifications.

4. Aims, applicability, and requirements of clauses, continued

The limits should be justified.

(ii) Surface properties

4.5.11 Wettability

Aim

To ensure that water dispersible/soluble powders and granules, and emulsifiable powders and granules, are rapidly wetted when mixed with water, e.g. in the tank of a spraying machine.

Applicability

All solid formulations to be dispersed or dissolved in water.

Method

MT 53.3 Wetting of wettable powders.

Requirement

Normally the formulation shall be wetted in 1 min, without swirling.

4.5.12 Persistent foam

Aim

To limit the amount of foam produced when filling the spray tank.

Applicability

All formulations intended for dilution with water before use.

Method

MT 47.2 Determination of the foaming of suspension concentrates.

Requirement

Normally there shall be a maximum of 60 ml of foam after 1 min.

Comments

The published method, MT 47.2, utilizes CIPAC water C but CIPAC water D is used to test for compliance with FAO/WHO specifications. The mass of sample to be used in the test should be at the highest rate of use recommended by the supplier.

MT 47.2 has been tested for determination of persistent foam produced by suspension concentrates, but it has been agreed by CIPAC that it is applicable to other formulations (WP, EC, WG, etc.). Except for formulations packed in water soluble bags, persistent foaming is not tested after storage at elevated temperature, because surfactants are unlikely to be more effective after storage.

(iii) Volatilization properties¹

4.5.21 Volatility

Aim

To ensure that application of ultra-low volume formulations does not lead to unacceptable drift due to too rapid evaporation of the sprayed droplets.

Applicability

Ultra-low volume liquids (UL).

Methods

‡ No suitable test methods are available for volatility of UL.

Requirement

Dependent upon the method of measurement.

Comments

The evaporation rate of droplets is dependent on their size, composition and air temperature. Initial droplet size is partly a function of the application equipment used. In the absence of a standard test for evaporation rate, the method adopted for the specification must be made available to FAO and/or WHO, together with data supporting its validity. Supporting information should be provided on the correlation between the volatility specified and droplet size reduction and consequential increased drift potential.

¹ Flash point is an important safety characteristic of many liquid formulations. Under the FAO/WHO old procedure, clauses to limit flash point were included in certain guideline specifications but they were withdrawn under the new procedure. Flash point is usually determined by the solvents used for formulation and is therefore under manufacturing control. However, flash point is a measure of hazard, not of performance, and, as in the case of the active ingredient, the risks are application-dependent. As with other hazards, the JMPs cannot undertake risk assessments and relies upon assessments made by national registration authorities, WHO/PCS, IPCS and FAO/WHO JMPR. Risk assessments relating to the active ingredient can usually be adopted freely* because hazard characteristics such as toxicity are not greatly influenced by climate. In contrast, the risks associated with flash point are dependent upon both climate and the specific uses which are registered and it is difficult to provide global specifications for this characteristic. In cases where flash point is of major concern, a "Note" may be inserted into a specification, drawing attention to the need to adhere to national requirements, but FAO/WHO specifications cannot provide a single, universal limit for flash point.

* Note. A criterion for development of an FAO/WHO specification is current registration by one or more competent authorities, implying that the risks associated with one or more uses of the product have been assessed as acceptable in one or more countries. The existence of an FAO/WHO specification does not diminish the need for other registration authorities to assess the risks associated with uses of the product in areas for which they are responsible.

Grey shading = new/revised or deleted [‡] text or numbers in second revision (Nov 2010).

(iv) Particulate, fragmentation and adhesion properties

4.5.31 Wet sieve test

Aim

To restrict the content of insoluble particles of sizes which could cause blockage of sprayer nozzles or filters.

Applicability

Wettable powders (WP); suspension concentrates including those for seed treatment and oil-based (SC, FS and OD); water dispersible granules (WG); aqueous capsule suspensions (CS); dispersible concentrates (DC); suspo-emulsions (SE); water-soluble and dispersible tablets (ST and WT); and emulsifiable granules and powders (EG and EP).

Methods

MT 59.3 Wet sieving¹;

‡ MT 182 Wet sieving using recycled water;

MT 167 Wet sieving after dispersion of water dispersible granules (WG)²;

MT 185 Wet sieve test, the preferred method, a revision of the methods MT 59.3 and MT 167.

Requirement

A suitable phrase and values may be:

Maximum 2% retained on a 75 µm test sieve.

Comment

In some specification guidelines, this test is not included because it is effectively included in other tests, e.g. solution stability, see 4.5.64.

4.5.32 Dry sieve test

Aim

To restrict the content of particles of unwanted sizes.

Applicability

Powders and granules intended for direct application.

Methods

MT 59.1 Dustable powders (DP);

MT 58 Granular formulations (GR);

¹ MT 59.3 is no longer supported and should not be used with new specification proposals, but remains valid in support of existing specifications.

² MT 167 is no longer supported and should not be used with new specification proposals, but remains valid in support of existing specifications.

4. Aims, applicability, and requirements of clauses, continued

MT 170 Dry sieve analysis of water dispersible granules (WG).

Requirement

General limits cannot be given.

4.5.33 Nominal size range

Aim

To ensure that an acceptable proportion of a granule formulation is within an appropriate particle size range, in order to minimize segregation during transport and handling, thus ensuring uniform flow rates through application equipment.

Applicability

Granules (GR).

Methods

MT 59.2 (MT 58) Sieve analysis.

Requirements

Not less than 85% of the formulation shall be within the nominal size range.

Comment

Size range may affect biological activity and the suitability of application equipment.

4.5.34 Dustiness

Aim

To restrict the dustiness of granular formulations, which may liberate dust into the air when handled and applied, and hence the risks to users.

Applicability

Granules (GR), water dispersible granules (WG) emulsifiable granules (EG) and water soluble granules (SG).

Method

MT 171 Dustiness of granular formulations.

Requirement

The formulation shall be “nearly dust free” or “essentially non-dusty”, as defined by method MT 171.

Comments

Method MT 171 describes two ways to measure dustiness: a gravimetric method and an optical method. The optical method usually shows good correlation with the gravimetric method and can, therefore,

4. Aims, applicability, and requirements of clauses, continued

be used as an alternative, where the equipment is available. Where the correlation is in doubt, it must be checked with the formulation to be tested. In case of dispute, the gravimetric method shall be used.

4.5.35 Attrition resistance or degree of attrition

Aims

To ensure that granular and tablet formulations remain intact until use, to minimize risks during handling or use from the dust generated by attrition in handling and transport. In the case of granules (GR) and tablet formulations, to avoid generation of dusts and/or fines that may also affect application and efficacy in the field.

Applicability

Granular formulations (GR, WG, SG and EG) and tablet formulations (DT, WT, ST, depending upon their intended mode of use).

Method

MT 178 Attrition resistance of granules (GR).

MT 178.2 Attrition resistance of granules intended for dispersion in water (WG, SG, EG).

MT 193 Attrition of tablets.

Requirement

General limits cannot be given.

Comment

CIPAC MT 193 ‡ measures attrition (the tendency to lose material from surfaces/edges as a result of impact and friction). ‡

The attrition resistance of a tablet is often closely related to the packaging design. If a tablet is packaged in a protective/shock absorbing container, removing it from the container for the purpose of abrasion/integrity testing may not be appropriate for quality control, because it will be subject to impact and abrasion forces greatly exceeding those which normally occur during transport, storage and handling of the commercial container.

4.5.36 Tablet integrity

Aims

To ensure that tablets remain intact until use, ensuring that the intended dose is applied.

Applicability

Tablets (DT, ST and WT).

Method

Visual observation.

4. Aims, applicability, and requirements of clauses, continued

Requirements

No broken tablets in at least one pack/package containing multiple tablets.

4.5.37 Adhesion to seeds

Aims

To ensure that the intended dose remains on seeds, and is not easily removed, which may increase risks in handling and adversely affect efficacy.

Applicability

All seed treatment formulations.

Methods

‡

MT 194 Adhesion to treated seed.

MT 83 – Adhesion to seeds for powder products¹

Requirement

General limits cannot be given.

4.5.38 Particle size range

Aim

To restrict the sizes of suspended particulates to a sufficiently narrow range to ensure optimum efficacy and/or safety of the product.

Applicability

Multiple phase formulations, if appropriate.

Methods

MT 187 Particle size analysis by laser diffraction.

Requirements

Limits are usually product-dependent.

4.5.39 Tablet hardness

Aim

To ensure that tablets remain intact during handling and application.

Applicability

Tablets which must not crumble before or during application.

¹ Method MT 83 is no longer supported and should not be used with new specification proposals, but remains valid in support of existing specifications

4. Aims, applicability, and requirements of clauses, continued

Method

‡ No suitable test methods are available for tablet hardness.

Requirements

Limits are usually product-dependent.

(v) Dispersion properties

4.5.41 Dispersibility and spontaneity of dispersion

Aim

To ensure that the formulation is easily and rapidly dispersed when diluted with water.

Applicability

Suspension concentrates (SC), aqueous capsule suspensions (CS) and water dispersible granules (WG).

Methods

MT 160 Spontaneity of dispersion of suspension concentrates;

MT 174 Dispersibility of water dispersible granules.

Requirement

General limits cannot be given.

Comments

Using method MT 160, chemical assay is the only fully reliable technique to measure the mass of active ingredient still in suspension. Simpler measurements such as gravimetric and solvent extraction determination may be used routinely, provided that they have been shown to give equal results to those of the chemical assay method. In cases of dispute, chemical assay shall be the referee measurement. Method MT 174 has been validated only for gravimetric determination.

4.5.42 Disintegration time and degree of dispersion/dissolution

Aims

To ensure that soluble or dispersible tablets disintegrate rapidly on addition to water and that the formulation is readily dispersed or dissolved.

Applicability

Soluble tablets (ST) and water dispersible tablets (WT).

Methods

Method under development.

Requirement

Maximum disintegration time of whole tablet: sec (or min).

4.5.43 **Suspensibility**

Aim

To ensure that a sufficient amount of active ingredient is homogeneously dispersed in suspension in the spray liquid to give a satisfactory and effective mixture during spraying.

Applicability

Wettable powders (WP), suspension concentrates (SC), capsule suspensions (CS) and water dispersible granules (WG).

Methods

- MT 15.1 Suspensibility of wettable powders¹;
- MT 161 Suspensibility of aqueous suspension concentrates²;
- MT 168 Suspensibility of water dispersible granules³;
- MT 177 Suspensibility of water dispersible powders (simplified method)⁴;
- MT 184 Suspensibility of formulations forming suspensions on dilution in water (a harmonisation of methods MT 15, MT 161 and MT 168).

Requirement

For wettable powders, suspension concentrates, capsule suspensions and water dispersible granules, normally at least 60% of the active ingredient shall remain in suspension.

Comments

‡

The suspension is prepared by the method given in the instructions for use of the formulation or, if no method is given, by the MT 184 method (b), without creaming. The test is normally carried out before and after the test of stability at elevated temperature, using CIPAC Standard Water D. ‡Suspensions are to be tested at the highest and lowest recommended rates of use. The test is carried out in a water bath at 30

¹ MT 15.1 is no longer supported and should not be used with new specification proposals, but remains valid in support of existing specifications.

² MT 161 is no longer supported and should not be used with new specification proposals, but remains valid in support of existing specifications.

³ MT 168 is no longer supported and should not be used with new specification proposals, but remains valid in support of existing specifications.

⁴ MT 177 is no longer supported and should not be used with new specification proposals, but remains valid in support of existing specifications.

4. Aims, applicability, and requirements of clauses, continued

$\pm 2^{\circ}\text{C}$, unless other temperatures are required. MT 184 is the preferred method.

4.5.44 Dispersion stability

Aim

To ensure that a sufficient proportion of active ingredient is homogeneously dispersed in suspension and emulsion in the spray liquid to give a satisfactory and effective mixture throughout spraying.

Applicability

Suspo-emulsions (SE), emulsifiable granules (EG), emulsifiable powders (EP), dispersible concentrates (DC) and oil-based suspension concentrates (OD).

Method

MT 180 Dispersion stability of suspo-emulsions.

Requirement

The formulation, when diluted at $30 \pm 2^{\circ}\text{C}$ (unless other temperatures are required) with CIPAC Standard Waters A and D, shall continue to comply with the following:

Time after allowing the dispersion to stand	Limits of stability
0 h	initial dispersion complete
0.5 h	"cream", maximum: ml "free oil", maximum: ml sediment, maximum: ml
24 h	re-dispersion complete
24.5 h	"cream", maximum: ml "free oil", maximum: ml sediment, maximum: ml

Comment

The test should be carried out at the highest and lowest recommended rates of use.

4.5.45 Emulsion stability and re-emulsification

Aim

To ensure that a sufficient proportion of the active ingredient is uniformly dispersed in emulsion to give a satisfactory and effective mixture throughout spraying.

Applicability

Emulsifiable concentrates (EC), emulsions, oil in water (EW) and microemulsions (ME)

4. Aims, applicability, and requirements of clauses, continued

Methods

- MT 36.1.1 Emulsion characteristics of emulsifiable concentrates, 5% v/v oil phase when diluted - hand shaking¹;
- MT 36.3 Emulsion characteristics of emulsifiable concentrates;
- MT 183 Agrochemical emulsion tester for the determination of the stability of dilute emulsions².

Requirements

The formulation, when diluted at $30 \pm 2^\circ\text{C}$ (unless other temperatures are required) with CIPAC Standard Waters A and D, shall comply with the following:

Time after dilution	Limits of stability, ‡ MT 36.3
0 h	initial emulsification complete
0.5 h	"cream", maximum: ml
2.0 h	"cream", maximum: ml "free oil", maximum: ml
24 h	re-emulsification complete
24.5 h	"cream", maximum: ml "free oil", maximum: ml
Note: tests after 24 h are required only where results at 2 h are in doubt	
Time after dilution	Limits of stability, MT 183
2 min	AC reading maximum
7 to 32 min	AC reading similar to above (no major increase, decline or fluctuation)
Note: the initial AC reading is <1 in most cases.	

Comments

The test is normally carried out before and after the heat stability test, using CIPAC Standard Waters A and D at a temperature of $30 \pm 2^\circ\text{C}$. ‡ Where emulsions are to be used at 0.1 – 5 % ‡dilution, the preferred method is MT 36.3. ‡

‡

(vi) Flow properties

4.5.51 Flowability

Aims

To ensure that ‡granules for direct application will flow freely from application machinery; and that granules ‡for dispersion or dissolution in water will flow freely, rather than clumping, after storage.

¹ MT 36.1.1 is no longer supported and should not be used with new specification proposals, but remains valid in support of existing specifications.

² MT 183 is no longer supported and should not be used with new specification proposals, but remains valid in support of existing specifications.

4. Aims, applicability, and requirements of clauses, continued

Applicability

‡ Water dispersible granules (WG), water soluble granules (SG), granules (GR) and emulsifiable granules (EG).

Methods

MT 172 Flowability of water dispersible granules after heat test under pressure.

Requirement

General limits cannot be given.

4.5.52 Pourability

Aim

To ensure that formulations have characteristics that will enable them to pour readily from containers.

Applicability

Suspension concentrates (SC FS, and OD), aqueous capsule suspensions (CS), suspo-emulsions (SE), and similarly viscous formulations, but may also be applied to formulations in solution, such as soluble concentrates (SL) and emulsifiable concentrates (EC).

Methods

MT 148.1 Pourability of suspension concentrates, revised.

Requirement

Maximum "residue": %.

Comments

The "residue" is the proportion of formulation remaining in the cylinder.

The clause does not define the pouring and rinsing characteristics of containers. Pouring characteristics of formulation/container combinations are unique and the test method determines only the performance of the formulation in a test cylinder. Important though the pouring and rinsing characteristics of the formulation/container combination are to the user, methods are not yet available that permit them to be incorporated into FAO or WHO specifications.

Where the proposed limit is high, it will be necessary to demonstrate that the residue can be rinsed readily from containers.

4.5.53 Viscosity

Aim

‡

To ensure that single-phase formulations, e.g. UL, have viscosity properties suitable for purpose.

4. Aims, applicability, and requirements of clauses, continued

Applicability

UL

Methods

MT 192 Viscosity of liquids by rotational viscometry.

MT 22 Viscosity, kinematic (suitable for Newtonian products).

Requirements

Limits are usually product-dependent.

(vii) Solution and dissolution properties

4.5.61 Acidity and/or alkalinity or pH range

Aim

To minimize potential decomposition of the active ingredient, deterioration of the physical properties of the formulation, or potential corrosion of the container.

Applicability

Specifications for any material where adverse reactions would occur in the presence of excessive acid or alkali.

Methods

MT 31 Free acidity or alkalinity¹

MT 191 Acidity or alkalinity of formulations, the preferred method for acidity or alkalinity.

MT 75.3 pH of diluted and undiluted aqueous solutions.

Requirements

General limits cannot be given.

Acidity and alkalinity should be expressed as g/kg H₂SO₄ and NaOH, irrespective of the nature of the acid or alkali species present.

pH must be expressed as a range with upper and lower limits, and the temperature of measurement stated.

Comment

The requirement for this clause should be justified by the proposer. For example, it will be justified where acid- or base-catalysed degradation of the active ingredient occurs but not if the active ingredient and formulants are stable over a wide range of pH values.

¹ MT 31 is no longer supported and should not be used with new specification proposals, but remains valid in support of existing specifications.

4. Aims, applicability, and requirements of clauses, continued

4.5.62 Miscibility with hydrocarbon oil

Aim

To ensure that when a formulation is diluted with oil, an homogeneous mixture is produced.

Applicability

Any specification for a formulation intended to be diluted with oil before use (e.g. OL).

Method

MT 23 Miscibility with hydrocarbon oil.

Requirement

General limits cannot be given.

4.5.63 Dissolution of water soluble bags

Aim

To ensure that formulations packed in water soluble bags, when dispersed or dissolved, will not block filters or nozzles of application equipment.

Applicability

All formulations packaged in water soluble bags.

Method

MT 176 Dissolution rate of water soluble bags.

Requirement

A suitable figure may be a maximum of 30 sec.

4.5.64 Degree of dissolution and/or solution stability

Aims

To ensure that: (i) water soluble formulations dissolve readily and when diluted, produce stable solutions without precipitation, flocculation, etc.; (ii) soluble concentrates produce stable solutions on dilution.

Applicability

Specifications for all water soluble formulations.

Methods

MT 179 Degree of dissolution and solution stability;

MT 41 Dilution stability of all aqueous solutions.

Requirement

General limits cannot be given.

4. Aims, applicability, and requirements of clauses, continued

Comment

MT 179 has been tested for water soluble granules (SG), but it has been agreed by CIPAC that it is also applicable to water soluble powders (SP).

4.6 Storage stability

4.6.1 Stability at 0°C

Aim

To ensure that the properties of formulations are not adversely affected by storage during cold periods, with respect to dispersion and particulate properties.

Applicability

Specifications for liquid formulations.

Method

MT 39.3 Stability of liquid formulations at 0°C.

Requirements

After storage at $0 \pm 2^\circ\text{C}$ for 7 days, the formulation must continue to comply with the requirements of appropriate clauses for initial dispersion, stability of emulsion or suspension, and wet sieve test. The permitted normal maximum amount of separated solid and liquid is 0.3 ml.

Comments

The principle problems with low temperature storage are related to precipitation or separation of liquid phases. The original properties of the formulation must be restored on warming and mixing, otherwise application in the field is likely to be unsatisfactory. The test may be conducted at a lower temperature, if required and if agreed between buyer and seller.

In certain cases (e.g. CS) it may be important to assess the effect of freezing and thawing cycles on the formulation. Adverse effects on retention of the active ingredient by capsules may occur.

Method MT 39.3 is suitable for formulations consisting of a solution of a pesticide in water or organic solvent (e.g. solution concentrates and emulsifiable concentrates). It may be used for certain liquid formulations that consist of a dispersion in an aqueous or non-aqueous continuous phase but, in these cases, the applicability of the method must be established before the clause and limit are based upon it.

4.6.2 **Stability at elevated temperature**

Aim

To ensure that the properties of formulations are not adversely affected by storage at high temperature, and to assess their long-term storage stability at more moderate temperature, with respect to content of active ingredient (and a possible consequent increase in relevant impurities) and certain physical properties.

Applicability

Specifications for all formulations.

Method

MT 46.3 Accelerated storage procedure.

Note: MT 46.3 is not intended for testing microbial pesticides, which may require conditions according to the product.

Requirements

After storage at $54 \pm 2^{\circ}\text{C}$ for 14 days, the formulation must continue to comply with the requirements of appropriate clauses for content of active ingredient, relevant impurities, particulate and dispersion clauses.

The average active ingredient content should not decline to less than 95% of the average content measured prior to the test, and relevant physical properties should not change to an extent that might adversely affect the application and/or safety.

Where the formulation is not suitable nor intended for use in hot climates and is adversely affected by very high temperature, the test conditions may be modified. Avoidance of temperatures exceeding 50°C is likely to be necessary where the formulation is packed in water soluble bags and this may also be necessary in the case of certain household insecticides, such as aerosols (AE).

Alternative conditions are: 4 weeks at $50 \pm 2^{\circ}\text{C}$, 6 weeks at $45 \pm 2^{\circ}\text{C}$; 8 weeks at $40 \pm 2^{\circ}\text{C}$, 12 weeks at $35 \pm 2^{\circ}\text{C}$ or 18 weeks at $30 \pm 2^{\circ}\text{C}$.

Comments

Samples of the formulation taken before and after the MT 46.3 test should be analyzed concurrently, after the test, in order to reduce the analytical error.

Further information must be provided if the degradation of the active ingredient exceeds 5% or a physical property is adversely affected. For example, the degradation products must be identified and quantified. In formulations with concentrations of 1% or below, there may be analytical challenges in identifying the degradation products that may only be at 0.05% level. In such cases available evidence and scientific argument on the likely degradation products should be provided.

Formulation labels must be marked with the release date (month and year) of the lot or batch. The date shown on the label must be the start

date from which the supplier guarantees the quality of the formulation. The term "release date" should be used rather than "formulation date", which may lead to confusion between supplier and buyer (see also FAO Guidelines on Good Labelling Practice, revised, 1995).

Formulations are generally expected to continue to be satisfactory in use after storage for at least 2 years from the release date in the unopened original containers, provided that these have been stored according to the instructions given on the label. Information on the storage stability of the formulation must be provided on the label if the intended shelf-life is less than 2 years.

FAO and WHO do not generally recommend storage of formulations for more than 2 years and the specifications are not intended to apply to longer periods of storage. Where a formulation has been subjected to prolonged storage or adverse conditions during storage, analysis and testing are recommended to assess its suitability for use.

For certain products, e.g. LN (long-lasting insecticidal nets), longer shelf-life may be needed. The claimed longer shelf-life must be substantiated with data that demonstrate that the product remains within specification for the longer period.

The rate at which products undergo chemical and/or physical changes depends on the nature of the active ingredient(s), the formulation, the packaging, and the storage conditions. The product remains fit for use as long as the changes do not adversely effect the application, the biological performance, or the safety of operators, consumers or environment. However, such adverse effects cannot be assessed routinely by the buyer and the test of storage at elevated temperature provides an economic means for demonstrating that they should not occur if the product is stored according to the label recommendations.

Reaction kinetics (Arrhenius equation) are not linear with respect to temperature and therefore storage at constant temperature $t^{\circ}\text{C}$ is not equal to storage at variable temperatures with an arithmetic mean of $t^{\circ}\text{C}$. Estimation of average air/surface temperatures is problematic, even where accurate measurements of daily maxima and minima are available. In addition, the main bulk of a product is not usually subjected to the extremes of temperature reached by the packaging. Therefore calculation of the impact of a particular storage regime on the stability of a product may be misleading. The recommended test of storage stability is expected to provide a more reliable indicator.

The clause for stability at elevated temperature provides limits for the active ingredient content and physical properties of the product. It is generally accepted that deviations of $\pm 10\%$ of the nominal active ingredient content¹ do not significantly influence the biological performance. Where the active ingredient is unavoidably subject to degradation during recommended storage, an overage $\leq 10\%$ of the

¹ This is not to be confused with the standard tolerances given in the table in section 4.3.2, which do not include an allowance for degradation or overage.

4. Aims, applicability, and requirements of clauses, continued

nominal content may be applied to compensate for degradation. Alternatively, a limit <95% for active ingredient content after the storage stability test may be proposed. In either case, the manufacturer will normally be asked to provide supporting evidence for the requirement.

A more detailed consideration of shelf life and storage stability matters is given in CropLife International Technical Monograph No. 17, “Guidelines for Specifying the Shelf Life of Plant Protection Products (± June, 2009)¹. See also the FAO International Code of Conduct on the Distribution and Use of Pesticides².

¹ Obtainable through the CropLife International website <http://www.croplife.org>.

² Accessible through the FAO website.
<http://www.fao.org/agriculture/crops/core-themes/theme/pests/pm/code/en/>

5. SPECIFICATION GUIDELINES FOR TECHNICAL MATERIALS AND TECHNICAL CONCENTRATES (except microbial TKs¹)

Introduction

A technical material (TC) is an active ingredient isolated (as far as is practicable) from the starting materials, solvents, etc., used to produce it. The isolation process may be simple, for example filtration and drying of a precipitate, or relatively complex. A TC may be prepared from a TK but it may also be diluted, with or without conversion to a salt or other derivative, to prepare a TK. A TC is formulated before use as a pesticide and a salt or other derivative may be formed during the formulation process. A TC is traded between manufacturers and formulators.

A technical concentrate (TK) may be an active ingredient which has not been isolated from the materials, solvents, etc., used to produce it, or it may be a minimally diluted TC intended for use in preparing formulations. In some cases it is necessary or advantageous to manufacture formulations from a technical concentrate (TK), rather than from a TC. For example, the active ingredient may be unstable in a pure form or an isolation process may introduce unnecessary cost and complexity, especially if the only impurity removed is water. A salt or other derivative may be formed during the formulation process or in the preparation of the TK.

Where a TC/TK is intended for application by the end user, it should comply with the formulation specifications appropriate to its physical state.

If necessary, TC and TK materials can usually be reworked by manufacturers, to ensure compliance with specifications prior to formulation, and therefore storage stability clauses are not included in these specifications.

TC and TK specifications may also appear to be very simple because very few physical properties are likely to affect the stability and performance of the active ingredient in this form. The simplicity of the TC/TK specifications may appear to contrast with the volume of data evaluated in support them but it should be remembered that TC/TK specifications form the starting point for all formulation specifications.

“Technical grade active ingredient” is used in this Manual as a generic term, referring to both TC and TK.

¹ For information on specifications for microbial pesticides, see section 9.

5.1 TECHNICAL MATERIALS (TC)

Note for preparation of draft specifications. Do not omit clauses or insert additional clauses, nor insert limits that are more lax than those than given in the guidelines, without referring to section 4. From the “Notes” provided at the end of this guideline, incorporate only those which are applicable to the particular specification.

..... [ISO common name] TECHNICAL MATERIAL

[CIPAC number]/TC (month & year of publication)

5.1.1 Description

The material shall consist of [ISO common name] together with related manufacturing impurities, in the form of (see Section 4.2), and shall be [physical description] free from visible extraneous matter and added modifying agents, except stabilizers if required.

5.1.2 Active ingredient

5.1.2.1 Identity tests (Note 1)

The active ingredient shall comply with an identity test and, where the identity remains in doubt, shall comply with at least one additional test.

5.1.2.2 [ISO common name] content (Note 1)

The [ISO common name] content shall be declared (not less than g/kg) and, when determined, the average measured content shall not be lower than the declared minimum content.

5.1.2.3 Any other relevant clause (Note 1), if required

Such as isomer ratio.

5.1.3 Relevant impurities

5.1.3.1 By-products of manufacture or storage (Note 2), if required

Maximum: g/kg.

5.1.3.2 Water (MT 30.5) (Notes 3 & 4), if required

Maximum: g/kg.

5.1.3.3 Insolubles (Notes 3 & 4), if required,

Maximum: g/kg.

5.1.4 **Physical properties**

5.1.4.1 **Acidity and/or Alkalinity** (MT 191) (Note 3), if required

Maximum acidity: g/kg calculated as H₂SO₄.

Maximum alkalinity: g/kg calculated as NaOH.

5.1.4.2 **Any other clause** (Notes 3 & 4), if required

Such as a sieve test, kinematic viscosity range, specific gravity, etc.

Note 1 Method(s) of analysis must be CIPAC, AOAC or equivalent. If the methods have not yet been published then full details, with appropriate method validation data, must be submitted to FAO/WHO by the proposer.

Note 2 This clause should include only relevant impurities and the title should be changed to reflect the name of the relevant impurity. Method(s) of analysis must be peer validated.

Note 3 Clauses to be included only if appropriate to the material.

Note 4 The method to be used shall be stated. If several methods are available, a referee method shall be selected.

5.2 TECHNICAL CONCENTRATES (TK)

Note for preparation of draft specifications. Do not omit clauses or insert additional clauses, nor insert limits that are more lax than those than given in the guidelines, without referring to section 4. From the “Notes” provided at the end of this guideline, incorporate only those which are applicable to the particular specification.

..... [ISO common name] TECHNICAL CONCENTRATE

[CIPAC number]/TK (month & year of publication)

5.2.1 Description

The material shall consist of [ISO common name] together with related manufacturing impurities, in the form of (see Section 4.2), and shall be [physical description] free from visible extraneous matter and added modifying agents except for the diluent and stabilizer, if required.

5.2.2 Active ingredient

5.2.2.1 Identity tests (Note 1)

The active ingredient shall comply with an identity test and, where the identity remains in doubt, shall comply with at least one additional test.

5.2.2.2 [ISO common name] content (Note 1)

The [ISO common name] content shall be declared (g/kg or, for liquids only, g/l at $20 \pm 2^\circ\text{C}$,) and, when determined, the average measured content shall not differ from that declared by more than the appropriate tolerance, given in the table of tolerances, Section 4.3.2.

5.2.2.3 Any other clause (Note 1), if required

Such as isomer ratio.

5.2.3 Relevant impurities

5.2.3.1 By-products of manufacture or storage (Note 2), if required

Maximum:% of the [ISO common name] content found under 5.2.2.2.

5.2.3.2 Water (MT 30.5) (Note 3), if required

Maximum: g/kg.

5.2.3.3 Insolubles (Notes 3 & 4), if required

Maximum: g/kg.

5.2.4 Physical properties

5.2.4.1 **Acidity** and/or **Alkalinity** (MT 191) or **pH range** (MT 75.3) (Notes 3 & 4), if required

Maximum acidity: g/kg calculated as H_2SO_4 .

Maximum alkalinity: g/kg calculated as NaOH.

pH range: to

5.2.4.2 **Any other clause** (Note 4)

Such as a sieve test, kinematic viscosity range, specific gravity, etc.

Note 1 Method(s) of analysis must be CIPAC, AOAC or equivalent. If the methods have not yet been published then full details, with appropriate method validation data, must be submitted to FAO/WHO by the proposer.

Note 2 This clause should include only relevant impurities and the title should be changed to reflect the name of the relevant impurity. Method(s) of analysis must be peer validated.

Note 3 Clauses to be included only if appropriate to the material.

Note 4 The method to be used shall be stated. If several methods are available, a referee method shall be selected.

6. SPECIFICATION GUIDELINES FOR SOLID FORMULATIONS

SOLID FORMULATIONS FOR DIRECT USE

- 6.1 Dustable Powders (DP)
- 6.2 Powders for Dry Seed Treatment (DS)
- 6.3 Granules (GR)
- 6.4 Tablets for Direct Application (DT)

SOLID FORMULATIONS FOR DISPERSION

- 6.11 Wettable Powders (WP)
- 6.12 Water Dispersible Powders for Slurry Seed Treatment (WS)
- 6.13 Water Dispersible Granules (WG)
- 6.14 Water Dispersible Tablets (WT)
- 6.15 Emulsifiable Granules (EG)
- 6.16 Emulsifiable Powders (EP)

SOLID FORMULATIONS FOR DISSOLUTION

- 6.21 Water Soluble Powders (SP)
- 6.22 Water Soluble Powders for Seed Treatment (SS)
- 6.23 Water Soluble Granules (SG)
- 6.24 Water Soluble Tablets (ST)

6.1 DUSTABLE POWDERS (DP)

Note for preparation of draft specifications. Do not omit clauses or insert additional clauses, nor insert limits that are more lax than those than given in the guidelines, without referring to section 4. From the “Notes” provided at the end of this guideline, incorporate only those which are applicable to the particular specification.

..... [ISO common name] DUSTABLE POWDER

[CIPAC number]/DP (month & year of publication)

6.1.1 Description

The material shall consist of an homogeneous mixture of technical [ISO common name], complying with the requirements of FAO/WHO specification [.....], in the form of (see Section 4.2), together with carriers and any other necessary formulants. It shall be in the form of a fine, free-flowing powder, free from visible extraneous matter and hard lumps.

6.1.2 Active ingredient

6.1.2.1 Identity tests (Note 1)

The active ingredient shall comply with an identity test and, where the identity remains in doubt, shall comply with at least one additional test.

6.1.2.2 [ISO common name] content (Note 1)

The [ISO common name] content shall be declared (g/kg) and, when determined, the average content measured shall not differ from that declared by more than the appropriate tolerance, given in the table of tolerances, Section 4.3.2.

6.1.3 Relevant impurities

6.1.3.1 By-products of manufacture or storage (Note 2), if required

Maximum:% of the [ISO common name] content found under 6.1.2.2

6.1.3.2 Water (MT 30.5) (Note 3)

Maximum: g/kg.

6.1.4 Physical properties

6.1.4.1 Acidity and/or Alkalinity (MT 191) or pH range (MT 75.3) (Note 3 ±), if required,

Maximum acidity: g/kg calculated as H₂SO₄.

Maximum alkalinity: g/kg calculated as NaOH.

pH range: to

6.1.4.2 Dry sieve test (MT 59.1) (Note 4)

Maximum: 5% retained on a 75 µm test sieve. Not more than $(0.005 \times X)\%$ of the mass of the sample used for the determination shall be present as [ISO common name] in the residue on the sieve, where X is the [ISO common name] content (g/kg) found under 6.1.2.2 (Note 5).

6.1.5 Storage stability

6.1.5.1 Stability at elevated temperature (MT 46.3)

After storage at $54 \pm 2^\circ\text{C}$ for 14 days (Note 6), the determined average active ingredient content must not be lower than% relative to the determined mean content found before storage (Note 7) and the formulation shall continue to comply with the clauses for:

- by-products of manufacture or storage (6.1.3.1),
 - acidity/alkalinity/pH range (6.1.4.1),
 - dry sieve test (6.1.4.2),
- as required.

Note 1 Method(s) of analysis must be CIPAC, AOAC or equivalent. If the methods have not yet been published then full details, with appropriate method validation data, must be submitted to FAO/WHO by the proposer.

Note 2 This clause should include only relevant impurities and the title should be changed to reflect the name of the relevant impurity. Method(s) of analysis must be peer validated method.

Note 3 The method to be used shall be stated. If several methods are available, a referee method shall be selected.

± Note 4 Method MT 59.1, together with relevant methods of analysis for active ingredient, see Note 1.

Note 5 If the formulation has a found content of 40 g/kg of [ISO common name] and 20 g of sample is used in the test, then the amount of [ISO common name] in the residue on the sieve should not exceed 0.040 g, i.e.

$$\frac{(0.005 \times 40) \times 20}{100} \text{ g}$$

Note 6 Unless other temperatures and/or times are specified. Refer to Section 4.6.2 of this Manual for alternative storage conditions.

Note 7 Samples of the formulation taken before and after the storage stability test should be analyzed together after the test in order to reduce the analytical error.

6.2 POWDERS FOR DRY SEED TREATMENT (DS)

Note for preparation of draft specifications. Do not omit clauses or insert additional clauses, nor insert limits that are more lax than those than given in the guidelines, without referring to section 4. From the “Notes” provided at the end of this guideline, incorporate only those which are applicable to the particular specification.

The guidelines for seed treatment formulations do not apply to formulations intended for film-coating or pelleting of seeds. They include special clauses, related to their use pattern, although some of the corresponding test methods are not yet developed. The influence of treatment on germination is of major importance but it is not the subject of a specification clause because no test method is applicable to all types of seeds. To avoid adverse effects, users should apply the formulation strictly according to the recommendations of the manufacturer and should not treat seeds for which effect on germination is not known. Treated seeds should be stored in a suitable container and should be protected from excessive temperature and moisture.

..... [ISO common name] POWDER FOR DRY SEED TREATMENT (Note 1)

[CIPAC number]/DS (month & year of publication)

6.2.1 Description

The material shall consist of an homogeneous mixture of technical [ISO common name], complying with the requirements of FAO/WHO specification [.....], in the form of (see Section 4.2), together with suitable fillers and any other necessary formulants including colouring matter (Note 1). It shall be in the form of a fine free-flowing powder, free from visible extraneous matter and hard lumps.

6.2.2 Active ingredient

6.2.2.1 Identity tests (Note 2)

The active ingredient shall comply with an identity test and, where the identity remains in doubt, shall comply with at least one additional test.

6.2.2.2 [ISO common name] content (Note 2)

The [ISO common name] content shall be declared (g/kg) and, when determined, the average content measured shall not differ from that declared by more than the appropriate tolerance, given in the table of tolerances, Section 4.3.2.

6.2.3 Relevant impurities

6.2.3.1 By-products of manufacture or storage (Note 3), if required

Maximum:% of the [ISO common name] content found under 6.2.2.2.

6.2.3.2 Water (MT 30.5) (Note 4), if required

Maximum: g/kg.

6.2.4 Physical properties

6.2.4.1 Acidity and/or Alkalinity (MT 191) or pH range (MT 75.3) (Note 4), if required

Maximum acidity: g/kg calculated as H_2SO_4 .

Maximum alkalinity: g/kg calculated as NaOH.

pH range: to

6.2.4.2 Dry sieve test (MT 59.1) (Note 5)

If appropriate, maximum ..% of the formulation shall be retained on a test sieve, the mesh size of which must be specified.

Not more than (.....x X)% of the mass of sample used for the determination shall be present as [ISO common name] in the residue on the sieve, where X is the [ISO common name] content (g/kg) found under 5.2.2.2 (Note 6).

6.2.4.3 Adhesion to seeds (MT 194) ‡

The manufacturer shall declare for each group of seed for which the material is recommended, the minimum percentage of the [ISO common name] remaining on the seeds after the test.

6.2.5 Storage stability

6.2.5.1 Stability at elevated temperature (MT 46.3)

After storage at $54 \pm 2^\circ\text{C}$ for 14 days (Note 7), the determined average active ingredient content must not be lower than% relative to the determined average content found before storage (Note 8) and the formulation shall continue to comply with the clauses for:

- by-products of manufacture or storage (6.2.3.1),
 - acidity/alkalinity/pH range (6.2.4.1),
 - dry sieve test (6.2.4.2),
 - adhesion to seeds (6.2.4.3),
- as required.

Note 1 The influence of treatment on germination is of major importance but it is not the subject of a specification clause because no test method is applicable to all types of seeds. To avoid adverse effects, users should apply the formulation strictly according to the recommendations of the manufacturer and should not treat seeds for which effect on germination is not known. Treated seeds should be stored in a suitable container and should be protected from excessive temperature and moisture.

The formulation shall contain a dye or pigment that permanently colours the seed after treatment (red is recommended). In some countries, there may be a legal requirement that a specific colour shall be used. The same colour must not be used for denaturing seeds intended for use as livestock feeding stuffs.

Note 2 Method(s) of analysis must be CIPAC, AOAC or equivalent. If the methods have not yet been published then full details, with appropriate method validation data, must be submitted to FAO/WHO by the proposer.

Note 3 This clause should include only relevant impurities and the title should be changed to reflect the name of the relevant impurity. Method(s) of analysis must be peer validated.

Note 4 The method(s) to be used shall be stated. If several methods are available, a referee method shall be selected.

Note 5 Method MT 59.1, together with relevant methods of analysis (see Note 3).

Note 6 For example, if the maximum permitted on the sieve is 5% and if the formulation has a found content of 400 g/kg of [ISO common name] and 20 g of sample is used in the test, then the amount of the [ISO common name] in the residue on the sieve should not exceed 0.40 g, i.e.

$$\frac{(0.005 \times 400) \times 20}{100} = 0.40 \text{ g}$$

± Note 7 Unless other temperatures and/or times are specified. Refer to Section 4.6.2 of this Manual for alternative storage conditions.

Note 8 Samples of the formulation taken before and after the storage stability test should be analyzed together after the test in order to reduce the analytical error.

6.3 GRANULES (GR)

Introduction

These specifications are intended for granular products to be applied in dry form by machine. Granules formulated on commercially available fertilizers as carriers are excluded, if they are to be applied at full fertilizer rate.

Granules intended to be used in crop protection are formulated in many different ways depending on the physico-chemical properties of the active ingredient(s), the manufacturing equipment available and the nature of the carriers used. This can lead to products of differing physical properties. Furthermore, a wide range of application equipment is available in different parts of the world. In consequence, the establishment of internationally agreed specifications for granules is relatively more difficult than is the case for some other types of formulation.

Note for preparation of draft specifications. Do not omit clauses or insert additional clauses, nor insert limits that are more lax than those than given in the guidelines, without referring to section 4. From the “Notes” provided at the end of this guideline, incorporate only those which are applicable to the particular specification.

..... [ISO common name] GRANULES

[CIPAC number]/GR (month & year of publication) (Note 1)

6.3.1 Description

The material shall consist of granules containing technical [ISO common name], complying with the requirements of FAO/WHO specification [.....], in the form of (see Section 4.2), together with suitable carriers and any other necessary formulants. It shall be dry, free from visible extraneous matter and hard lumps, free-flowing, essentially non-dusty and intended for application by machine.

6.3.2 Active ingredient

6.3.2.1 Identity tests (Note 2)

The active ingredient shall comply with an identity test and, where the identity remains in doubt, shall comply with at least one additional test.

6.3.2.2 [ISO common name] content (Note 2)

The [ISO common name] content shall be declared (g/kg) and, when determined, the average content measured shall not differ from that declared by more than the appropriate tolerance, given in the table of tolerances, Section 4.3.2.

6.3.3 Relevant impurities

6.3.3.1 By-products of manufacture or storage (Note 3), if required

Maximum:% of the [ISO common name] content found under 6.3.2.2.

6.3.3.2 Water (MT 30.5) (Notes 4 & 5)

Maximum: g/kg.

6.3.4 Physical properties

6.3.4.1 Acidity and/or Alkalinity (MT 191) or pH range (MT 75.3) (Notes 4 & 5), if required

Maximum acidity: g/kg calculated as H₂SO₄.

Maximum alkalinity: g/kg calculated as NaOH.

pH range: to

6.3.4.2 Pour and tap density (MT 186), if required

Pour density: to g/ml.

Tap density: to g/ml.

6.3.4.3 Nominal size range (MT 58)

The nominal size range of the formulation shall be declared (Note 6). Normally, the ratio of the lower to the upper limit should not exceed 1:4 (Note 7). Not less than 850 g/kg of the formulation shall be within the nominal declared size range.

6.3.4.4 Dustiness (MT 171)

Essentially non-dusty (Note 8).

6.3.4.5 Attrition resistance (MT 178)

Minimum% attrition resistance.

6.3.4.6 Rate of release of active ingredient, if required

Applicable only to slow release granules (CG), appropriate test method not available.

6.3.5 Storage stability

6.3.5.1 Stability at elevated temperature (MT 46.3)

After storage at 54 ± 2°C for 14 days (Note 9), the determined average active ingredient content must not be lower than% relative to the determined average content found before storage (Note 10) and the formulation shall continue to comply with the clauses for:

- by-products of manufacture or storage (6.3.3.1),
- acidity/alkalinity/pH range (6.3.4.1),

- nominal size range (6.3.4.3),
 - dustiness (6.3.4.4),
 - attrition resistance (6.3.4.5),
- as required.

-
- Note 1 Where the specification does not include certain types of granule (e.g. encapsulated granules (CG), microgranules (MG), or macrogranules (GG), the exclusions should be noted in the description.
- Note 2 Method(s) of analysis must be CIPAC, AOAC or equivalent. If the methods have not yet been published then full details, with appropriate method validation data, must be submitted to FAO/WHO by the proposer.
- Note 3 This clause should include only relevant impurities and the title should be changed to reflect the name of the relevant impurity. Method(s) of analysis must be peer validated.
- Note 4 If required or relevant.
- Note 5 The method to be used shall be stated. If several methods are available, a referee method shall be selected.
- Note 6 e.g. 250 to 500 µm, 500 to 1,200 µm.
- Note 7 Higher ratios increase the risk of segregation and adverse effects on the flow rate. This should be checked with the machine to be used. The purchaser should check that the nominal size range is suitable for his requirements, since different size ranges may affect biological activity.
- Note 8 The optical method, MT 171.2, usually shows good correlation with the gravimetric method, MT 171.1, and can, therefore, be used as an alternative where the equipment is available. Where the correlation is in doubt, it must be checked with the formulation to be tested. In case of dispute the gravimetric method shall be used.
- Note 9 Unless other temperatures and/or times are specified. Refer to Section 4.6.2 of this Manual for alternative storage conditions.
- Note 10 Samples of the formulation taken before and after the storage stability test should be analyzed together after the test in order to reduce the analytical error.

6.4 TABLETS FOR DIRECT APPLICATION (DT)

Introduction

Tablets are pre-formed solids of uniform shape and dimensions, usually circular, with either flat or convex faces, the distance between faces being less than the diameter. Their size and weight is determined by manufacturing and/or use requirements. Tablets for direct application (DT) are intended for application in the field (e.g. rice paddies) without prior dispersal or dissolution in water.

Note for preparation of draft specifications. Do not omit clauses or insert additional clauses, nor insert limits that are more lax than those than given in the guidelines, without referring to section 4. From the “Notes” provided at the end of this guideline, incorporate only those which are applicable to the particular specification.

..... [ISO common name] TABLETS FOR DIRECT APPLICATION

[CIPAC number]/DT (month & year of publication)

6.4.1 Description

The material shall consist of an homogeneous mixture of technical [ISO common name], complying with the requirements of FAO/WHO specification [.....], in the form of (see Section 4.2), together with carriers and any other necessary formulants. It shall be in the form of tablets for direct application. The formulation shall be of dry, unbroken, free-flowing tablets and shall be free from visible extraneous matter.

6.4.2 Active ingredient (Note 1)

6.4.2.1 Identity tests (Note 2)

The active ingredient ‡ shall comply with an identity test and, where the identity remains in doubt, shall comply with at least one additional test.

6.4.2.2 [ISO common name] content (Note 2)

The [ISO common name] content shall be declared (g/kg) and, when determined, the average content measured shall not differ from that declared by more than the appropriate tolerance, given in the table of tolerances, Section 4.3.2.

6.4.2.3 Tablet dose uniformity, if required

The [ISO common name] content, measured separately in ... tablets, shall have a relative standard deviation (RSD) of not more than ...%.

6.4.3 Relevant impurities (Note 1)

6.4.3.1 By-products of manufacture or storage (Note 3), if required

Maximum: % of the [ISO common name] content found under 6.4.2.2.

6.4.3.2 Water (MT 30.5), if required

Maximum: g/kg.

6.4.4 Physical properties (Note 1)

6.4.4.1 Acidity and/or **Alkalinity** (MT 191) or **pH range** (MT 75.3) (Notes 4, 5, 6 & 7), if required

Maximum acidity: g/kg calculated as H₂SO₄.

Maximum alkalinity: g/kg calculated as NaOH.

pH range: to

6.4.4.2 Tablet integrity (Note 8)

No broken tablets.

6.4.4.3 Tablet hardness, if required (method under consideration) ±

Hardness range:

6.4.4.4 Degree of attrition, if required (MT 193, Note 9)

Maximum degree of attrition:%.

6.4.5 Storage stability (Notes 1 and 10)

6.4.5.1 Stability at elevated temperature (MT 46.3)

After storage at 54 ± 2°C for 14 days (Note 11) without pressure (Note 12), the determined average active ingredient content must not be lower than% relative to the determined average content found before storage (Note 13) and the formulation shall continue to comply with the clauses for:

- by-products of manufacture or storage (6.4.3.1),
 - acidity/alkalinity/pH range (6.4.4.1),
 - tablet integrity (6.4.4.2),
 - tablet hardness (6.4.4.3),
 - degree of attrition (6.4.4.4),
- as required.

Note 1 Sub-samples for analysis are prepared as follows.

An entire tablet (or several entire tablets) must be taken. The tablet(s) should be milled and thoroughly mixed to provide an homogeneous powder, prior to weighing a portion for analysis.

Grey shading = new/revised or deleted [±] text or numbers in second revision (Nov 2010).

6.4 Tablets for direct application (DT), continued

Sub-samples for tests of physical properties and storage stability are prepared as follows.

- (a) To determine tablet integrity (6.4.4.2), or storage stability (6.4.5.1), the tablet(s) must not be broken for the purpose, prior to the test.
- (b) The tablet(s) may be broken to provide the size of test portion required for methods ‡ MT 191, MT 75.3 and must be completely disintegrated for the purposes of these tests.
- (c) For determination of tablet integrity, an entire pack of tablets should be used.

Note 2 Method(s) of analysis must be CIPAC, AOAC or equivalent. If the methods have not yet been published then full details, with appropriate method validation data, must be submitted to FAO/WHO by the proposer.

Note 3 This clause should include only relevant impurities and the title should be changed to reflect the name of the relevant impurity. Method(s) of analysis must be peer validated.

Note 4 Where relevant.

Note 5 Before performing the method MT 75.3, it is necessary to let the tablet(s) disintegrate completely into a 250 ml beaker containing 50 ml of water used for the pH test. A gentle stirring may be needed.

Note 6 Effervescent tablets are tablets which incorporate an effervescent system.

Note 7 This clause is not applicable to effervescent tablets unless the acid is intended to be present in large excess, as an aid to further dissolution of the tablet and dispersion of the active ingredient.

Note 8 Visual observation only. Unless otherwise indicated, at least one pack/package containing multiple tablets should be inspected.

Note 9 ‡ CIPAC MT 193 measures attrition (the tendency to lose material from surfaces/edges as a result of impact and friction). ‡

Note 10 Storage stability tests should be performed only on intact tablets.

Note 11 Unless other temperatures and/or times are specified. Refer to Section 4.6.2 of this Manual for alternative storage conditions.

Note 12 Without pressure means that the test is done as specified by method MT 46.3, but no pressure is applied to the sample during its ageing.

Note 13 Analysis of the formulation before and after the storage stability test, should be carried out concurrently (i.e. after storage) to minimize the analytical error.

6.11 WETTABLE POWDERS (WP)

Note for preparation of draft specifications. Do not omit clauses or insert additional clauses, nor insert limits that are more lax than those than given in the guidelines, without referring to section 4. From the “Notes” provided at the end of this guideline, incorporate only those which are applicable to the particular specification.

..... [ISO common name] WETTABLE POWDER

[CIPAC number]/WP (month & year of publication)

6.11.1 Description

The material shall consist of an homogeneous mixture of technical [ISO common name], complying with the requirements of FAO/WHO specification [.....], in the form of (see Section 4.2), together with filler(s) and any other necessary formulants. It shall be in the form of a fine powder free from visible extraneous matter and hard lumps.

Where the material is packaged in sealed water soluble bags, the description shall be as follows (Note 1):

The material shall consist of a defined quantity of a [ISO common name] wettable powder complying with the requirements of FAO/WHO specification, in the form of (see Section 4.2), contained in a sealed water soluble bag.

6.11.2 Active ingredient

6.11.2.1 Identity tests (Note 2)

The active ingredient ‡ shall comply with an identity test and, where the identity remains in doubt, shall comply with at least one additional test.

6.11.2.2 [ISO common name] content (Note 2)

The [ISO common name] content shall be declared (g/kg) and, when determined, the average content measured shall not differ from that declared by more than the appropriate tolerance, given in the table of tolerances, Section 4.3.2.

6.11.3 Relevant impurities

6.11.3.1 By-products of manufacture or storage (Note 3), if required

Maximum:% of the [ISO common name] content found under 6.11.2.2

6.11.3.2 Water (MT 30.5) (Note 4), if required

Maximum: g/kg.

6.11.4 Physical properties

6.11.4.1 **Acidity** and/or **Alkalinity** (MT 191) or **pH range** (MT 75.3) (Note 4), if required

Maximum acidity: g/kg calculated as H_2SO_4 .

Maximum alkalinity: g/kg calculated as NaOH.

pH range: to

6.11.4.2 **Wet sieve test** (MT 185)

Maximum:% retained on a 75 μm test sieve.

6.11.4.3 **Suspensibility** (\pm , MT 184) (Notes 5 & 6)

A minimum of% of the [ISO common name] content found under 6.11.2.2 shall be in suspension after 30 min in CIPAC Standard Water D at $30 \pm 2^\circ\text{C}$ (Notes 7 & 8).

In the case of water soluble bag packaging, the provisions of clause 6.11.6.4 should be applied.

6.11.4.4 **Persistent foam** (MT 47.2) (Note 9)

Maximum: ml after 1 min.

In the case of water soluble bag packaging, the provisions of clause 6.11.6.3 should be applied.

6.11.4.5 **Wettability** (MT 53.3)

The formulation shall be completely wetted in min without swirling.

6.11.5 Storage stability

6.11.5.1 **Stability at elevated temperature** (MT 46.3)

After storage at $54 \pm 2^\circ\text{C}$ for 14 days (Note 10), the determined average active ingredient content must not be lower than% relative to the determined average content found before storage (Note 11) and the formulation shall continue to comply with the clauses for:

- by-products of manufacture or storage (6.11.3.1),
 - acidity/alkalinity/pH range (6.11.4.1),
 - wet sieve test (6.11.4.2),
 - suspensibility (6.11.4.3),
 - wettability (6.11.4.5),
- as required.

In the case of water soluble bag packaging, the package should be enclosed in a watertight sachet, box or any other container at $^\circ\text{C}$ (Note 12) for days. The determined average active ingredient content must not be lower than% relative to the determined average content found before storage, and the formulation shall continue to comply with the clauses for:

- by-products of manufacture or storage (6.11.3.1),
 - acidity/alkalinity/pH range (6.11.4.1),
 - wet sieve test (6.11.4.2),
 - dissolution of the bag (6.11.6.1),
 - suspensibility (6.11.6.2),
- as required. None of the bags tested should show signs of leakage or rupture during normal handling, before and after storage.

6.11.6 Material packaged in a sealed water soluble bag (see Notes 13, 14 and 15)

6.11.6.1 Dissolution of the bag (MT 176)

The dissolution of the bag shall be tested on a sample of the emptied and cleaned bag taken according to the procedure described in Note 13, together with an appropriate proportion of the WP.

Flow time of the suspension: maximum sec.

6.11.6.2 Suspensibility (§ , MT 184) (Notes 5 & 6)

The suspensibility shall be tested on a suspension containing the WP and the bag material in the actual ratio of application, prepared according to the procedure described in Note 15.

A minimum of% shall be in suspension after 30 min in CIPAC Standard Water D at $30 \pm 2^{\circ}\text{C}$ (Notes 7 & 8).

6.11.6.3 Persistent foam (MT 47.2) (Note 9)

The persistent foam shall be tested on a suspension containing the WP and the bag in the actual ratio of application, prepared according to the procedure described in Note 15.

Note 1 For record keeping purposes, the suffix "SB" should be added to the formulation code (WP-SB).

Note 2 Method(s) of analysis must be CIPAC, AOAC or equivalent. If the methods have not yet been published then full details, with appropriate method validation data, must be submitted to FAO/WHO by the proposer.

Note 3 This clause should include only relevant impurities and the title should be changed to reflect the name of the relevant impurity. Method(s) of analysis must be peer validated.

Note 4 The method to be used shall be stated. If several methods are available, a referee method shall be selected.

Note 5 The formulation should be tested at the highest and lowest rates of use recommended by the supplier, provided this does not exceed the conditions given in method § MT 184.

Note 6 This test will normally only be carried out after the heat stability test 6.11.5.1.

Note 7 Unless another temperature is specified.

Note 8 Chemical assay is the only fully reliable method to measure the mass of active ingredient still in suspension. However, simpler methods such as gravimetric and solvent extraction determination may be used on a routine basis provided that these methods have been shown to give equal results to those of chemical assay. In case of dispute, chemical assay shall be the "referee method".

6.11 Wettable powders (WP), continued

Note 9 The mass of sample to be used in the test should be at the highest rate of use recommended by the supplier. The test is to be conducted in CIPAC standard water D.

Note 10 Unless other temperatures and/or times are specified. Refer to Section 4.6.2 of this Manual for alternative storage conditions.

Note 11 Samples of the formulation taken before and after the storage stability test should be analyzed concurrently after the test in order to reduce the analytical error.

Note 12 If, due to irreversible changes in the characteristics of the bag material when stored above 50°C, the test temperature should not exceed 45°C, refer to Section 4.6.2 of this Manual for alternative storage conditions.

Note 13 Sub-sampling

Lay the bag on a bench and carefully open one side of the bag with a cutter, taking care not to damage the seals.

Transfer the contents of the bag into a suitable flask. This material shall be used to carry out the tests for:

- active ingredient identity (6.11.2.1),
- active ingredient content (6.11.2.2),
- by-products of manufacture or storage (6.11.3.1),
- water content (6.11.3.2),
- acidity/alkalinity/pH range (6.11.4.1),
- wet sieve test (6.11.4.2),
- wettability (6.11.4.5),
- dissolution of the bag (6.11.6.1),
- suspensibility (6.11.6.2),
- persistent foam (6.11.6.3),

as required.

The bag is then opened on three sides, completely cleaned from adhering powder by brushing or suction and weighed to the nearest 0.01 g. It shall be used to carry out the dissolution test (6.11.6.1). Aliquots of an aqueous solution of the bag material shall be used in the suspensibility (6.11.6.2) and persistent foam (6.11.6.3) tests.

In the case of delay of the above tests, the bag shall be stored in a watertight container (glass bottle or equivalent) to avoid any change in its properties.

Note 14 The sampling of the bag for the dissolution test should be as follows:

Lay the empty cleaned bag in its original configuration (double layer). Delineate and then cut up a test sample including part of the upper seal (5 cm) and symmetrically including the vertical seal (10 cm). If the size of the bag is less than this dimension, use the whole bag.

Carry out the dissolution test immediately to avoid any modification of the sample.

Note 15 The procedure for adding the bag material to the solution for the suspensibility and the persistent foam tests should be as follows:

Prepare a stock solution of the bag material (1 mg/ml) by weighing approximately a 100 mg sample (n mg) of the bag (excluding sealed parts) to the nearest mg. Dissolve this sample by stirring in the standard water used for the tests to give a final volume of n ml. Store the stock solution in a stoppered bottle before use.

Calculate the volume (V ml) of the stock solution of the bag to be added to the test suspension of the wettable powder according to the following equation:

$$V(\text{ml}) = X \times \frac{1000B}{W}$$

W

where: B (g) = weight of the emptied and cleaned bag
W (g) = nominal weight of the WP contained in the bag
X (g) = weight of the WP sample used in the test."

6.12 **WATER DISPERSIBLE POWDERS FOR SLURRY SEED TREATMENT (WS)**

Note for preparation of draft specifications. Do not omit clauses or insert additional clauses, nor insert limits that are more lax than those than given in the guidelines, without referring to section 4. From the “Notes” provided at the end of this guideline, incorporate only those which are applicable to the particular specification.

The guidelines for seed treatment formulations do not apply to formulations intended for film-coating or pelleting of seeds. They include special clauses, related to their use pattern, although some of the corresponding test methods are not yet developed. The influence of treatment on germination is of major importance but it is not the subject of a specification clause because no test method is applicable to all types of seeds. To avoid adverse effects, users should apply the formulation strictly according to the recommendations of the manufacturer and should not treat seeds for which effect on germination is not known. Treated seeds should be stored in a suitable container and should be protected from excessive temperature and moisture.

..... [ISO common name] WATER DISPERSIBLE POWDER FOR SLURRY SEED TREATMENT (Note 1)

[CIPAC number]/WS (month & year of publication)

6.12.1 **Description**

The material shall consist of an homogeneous mixture of technical [ISO common name], complying with the requirements of FAO/WHO specification [.....], in the form of (see Section 4.2), together with carriers and any other necessary formulants, including colouring matter (Note 1). It shall be in the form of a powder free from visible extraneous matter and hard lumps.

6.12.2 **Active ingredient**

6.12.2.1 **Identity tests** (Note 2)

The active ingredient ‡ shall comply with an identity test and, where the identity remains in doubt, shall comply with at least one additional test.

6.12.2.2 **[ISO common name] content** (Note 2)

The [ISO common name] content shall be declared (g/kg) and, when determined, the average content measured shall not differ from that declared by more than the appropriate tolerance, given in the table of tolerances, Section 4.3.2.

6.12.3 Relevant impurities

6.12.3.1 By-products of manufacture or storage (Note 3), if required

Maximum:% of the [ISO common name] content found under 6.12.2.2.

6.12.3.2 Water (MT 30.5) (Note 4), if required

Maximum: g/kg.

6.12.4 Physical properties

6.12.4.1 Acidity and/or Alkalinity (MT 191) or pH range (MT 75.3) (Note 4), if required

Maximum acidity: g/kg calculated as H₂SO₄.

Maximum alkalinity: g/kg calculated as NaOH.

pH range: to

6.12.4.2 Wet sieve test (MT 185) (Note 5)

Maximum:% of the formulation shall be retained on aµm test sieve.

6.12.4.3 Persistent foam (MT 47.2) (Note 6)

Maximum: ml after min.

6.12.4.4 Wettability (MT 53.3)

The formulation shall be completely wetted in min without swirling.

6.12.4.5 Adhesion to seeds (MT 194)

The manufacturer shall declare for each seed or group of seed (e.g. crop group or morphology group) for which the material is recommended, the minimum percentage of the [ISO common name] remaining on the seeds after the test.

6.12.5 Storage stability

6.12.5.1 Stability at elevated temperature (MT 46.3)

After storage at 54 ± 2°C for 14 days (Note 7) the determined average active ingredient content must not be lower than% relative to the determined average content found before storage (Note 8) and the formulation shall continue to comply with the clauses for:

- by-products of manufacture or storage (6.12.3.1),
- acidity/alkalinity/pH range (6.12.4.1),
- wet sieve test (6.12.4.2),
- adhesion to seeds (6.12.4.5)

as required.

6.12 Water dispersible powders for slurry seed treatment (WS), continued

Note 1 The influence of treatment on germination is of major importance but it is not the subject of a specification clause because no test method is applicable to all types of seeds. To avoid adverse effects, users should apply the formulation strictly according to the recommendations of the manufacturer and should not treat seeds for which effect on germination is not known. Treated seeds should be stored in a suitable container and should be protected from excessive temperature and moisture.

The formulation shall contain a dye or pigment that permanently colours the seed after treatment (red is recommended) and cannot be removed by washing with water. In some countries, there may be a legal requirement that a specific colour shall be used. The same colour should not be used for denaturing seeds to be used as livestock feeding stuffs.

Note 2 Method(s) of analysis must be CIPAC, AOAC or equivalent. If the methods have not yet been published then full details, with appropriate method validation data, must be submitted to FAO/WHO by the proposer.

Note 3 This clause should include only relevant impurities and the title should be changed to reflect the name of the relevant impurity. Method(s) of analysis must be peer validated.

Note 4 The method to be used shall be stated. If several methods are available, a referee method shall be selected.

Note 5 This test should detect coarse particles or extraneous materials which could cause blockage of spray nozzles or filters of the application equipment. It should be performed at the application concentration.

Note 6 The mass of sample to be used in the test should be specified at the highest rate of use recommended by the supplier. The test is to be conducted in CIPAC standard water D.

Note 7 Unless other temperatures and/or times are specified. Refer to Section 4.6.2 of this Manual for alternative storage conditions.

Note 8 Samples of the formulation taken before and after the storage stability test should be analyzed concurrently after the test in order to reduce the analytical error.

6.13 WATER DISPERSIBLE GRANULES (WG)

Introduction

Water dispersible granules are intended for application after disintegration and dispersion in water by conventional spraying equipment.

WGs are formulated in many different ways depending on the physico-chemical properties of the active ingredient and the manufacturing equipment available. This can lead to products of differing appearances and differing particle size ranges. Products with a wide particle size range may give rise to some segregation in the containers. However, since the mixture from which WGs are formed is homogeneous, it is possible to allow a wider particle size range than typically used for GRs.

In order to check the properties of a WG according to a given specification, it is essential that the sample taken is representative. A method of sample preparation of WG is available (CIPAC MT 166: "Sample preparation for analytical determination of WG") which should be applied.

Where the material is packed in sealed water soluble bags, samples of intact bags for analysis and testing should be taken from a *freshly* opened commercial container, if practicable.

The properties specified in this guideline are considered to be essential for good field performance. In addition to the properties usually considered for WP, these are degree of dispersion in water, dustiness, and flow properties.

Note for preparation of draft specifications. Do not omit clauses or insert additional clauses, nor insert limits that are more lax than those than given in the guidelines, without referring to section 4. From the "Notes" provided at the end of this guideline, incorporate only those which are applicable to the particular specification.

..... [ISO common name] WATER DISPERSIBLE GRANULES

(CIPAC No)/WG (month & year of publication)

6.13.1 Description

The material shall consist of an homogeneous mixture of technical [ISO common name], complying with the requirements of the FAO/WHO specification , in the form of (see Section 4.2), together with carriers and any other necessary formulants. It shall be in the form of granules (Note 1) for application after disintegration and dispersion in water. The formulation shall be dry, free-flowing, essentially non-dusty, and free from visible extraneous matter and hard lumps.

Where the material is packaged in sealed water soluble bags, the description shall be as follows (Note 2):

The material shall consist of a defined quantity of [ISO common name] water dispersible granules complying with the requirements of FAO/WHO specification , in the form of (see Section 4.2), contained in a sealed water soluble bag.

Grey shading = new/revised or deleted [±] text or numbers in second revision (Nov 2010).

6.13.2 Active ingredient

6.13.2.1 Identity tests (Note 3)

The active ingredient shall comply with an identity test and, where the identity remains in doubt, shall comply with at least one additional test.

6.13.2.2 [ISO common name] content (Note 3)

The [ISO common name] content shall be declared (g/kg) and, when determined, the average content measured shall not differ from that declared by more than the appropriate tolerance, given in the table of tolerances, Section 4.3.2.

6.13.3 Relevant impurities

6.13.3.1 By-products of manufacture or storage (Note 4), if required

Maximum:% of the [ISO common name] content found under 6.13.2.2.

6.13.3.2 Water (MT 30.5) (Notes 5 & 6)

Maximum: g/kg.

6.13.4 Physical properties

6.13.4.1 Acidity and/or Alkalinity (MT 191) or pH range (MT 75.3) (Note 6), if required

Maximum acidity: g/kg calculated as H_2SO_4 .

Maximum alkalinity: g/kg calculated as NaOH.

pH range: to

6.13.4.2 Wettability (MT 53.3) (Note 7)

The formulation shall be completely wetted in min.

6.13.4.3 Wet sieve test (MT 185)

Maximum:% retained on a 75 μm test sieve.

6.13.4.4 Degree of dispersion (MT 174)

Dispersibility: minimum% after 1 minute of stirring.

6.13.4.5 Suspensibility (\pm MT 184) (Notes 8 & 9)

A minimum of% shall be in suspension after 30 min in CIPAC Standard Water D at $30 \pm 2^\circ\text{C}$ (Note 10).

In the case of water soluble bag packaging, the requirements of clause 6.13.6.3 should be applied.

6.13.4.6 Persistent foam (MT 47.2) (Note 11)

Maximum: ml after 1 minute.

6.13.4.7 Dustiness (MT 171) (Note 12)

Essentially non-dusty.

6.13.4.8 Flowability (MT172)

At least% of the formulation shall pass through a 5 mm test sieve after 20 drops of the sieve (Note 13).

6.13.4.9 Attrition resistance (MT 178.2)

Minimum:% attrition resistance.

6.13.5 Storage stability

6.13.5.1 Stability at elevated temperature (MT 46.3)

After storage at $54 \pm 2^{\circ}\text{C}$ for 14 days (Note 14), the determined average active ingredient content must not be lower than% relative to the determined average content found before storage (Note 15) and the formulation shall continue to comply with the clauses for:

- by-products of manufacture or storage (6.13.3.1),
- acidity/alkalinity/pH range (6.13.4.1),
- wet sieve test (6.13.4.3),
- degree of dispersion (6.13.4.4),
- suspensibility (6.13.4.5),
- dustiness (6.13.4.7),
- attrition resistance (6.13.4.8),

as required.

In the case of water soluble bag packaging, the package should be enclosed in a watertight sachet, box or any other container at $^{\circ}\text{C}$ (Note 16) for days. The determined average active ingredient content must not be lower than% relative to the determined average content found before storage, and the formulation shall continue to comply with the clauses for:

- by-products of manufacture or storage (6.13.3.1),
- acidity/alkalinity/pH range (6.13.4.1),
- degree of dispersion (6.13.4.4),
- dissolution of the bag (6.13.6.1),
- suspensibility (6.13.6.2),

as required. None of the bags tested should show signs of leakage or rupture during normal handling, before and after storage.

6.13.6 Material packaged in a sealed water soluble bag (Notes 17, 18 & 19)

6.13.6.1 Dissolution of the bag (MT 176)

The dissolution of the bag shall be tested on a sample of the emptied and cleaned bag taken according to the procedure described in Note 18, together with an appropriate proportion of the WG.

Flow time of the suspension: maximum sec.

6.13.6.2 Suspensibility (± MT 184) (Notes 8, 9 & 19)

The suspensibility shall be tested on a suspension containing the WG and the bag material in the actual ratio of application, prepared according to the procedure described in Note 18.

A minimum of% shall be in suspension after 30 min in CIPAC Standard Water D at 30 ± 2°C (Notes 9 & 10).

6.13.6.3 Persistent foam (MT 47.2) (Note 11)

The persistent foam shall be tested on a suspension containing the WG and the bag in the actual ratio of application, prepared according to the procedure described in note 19.

Note 1 Depending on the manufacturing conditions, WGs may have different forms and particle size ranges. To describe specific formulations, it is recommended that information about the form (e.g. irregular shape, nearly spherical, cylindrical...) is added and the nominal size range stated.

Note 2 For record keeping purposes, the suffix "SB" should be added to the formulation code (WG-SB).

Note 3 Method(s) of analysis must be CIPAC, AOAC or equivalent. If the methods have not yet been published then full details, with appropriate method validation data, must be submitted to FAO/WHO by the proposer.

Note 4 This clause should include only relevant impurities and the title should be changed to reflect the name of the relevant impurity. Method(s) of analysis must be peer validated.

Note 5 There may be cases where a minimum water content has to be specified.

Note 6 The method to be used shall be stated. If several methods are available, a referee method shall be selected.

Note 7 The method to be used shall be stated, either with or without swirling.

Note 8 The formulation should be tested at the highest and lowest rates of use recommended by the supplier, provided this does not exceed the conditions given in method ± MT 184.

Note 9 Chemical assay is the only fully reliable method to measure the mass of active ingredient still in suspension. ± In case of dispute, chemical assay shall be the "referee method".

Note 10 Unless another temperature is specified.

Note 11 The mass of sample to be used in the test should be specified at the highest rate recommended by the supplier. The test is to be conducted in CIPAC standard water D.

Note 12 Measurement of dustiness must be carried out on the sample "as received" and, where practicable, the sample should be taken from a newly opened container, because changes in the water content of samples may influence dustiness significantly. The optical method, MT 171.2, usually shows good correlation with the gravimetric method, MT 171.1, and can, therefore, be used as an alternative where the equipment is

Grey shading = new/revised or deleted [±] text or numbers in second revision (Nov 2010).

6.13 Water dispersible granules (WG), continued

available. Where the correlation is in doubt, it must be checked with the formulation to be tested. In case of dispute the gravimetric method shall be used.

Note 13 Flowability (MT 172). MT 46.3 (solid formulations stored under pressure) should be substituted for MT 46.1, which is specified for use in MT 172.

Note 14 Unless other temperatures and/or times are specified. Refer to Section 4.6.2 of this Manual for alternative storage conditions.

Note 15 Analysis of the formulation, before and after the storage stability test, should be carried out concurrently (i.e. after storage) to reduce analytical error.

Note 16 If irreversible changes in the characteristics of the bag material are known to occur when stored at elevated temperatures, refer to Section 4.6.2 of this Manual for alternative storage conditions.

Note 17 Sub-sampling.

Lay the bag on a bench and carefully open one side of the bag with a cutter, taking care not to damage the seals. Transfer the contents of the bag into a suitable flask. This material shall be used to carry out the tests for:

- active ingredient identity (6.13.2.1),
- active ingredient content (6.13.2.2),
- by-products of manufacture or storage (6.13.3.1),
- water content (6.13.3.2),
- acidity/alkalinity/pH range (6.13.4.1),
- wettability (6.13.4.2),
- wet sieve test (6.13.4.3),
- degree of dispersion (6.13.4.4),
- dissolution of the bag (6.13.6.1),
- suspensibility (6.13.6.2),
- persistent foam (6.13.6.3),

as required.

The bag is then opened on three sides, completely cleaned from adhering powder by brushing or suction and weighed to the nearest 0.01 g. It shall be used to carry out the dissolution test (6.13.6.1). Aliquots of an aqueous solution of the bag material shall be used in the suspensibility (6.13.6.2) and persistent foam (6.13.6.3) tests.

In the case of delay of the above tests, the bag shall be stored in a watertight container (glass bottle or equivalent) to avoid any change in its properties.

Note 18 The sampling of the bag for the dissolution test should be as follows:

Lay the empty cleaned bag in its original configuration (double layer). Delineate and then cut up a test sample including part of the upper seal (5 cm) and symmetrically including the vertical seal (10 cm). If the size of the bag is less than this dimension, use the whole bag.

Carry out the dissolution test immediately to avoid any modification of the sample.

Note 19 The procedure for adding the bag material to the solution for the tests for dissolution of the bag, suspensibility and persistent foam should be as follows:

"Prepare a stock solution of the bag material (1 mg/ml) by weighing approximately a 100 mg sample (n mg) of the bag (excluding sealed parts) to the nearest mg. Dissolve this sample by stirring in the standard water used for the tests to give a final volume of n ml. Store the stock solution in a stoppered bottle before use.

Calculate the volume (V ml) of the stock solution of the bag to be added to the test suspension of the water dispersible granule according to the following equation:

$$V(\text{ml}) = X \times \frac{1000B}{W}$$

where: B (g) = weight of the emptied and cleaned bag
W (g) = nominal weight of the WG contained in the bag
X (g) = weight of the WG sample used in the test.

6.14 WATER DISPERSIBLE TABLETS (WT)

Introduction

Tablets are pre-formed solids of uniform shape and dimensions, usually circular, with either flat or convex faces, the distance between faces being less than the diameter. Their size and weight is determined by manufacturing and/or use requirements. Water dispersible tablets (WT) are intended for application after disintegration and dispersion in water by conventional spraying equipment.

Note for preparation of draft specifications. Do not omit clauses or insert additional clauses, nor insert limits that are more lax than those than given in the guidelines, without referring to section 4. From the “Notes” provided at the end of this guideline, incorporate only those which are applicable to the particular specification.

..... [ISO common name] WATER DISPERSIBLE TABLETS

[CIPAC number]/WT (month & year of publication)

6.14.1 Description

The material shall consist of an homogeneous mixture of technical [ISO common name], complying with the requirements of FAO/WHO specification [.....], in the form of (see Section 4.2), together with carriers and any other necessary formulants. It shall be in the form of tablets for application after disintegration and dispersion in water. The formulation shall be dry, of unbroken and free-flowing tablets, and shall be free from visible extraneous matter.

6.14.2 Active ingredient (Note 1)

6.14.2.1 Identity tests (Note 2)

The active ingredient shall comply with an identity test and, where the identity remains in doubt, shall comply with at least one additional test.

6.14.2.2 [ISO common name] content (Note 2)

The [ISO common name] content shall be declared (g/kg) and, when determined, the average content measured shall not differ from that declared by more than the appropriate tolerance, given in the table of tolerances, Section 4.3.2.

6.14.3 Relevant impurities

6.14.3.1 By-products of manufacture or storage (Notes 1 & 3), if required

Maximum:% of the [ISO common name] content found under 6.14.2.2.

6.14.3.2 Water (MT 30.5) (Note 4)

Maximum: ... g/kg.

6.14.4 Physical properties (Note 1)

6.14.4.1 **Acidity** and/or **Alkalinity** (MT 191) or **pH range** (MT 75.3) (Notes 4, 5 & 6), if required (not applicable to effervescent tablets)

Maximum acidity: ... g/kg calculated as H₂SO₄.

Maximum alkalinity: ... g/kg calculated as NaOH.

pH range: ... to ...

6.14.4.2 **Disintegration time**

Effervescent tablets only (‡ test method under development) (Note 7).

Maximum: ... min for total disintegration.

6.14.4.3 **Wet sieve test** (MT 185)

Maximum: ... % retained on a 75 µm test sieve.

6.14.4.4 **Suspensibility** (MT 184) (Notes 6 and 8)

A minimum of ... % shall be in suspension (Note 9) after 30 min in CIPAC Standard Water D at 30 ± 2°C (Note 10).

6.14.4.5 **Persistent foam** (MT 47.2) (Notes 6 & 11)

Maximum: ... ml after 1 minute.

6.14.4.6 **Tablet integrity** (Note 12)

No broken tablets

6.14.4.7 **Degree of attrition**, if required (MT 193, Note 13)

Maximum degree of attrition:%.

6.14.5 Storage stability (Note 1)

6.14.5.1 **Stability at elevated temperature** (MT 46.3)

After storage at 54 ± 2°C for 14 days (Note 10) without pressure (Note 14), the determined average active ingredient content must not be lower than ... % relative to the determined average content found before storage (Note 15) and the formulation shall continue to comply with the clauses for:

- by-products of manufacture or storage (6.14.3.1),
 - acidity/alkalinity/pH range (6.14.4.1),
 - disintegration time (6.14.4.2),
 - wet sieve test (6.14.4.3),
 - suspensibility (6.14.4.4),
 - tablet integrity (6.14.4.6),
 - degree of attrition (6.14.4.7),
- as required.

Note 1 Sub-samples for analysis are prepared as follows.

6.14 Water dispersible tablets (WT), continued

An entire tablet (or several entire tablets) must be taken. The tablet(s) should be milled and thoroughly mixed to provide an homogeneous powder, prior to weighing a portion for analysis.

Sub-samples for tests of physical properties and storage stability are prepared as follows.

- (a) To determine tablet integrity (6.14.4.6), disintegration time (6.14.4.2), or storage stability (6.14.5.1), the tablet(s) must not be broken for the purpose, prior to the test.
- (b) The tablet(s) may be broken to provide the size of test portion required for CIPAC methods \ddagger MT 191, MT 75.3, MT 47.2, MT 184 and MT 185 and must be completely disintegrated for the purposes of these tests.
- (c) For determination of tablet integrity, an entire pack of tablets should be used.

Note 2 Method(s) of analysis must be CIPAC, AOAC or equivalent. If the methods have not yet been published then full details, with appropriate method validation data, must be submitted to FAO/WHO by the proposer.

Note 3 This clause should include only relevant impurities and the title should be changed to reflect the name of the relevant impurity. Method(s) of analysis must be peer validated.

Note 4 The method to be used shall be stated. If several methods are available, a referee method shall be selected.

Note 5 Where relevant.

Note 6 Before running the CIPAC test, it is necessary to let the tablet(s) disintegrate completely into a 250 ml beaker containing 50 ml of the water required by the method. A gentle stirring may be needed.

Note 7 Effervescent tablets are tablets which incorporate an effervescent system.

Note 8 The formulation should be tested at the highest and lowest rates of use recommended by the supplier, provided this does not exceed the conditions given in method MT 184.

Note 9 Chemical assay is the only fully reliable method to measure the mass of active ingredient still in suspension. \ddagger In case of dispute, chemical assay shall be the "referee method".

Note 10 Unless other temperatures and/or times are specified. Refer to Section 4.6.2 of this Manual for alternative storage conditions. Storage stability tests will be performed only on intact tablets.

Note 11 The mass of sample to be used in the test should be specified at the highest rate recommended by the supplier. The test is to be conducted in CIPAC standard water D.

Note 12 Visual observation only. Unless otherwise indicated, at least one pack/package containing multiple tablets should be inspected.

Note 13 CIPAC MT 193 \ddagger measures attrition (the tendency to lose material from surfaces/edges as a result of impact and friction). \ddagger

Note 14 Without pressure means that the test is done as specified by CIPAC MT 46.3, but no pressure is applied to the sample during its ageing.

Note 15 Analysis of the formulation before and after storage stability test, should be carried out concurrently (i.e. after storage) to minimize the analytical error.

6.15 EMULSIFIABLE GRANULES (EG)

Introduction

A water emulsifiable granule is a formulation consisting of granules to be applied as a conventional O/W emulsion of the active ingredient(s), either solubilized or diluted in an organic solvent, after disintegration and dissolution in water.

Water emulsifiable granules comprise one or several active ingredient(s), either solubilized or diluted in a suitable organic solvent which is (are) absorbed in a water soluble polymeric shell or some other type of soluble or insoluble matrix. The formulation may contain other formulants as necessary.

Water emulsifiable granules are treated in a similar fashion to water dispersible granules (WG) and emulsifiable concentrates (EC) as they disintegrate and emulsify on dilution into water.

Note for preparation of draft specifications. Do not omit clauses or insert additional clauses, nor insert limits that are more lax than those than given in the guidelines, without referring to section 4. From the “Notes” provided at the end of this guideline, incorporate only those which are applicable to the particular specification.

..... [ISO common name] EMULSIFIABLE GRANULES

(CIPAC No.)/EG (month & year of publication)

6.15.1 Description

The material shall consist of granules (Note 1) containing technical [ISO common name] in the form of (see Section 4.2), complying with the requirements of FAO specification, which may be dissolved in an organic solvent, together with other suitable formulants. The material shall be homogeneous, dry, free-flowing, free from visible extraneous matter and hard lumps and provide an emulsion upon dilution in water.

6.15.2 Active ingredient

6.15.2.1 Identity tests (Note 2)

The active ingredient shall comply with an identity test and, where the identity remains in doubt, shall at least comply with an additional test.

6.15.2.2 [ISO common name] content (Note 2)

The [ISO common name] content shall be declared (g/kg) and, when determined, the average content measured shall not differ from that declared by more than the appropriate tolerance, given in the table of tolerances, Section 4.3.2.

6.15.3 Relevant impurities

6.15.3.1 By-products of manufacture or storage (Notes 2 & 3), if required

Maximum: % of the [ISO common name] content found under 6.15.2.2.

6.15.3.2 Water (MT 30.5), if required

Maximum: g/kg.

6.15.4 Physical properties

6.15.4.1 Acidity and/or Alkalinity (MT 191) or pH range (MT 75.3) (Note 4), if required

Maximum acidity: g/kg calculated as H₂SO₄

Maximum alkalinity: g/kg calculated as NaOH

pH range: to

6.15.4.2 Wettability (MT 53.3) (Note 5)

The formulation shall be completely wetted in min.

6.15.4.3 Dispersion stability (MT 180)

The formulation, when diluted at 30 ± 2 °C with CIPAC Standard Waters A and D, shall comply with the following:

Initial determination	
sediment volume ml
top cream (or oil) ml
Re-dispersibility	
sediment volume ml
top cream (or oil) ml

6.15.4.4 Wet sieve test (MT 185) (Note 6)

Maximum: % retained on a 75 µm test sieve.

6.15.4.5 Dustiness (MT 171)

The formulation shall be nearly dust-free or essential non-dusty (Note 7).

6.15.4.6 Attrition resistance (MT 178.2)

Minimum:% attrition resistance.

6.15.4.7 Persistent foam (MT 47.2) (Note 8)

Maximum ml after 1 minute.

6.15.4.8 Flowability (MT172)

At least% of the formulation shall pass through a 5 mm test sieve after 20 drops of the sieve (Note 11).

6.15.5 Storage stability

6.15.5.1 Stability at elevated temperature (MT 46.3)

After storage at 54 ± 2 °C for 14 days (Note 9), the determined average active ingredient content must not be lower than % relative to the determined average content found before storage (Note 10) and the formulation shall continue to comply with the clauses for:

- by-products of manufacture or storage (6.15.3.1),
- acidity, alkalinity or pH range (6.15.4.1),
- dispersion stability (6.15.4.3),
- wet sieve test (6.15.4.4),
- dustiness (6.15.4.5),
- attrition resistance (6.15.4.6)

as required.

Note 1 Depending on the manufacturing process, the granules may have different forms and particle size ranges. To describe specific formulations, it is recommended that the form is described (e.g. irregular shape, nearly spherical, cylindrical) and that the nominal size range is stated.

Note 2 Methods of analysis for the active ingredient must be CIPAC, AOAC. Methods of analysis for relevant impurities must be peer validated. If the methods have not yet been published then full details, with appropriate validation data, must be submitted to FAO by the proposer.

Note 3 This clause should only include relevant impurities.

Note 4 In case of drifting pH values, the reading on the pH-meter is taken as constant and valid if the deviation in value is less than 0.1 pH unit over a period of 10 min (without stirring).

Note 5 The method to be used shall be stated, either without or with swirling (MT 53.3.1 or MT 53.3.2).

Note 6 The test will detect any coarse particle which could cause blockage of nozzles and filters.

Note 7 For individual specifications, use only one of these criteria.

Note 8 The mass of sample to be used in the test should be specified at the highest rate recommended by the supplier. The test is to be conducted in CIPAC standard water D.

Note 9 Unless other temperatures and/or times are specified. Refer to Section 4.6.2 of this Manual for alternative storage conditions.

Note 10 Analysis of the formulation before and after storage stability test should be carried out at the same time (i.e. after storage) to reduce the analytical error.

Note 11 Flowability (MT 172). MT 46.3 (solid formulations stored under pressure) should be substituted for MT 46.1, which is specified for use in MT 172.

6.16 EMULSIFIABLE POWDERS (EP)

Introduction

A water-emulsifiable powder is applied as a conventional oil-in-water emulsion of the active ingredient(s), after dispersion in water. The active ingredient(s) may be solubilized or diluted in organic solvent(s).

Water emulsifiable powders contain one or more active ingredient(s), either solubilized or diluted in suitable organic solvent(s) which is (are) absorbed in a water soluble polymer powder or some other type of soluble or insoluble powder. The formulation may contain other formulants, as necessary.

Water emulsifiable powders are treated in a similar fashion to water dispersible powders (WP), emulsifiable granules (EG) and emulsifiable concentrates (EC), as they disperse and emulsify on dilution in water.

Note for preparation of draft specifications. Do not omit clauses or insert additional clauses, nor insert limits that are more lax than those than given in the guidelines, without referring to section 4. From the “Notes” provided at the end of this guideline, incorporate only those which are applicable to the particular specification.

..... [ISO common name] EMULSIFIABLE POWDER

(CIPAC No.)/EP (month & year of publication)

6.16.1 Description

The material shall consist of an homogeneous mixture of technical [ISO common name], complying with the requirements of FAO specification [.....], in the form of (see Section 4.2), together with any other necessary formulants. The material shall be dry, free flowing, free from visible extraneous matter and hard lumps and provide an emulsion upon dilution in water.

6.16.2 Active ingredient

6.16.2.1 Identity tests (Note 1)

The active ingredient shall comply with an identity test and, where the identity remains in doubt, shall at least comply with an additional test.

6.16.2.2 [ISO common name]content (Note 1)

The [ISO common name] content shall be declared (g/kg) and, when determined, the average content measured shall not differ from that declared by more than the appropriate tolerance, given in the table of tolerances, Section 4.3.2.

6.16.3 Relevant impurities

6.16.3.1 By-products of manufacture or storage (Notes 1 & 2), if required

Maximum: % of the [ISO common name] content found under 6.16.2.2.

6.16.3.2 Water (MT 30.5), if required

Maximum: g/kg.

6.16.4 Physical properties

6.16.4.1 Acidity and/or Alkalinity (MT 191) or pH range (MT 75.3), if required

Maximum acidity: g/kg calculated as H₂SO₄.

Maximum alkalinity: g/kg calculated as NaOH.

pH range: to

6.16.4.2 Wettability (MT 53.3) (Note 3)

The formulation should be completely wetted in min.

6.16.4.3 Dispersion stability (MT 180)

The formulation, when diluted at 30 ± 2 °C with CIPAC Standard Waters A and D, shall comply with the following:

Initial determination	
sediment volume ml
top cream (or oil) ml
Re-dispersibility	
sediment volume ml
top cream (or oil) ml

6.16.4.4 Wet sieve test (MT 185) (Note 4)

Maximum: % retained on a 75 µm test sieve.

6.16.4.5 Persistent foam (MT 47.2) (Note 5)

Maximum ml after 1 minute.

6.16.5 Storage stability

6.16.5.1 Stability at elevated temperature (MT 46.3)

After storage at 54 ± 2 °C for 14 days (Note 6), the determined average active ingredient content must not be lower than % relative to the determined average content found before storage (Note 7) and the formulation shall continue to comply with the clauses for:

- by-products of manufacture or storage (6.16.3.1),
- acidity, alkalinity or pH range (6.16.4.1),

- dispersion stability (6.16.4.3),
 - wet sieve test (6.16.4.4),
- as required.
-

- Note 1 Methods of analysis for the active ingredient must be CIPAC, AOAC. Methods of analysis for relevant impurities must be peer validated. If the methods have not yet been published then full details, with appropriate validation data, must be submitted to FAO by the proposer.
- Note 2 This clause should only include relevant impurities.
- Note 3 The method to be used shall be stated, either without or with swirling (MT 53.3.1 or MT 53.3.2).
- Note 4 The test will detect any coarse particle which could cause blockage of nozzles and filters.
- Note 5 The mass of sample to be used in the test should be specified at the highest rate recommended by the supplier. The test is to be conducted in CIPAC standard water D.
- Note 6 Unless other temperatures and/or times are specified. Refer to Section 4.6.2 of this Manual for alternative storage conditions.
- Note 7 Analysis of the formulation before and after storage stability test, should be carried out at the same time (i.e. after storage) to reduce the analytical error.

6.21 WATER SOLUBLE POWDERS (SP)

Note for preparation of draft specifications. Do not omit clauses or insert additional clauses, nor insert limits that are more lax than those than given in the guidelines, without referring to section 4. From the “Notes” provided at the end of this guideline, incorporate only those which are applicable to the particular specification.

..... [ISO common name] WATER SOLUBLE POWDER

[CIPAC number]/SP (month & year of publication)

6.21.1 Description

The material shall consist of an homogeneous mixture of technical [ISO common name], complying with the requirements of FAO/WHO specification , in the form of (see Section 4.2), together with any necessary formulants. It shall be in the form of a powder to be applied as a true solution of the active ingredient after solution in water, but which may contain insoluble inert ingredients.

Where the material is packaged in sealed water soluble bags, the description shall be as follows (Note 1):

The material shall consist of a defined quantity of a [ISO common name] water soluble powder complying with the requirements of FAO/WHO specification , in the form of (see Section 4.2), contained in a sealed water soluble bag.

6.21.2 Active ingredient

6.21.2.1 Identity tests (Note 2)

The active ingredient shall comply with an identity test and, where the identity remains in doubt, shall comply with at least one additional test.

6.21.2.2 [ISO common name] content (Note 2)

The [ISO common name] content shall be declared (g/kg) and, when determined, the average content measured shall not differ from that declared by more than the appropriate tolerance, given in the table of tolerances, Section 4.3.2.

6.21.3 Relevant impurities

6.21.3.1 By-products of manufacture or storage (Note 3), if required

Maximum:% of the [ISO common name] content found under 6.21.2.2.

6.21.3.2 Water (MT 30.5) (Note 4), if required

Maximum: g/kg.

6.21.4 Physical properties

6.21.4.1 **Acidity** and/or **Alkalinity** (MT 191) or **pH range** (MT 75.3) (Note 4), if required

Maximum acidity: g/kg calculated as H_2SO_4 .

Maximum alkalinity: g/kg calculated as NaOH.

pH range: to

6.21.4.2 **Wettability** (MT 53.3) (Note 5)

The formulation shall be completely wetted in min without swirling.

6.21.4.3 **Degree of dissolution and solution stability** (MT 179) (Note 6)

Residue of formulation retained on a 75 μm test sieve after dissolution in CIPAC Standard Water D at $30 \pm 2^\circ\text{C}$ (Note 7):

Maximum:% after 5 min.

Maximum:% after 18 hours.

6.21.4.4 **Persistent foam** (MT 47.2)

If required, maximum: ml after min (Note 8)

In the case of water soluble bag packaging, the provisions of clause 6.21.6.4 should be applied.

6.21.5 Storage stability

6.21.5.1 **Stability at elevated temperature** (MT 46.3)

After storage $54 \pm 2^\circ\text{C}$ for 14 days (Note 9), the determined average active ingredient content must not be lower than% relative to the determined average content found before storage (Note 10) and the formulation shall continue to comply with the clauses for:

- by-products of manufacture or storage (6.21.3.1),
- acidity/alkalinity/pH range (6.21.4.1),
- wettability (6.21.4.2),
- degree of dissolution and solution stability (6.21.4.3),

as required.

In the case of water soluble bag packaging, the package should be enclosed in a watertight sachet, box or any other container at $^\circ\text{C}$ (Note 11) for days. The determined average active ingredient content must not be lower than% relative to the determined average content found before storage, and the formulation shall continue to comply with the clauses for:

- by-products of manufacture or storage (6.21.3.1),
- acidity/alkalinity/pH range (6.21.4.1),
- wettability (6.21.4.2),
- dissolution of the bag (6.21.6.1),
- degree of dissolution and solution stability (6.21.6.2),

as required. None of the bags tested should show signs of leakage or rupture during normal handling, before and after storage.

6.21.6 Material packaged in a sealed water soluble bag (Notes 12, 13 & 14)

6.21.6.1 Dissolution of the bag (MT 176)

The dissolution of the bag shall be tested on a sample of the emptied and cleaned bag taken according to the procedure described in Note 13, together with an appropriate proportion of the SP.

Flow time of the suspension: maximum sec.

6.21.6.2 Degree of dissolution and solution stability (MT 179) (Note 6)

The degree of dissolution and solution stability shall be tested on a solution containing the SP and the bag material in the actual ratio of application, prepared according to the procedure described in Note 14.

Residue of formulation retained on a μm test sieve after dissolution in CIPAC Standard Water D at $30 \pm 2^\circ\text{C}$ (Note 7).

Maximum:% after 5 min.

Maximum: % after 18 hours.

6.21.6.3 Persistent foam (MT 47.2) (Note 8)

The persistent foam shall be tested on a solution containing the SP and the bag in the actual ratio of application, prepared according to the procedure described in Note 14.

Note 1 For record keeping purposes, the suffix "SB" should be added to the formulation code (SP-SB).

Note 2 Method(s) of analysis must be CIPAC, AOAC or equivalent. If the methods have not yet been published then full details, with appropriate method validation data, must be submitted to FAO/WHO by the proposer.

Note 3 This clause should include only relevant impurities and the title should be changed to reflect the name of the relevant impurity. Method(s) of analysis must be peer validated.

Note 4 The method to be used shall be stated. If several methods are available, a referee method shall be selected.

Note 5 A typical figure is 1 minute.

Note 6 This test will detect coarse particles which arise from impurities in the technical material and/or are present as inert ingredients, which could cause blockage of nozzles or filters in the application equipment.

Note 7 Unless another temperature and/or water is specified.

Note 8 The mass of sample to be used in the test should be specified at the highest rate recommended by the supplier. The test is to be conducted in CIPAC standard water D.

Note 9 Unless other temperatures and/or times are specified. Refer to Section 4.6.2 of this Manual for alternative storage conditions.

Note 10 Samples of the formulation taken before and after the storage stability test should be analyzed concurrently after the test in order to reduce the analytical error.

6.21 Water soluble powders (SP), continued

Note 11 If, due to irreversible changes in the characteristics of the bag material when stored above 50°C, the test temperature should not exceed 45°C, refer to Section 4.6.2 of this Manual for alternative storage conditions.

Note 12 Sub-sampling

Lay the bag on a bench and carefully open one side of the bag with a cutter, taking care not to damage the seals.

Transfer the contents of the bag into a suitable flask. This material shall be used to carry out the tests for:

- active ingredient identity (6.21.2.1),
- active ingredient content (6.21.2.2),
- by-products of manufacture or storage (6.21.3.1),
- water content (6.21.3.2),
- acidity/alkalinity/pH range (6.21.4.1),
- wettability (6.21.4.2),
- dissolution of the bag (6.21.6.1),
- degree of dissolution and solution stability (6.21.6.2),
- persistent foam (6.21.6.3),

as required.

The bag is then opened on three sides, completely cleaned from adhering powder by brushing or suction and weighed to the nearest centigram. It shall be used to carry out the dissolution test (6.21.6.1). Aliquots of an aqueous solution of the bag material shall be used in the suspensibility (6.21.6.2) and persistent foam (6.21.6.3) tests.

In the case of delay of the above tests, the bag shall be stored in a watertight container (glass bottle or equivalent) to avoid any change in its properties.

Note 13 The sampling of the bag for the dissolution test should be as follows:

"Lay the empty cleaned bag in its original configuration (double layer). Delineate and then cut up a test sample including part of the upper seal (5 cm) and symmetrically including the vertical seal (10 cm)."

If the size of the bag is less than this dimension, use the whole bag.

Carry out the dissolution test immediately to avoid any modification of the sample.

Note 14 The procedure for adding the bag material to the solution for the rate of dissolution, solution stability and the persistent foam tests should be as follows:

"Prepare a stock solution of the bag material (1 mg/ml) by weighing approximately a 100 mg sample (n mg) of the bag (excluding sealed parts) to the nearest mg. Dissolve this sample by stirring in the standard water used for the tests to give a final volume of n ml. Store the stock solution in a stoppered bottle before use.

Calculate the volume (V ml) of the stock solution of the bag to be added to the test suspension of the water soluble powder according to the following equation:

$$V(\text{ml}) = X \times \frac{1000B}{W}$$

where: B (g) = weight of the emptied and cleaned bag

W (g) = nominal weight of the SP contained in the bag

X (g) = weight of the SP sample used in the test."

6.22 WATER SOLUBLE POWDERS FOR SEED TREATMENT (SS)

Note for preparation of draft specifications. Do not omit clauses or insert additional clauses, nor insert limits that are more lax than those than given in the guidelines, without referring to section 4. From the “Notes” provided at the end of this guideline, incorporate only those which are applicable to the particular specification.

The guidelines for seed treatment formulations do not apply to formulations intended for film-coating or pelleting of seeds. They include special clauses, related to their use pattern, although some of the corresponding test methods are not yet developed. The influence of treatment on germination is of major importance but it is not the subject of a specification clause because no test method is applicable to all types of seeds. To avoid adverse effects, users should apply the formulation strictly according to the recommendations of the manufacturer and should not treat seeds for which effect on germination is not known. Treated seeds should be stored in a suitable container and should be protected from excessive temperature and moisture.

..... [ISO common name] WATER SOLUBLE POWDER FOR SEED TREATMENT (Note 1)

[CIPAC number]/SS (month & year of publication)

6.22.1 Description

The material shall consist of an homogeneous mixture of technical [ISO common name]), complying with the requirements of FAO/WHO specification, in the form of (see Section 4.2), together with any necessary formulants including colouring matter (Note 1). It shall be in the form of a water soluble powder, free from visible extraneous matter and hard lumps.

6.22.2 Active ingredient

6.22.2.1 Identity tests (Note 2)

The active ingredient shall comply with an identity test and, where the identity remains in doubt, shall comply with at least one additional test.

6.22.2.2 [ISO common name] content (Note 2)

The [ISO common name] content shall be declared (g/kg) and, when determined, the average content measured shall not differ from that declared by more than the appropriate tolerance, given in the table of tolerances, Section 4.3.2.

6.22.3 Relevant impurities

6.22.3.1 By-products of manufacture or storage (Note 3), if required

Maximum:% of the [ISO common name] content found under 6.22.2.2.

6.22.3.2 Insolubles (MT 10) (Note 4)

Water-insoluble material, maximum: g/kg.

6.22.4 Physical properties

6.22.4.1 Acidity and/or Alkalinity (MT 191) or pH range (MT 75.3) (Note 5), if required

Maximum acidity: g/kg calculated as H₂SO₄.

Maximum alkalinity: g/kg calculated as NaOH.

pH range: to

6.22.4.2 Degree of dissolution and solution stability (MT 179)

Maximum residue after 5 min: %.

Maximum residue after 18 h: %.

6.22.4.3 Persistent foam (MT 47.2) (Note 6)

Maximum: ml after min.

6.22.4.4 Adhesion to seeds (MT 194)

The manufacturer shall declare for each group of seed for which the material is recommended, the minimum percentage of the [ISO common name] remaining on the seeds after the test.

6.22.5 Storage stability

6.22.5.1 Stability at elevated temperature (MT 46.3)

After storage at 54 ± 2°C for 14 days (Note 7), the determined average active ingredient content must not be lower than% relative to the determined average content found before storage (Note 8) and the formulation shall continue to comply with the clauses for:

- by-products of manufacture or storage (6.22.3.1),
- water insoluble material (6.22.3.2),
- acidity/alkalinity/pH range (6.22.4.1),
- degree of dissolution and solution stability (6.22.4.2),
- adhesion to seeds (6.22.4.4)

as required.

Note 1 The influence of treatment on germination is of major importance but it is not the subject of a specification clause because no test method is applicable to all types of seeds. To avoid adverse effects, users should apply the formulation strictly according to

the recommendations of the manufacturer and should not treat seeds for which effect on germination is not known. Treated seeds should be stored in a suitable container and should be protected from excessive temperature and moisture.

The formulation shall contain a dye or pigment that permanently colours the seed after treatment (red is recommended) and cannot be removed by washing with water. In some countries, there may be a legal requirement that a specific colour shall be used. The same colour should not be used for denaturing seeds to be used as livestock feeding stuffs.

Note 2 Method(s) of analysis must be CIPAC, AOAC or equivalent. If the methods have not yet been published then full details, with appropriate method validation data, must be submitted to FAO/WHO by the proposer.

Note 3 This clause should include only relevant impurities and the title should be changed to reflect the name of the relevant impurity. Method(s) of analysis must be peer validated.

Note 4 This test should detect coarse particles or extraneous materials which could cause blockage of spray nozzles or filters of the application equipment. It should be performed at the application concentration.

Note 5 The method to be used shall be stated. If several methods are available, a referee method shall be selected.

Note 6 The mass of sample to be used in the test should be specified at the highest rate recommended by the supplier. The test is to be conducted in CIPAC standard water D.

Note 7 Unless other temperatures and/or times are specified. Refer to Section 4.6.2 of this Manual for alternative storage conditions.

Note 8 Samples of the formulation taken before and after the storage stability test should be analyzed concurrently after the test in order to reduce the analytical error.

6.23 WATER SOLUBLE GRANULES (SG)

Note for preparation of draft specifications. Do not omit clauses or insert additional clauses, nor insert limits that are more lax than those than given in the guidelines, without referring to section 4. From the “Notes” provided at the end of this guideline, incorporate only those which are applicable to the particular specification.

..... [ISO common name] WATER SOLUBLE GRANULES

(CIPAC No)/SG (month & year of publication)

6.23.1 Description

The material shall consist of granules containing technical [ISO common name] complying with the requirements of the FAO/WHO specification, in the form of (see Section 4.2), and, if required, suitable carriers and/or necessary formulants. It shall be homogeneous, free from visible extraneous matter and/or hard lumps, free flowing, and essentially non-dusty. The active ingredient shall be soluble in water. Insoluble carriers and formulants shall not interfere with compliance with 6.23.4.2.

Where the material is packaged in sealed water soluble bags, the description shall be as follows (Note 1):

The material shall consist of a defined quantity of [ISO common name] water soluble granules complying with the requirements of FAO/WHO specification, in the form of (see Section 4.2), contained in a sealed water soluble bag. This quantity corresponds to the treatment of a defined area.

6.23.2 Active ingredient

6.23.2.1 Identity tests (Note 2)

The active ingredient ‡ shall comply with an identity test and, where the identity remains in doubt, shall comply with at least one additional test.

6.23.2.2 [ISO common name] content (Note 2)

The [ISO common name] content shall be declared (g/kg) and, when determined, the average content measured shall not differ from that declared by more than the appropriate tolerance, given in the table of tolerances, Section 4.3.2.

6.23.3 Relevant impurities

6.23.3.1 By-products of manufacture or storage (Note 3), if required

Maximum:% of the [ISO common name] content found under 6.23.2.2.

6.23.3.2 Water (MT 30.5) (Notes 4 and 5), if required

Maximum: g/kg.

6.23.4 Physical properties

6.23.4.1 **Acidity** and/or **Alkalinity** (MT 191) or **pH range** (MT 75.3) (Note 6), if required

Maximum acidity: g/kg calculated as H₂SO₄.

Maximum alkalinity: g/kg calculated as NaOH.

pH range: to

6.23.4.2 **Degree of dissolution and solution stability** (MT 179)

Residue of formulation retained on a µm test sieve after dissolution in CIPAC Standard Water D at 30 ± 2°C (Note 7).

Maximum: % after 5 min.

Maximum: % after 18 hours.

6.23.4.3 **Persistent foam** (MT 47.2) (Note 8)

If required, maximum ml after 1 min.

In the case of water soluble bag packaging, the provisions of clause 6.23.6.4 should be applied.

6.23.4.4 **Dustiness** (MT 171) (Note 9)

Essentially non-dusty

6.23.4.5 **Attrition resistance** (MT 178.2)

Minimum:% attrition resistance.

6.23.4.6 Flowability (MT172)

At least% of the formulation shall pass through a 5 mm test sieve after 20 drops of the sieve (Note 10).

6.23.5 Storage stability

6.23.5.1 **Stability at elevated temperatures** (MT 46.3)

After storage at 54 ± 2°C for 14 days (Note 11) the determined average active ingredient content shall not be lower than% relative to the determined average content found before storage (Note 12) and the formulation shall continue to comply with the clauses for:

- by-products of manufacture or storage (6.23.3.1),
 - acidity/alkalinity/pH range (6.23.4.1),
 - degree of dissolution and solution stability (6.23.4.2),
 - dustiness (6.23.4.4),
 - attrition resistance (6.23.4.5)
- as required.

In the case of water soluble bag packaging, the package should be enclosed in a watertight sachet, box or any other container at °C (Note 13) for days. The determined average active ingredient

content must not be lower than% relative to the determined average content found before storage, and the formulation shall continue to comply with the clauses for:

- by-products of manufacture or storage (6.23.3.1),
- acidity/alkalinity/pH range (6.23.4.1),
- dissolution of the bag (6.23.6.1),
- degree of dissolution and solution stability (6.23.6.2),

as required. None of the bags tested should show signs of leakage or rupture during normal handling, before and after storage.

6.23.6 Material packaged in a sealed water soluble bag (Notes 14, 15 & 16)

6.23.6.1 Dissolution of the bag (MT 176)

The dissolution of the bag shall be tested on a sample of the emptied and cleaned bag taken according to the procedure described in Note 15, together with an appropriate proportion of the SG.

Flow time of the solution: maximum sec.

6.23.6.2 Degree of dissolution and solution stability (MT 179)

The degree of dissolution and solution stability shall be tested on a solution containing the SG and the bag material in the actual ratio of application, prepared according to the procedure described in Note 16.

Residue of formulation retained on a μm test sieve after dissolution in CIPAC Standard Water D at $30 \pm 2^\circ\text{C}$ (Note 7).

Maximum:% after 5 min.

Maximum: % after 18 hours.

6.23.6.3 Persistent foam (MT 47.2) (Note 8)

The persistent foam shall be tested on a solution containing the SG and the bag in the actual ratio of application, prepared according to the procedure described in Note 16.

Note 1 For record keeping purposes, the suffix "SB" should be added to the formulation code (SP-SB).

Note 2 Method(s) of analysis must be CIPAC, AOAC or equivalent. If the methods have not yet been published then full details, with appropriate method validation data, must be submitted to FAO/WHO by the proposer.

Note 3 This clause should include only relevant impurities and the title should be changed to reflect the name of the relevant impurity. Method(s) of analysis must be peer validated.

Note 4 The method to be used shall be stated. If several methods are available, a referee method shall be selected.

Note 5 If required, a minimum water content may be specified as an alternative, or in addition, to the maximum.

Note 6 If required.

Note 7 Unless other temperatures or waters are specified.

Note 8 The mass of sample to be used in the test should be specified at the highest rate recommended by the supplier. The test is to be conducted in CIPAC standard water D.

Grey shading = new/revised or deleted [±] text or numbers in second revision (Nov 2010).

6.23 Water soluble granules (SG), continued

Note 9 The optical method, MT 171, usually shows good correlation with the gravimetric method and can, therefore, be used as an alternative where the equipment is available. Where the correlation is in doubt, it must be checked with the formulation to be tested. In case of dispute the gravimetric method shall be used.

Note 10 Flowability (MT 172). MT 46.3 (solid formulations stored under pressure) should be substituted for MT 46.1, which is specified for use in MT 172.

Note 11 Unless other temperatures and/or times are specified. Refer to Section 4.6.2 of this Manual for alternative storage conditions.

Note 12 Samples of the formulation taken before and after the storage stability test should be analyzed together after the test in order to reduce the analytical error.

Note 13 If, due to irreversible changes in the characteristics of the bag material when stored above 50°C, the test temperature should not exceed 45°C, refer to Section 4.6.2 of this Manual for alternative storage conditions.

Note 14 Sub-sampling

Lay the bag on a bench and carefully open one side of the bag with a cutter, taking care not to damage the seals.

Transfer the contents of the bag into a suitable flask. This material shall be used to carry out the tests for:

- active ingredient identity (6.23.2.1),
- active ingredient content (6.23.2.2),
- by-products of manufacture or storage (6.23.3.1),
- water content (6.23.3.2),
- acidity/alkalinity/pH range (6.23.4.1),
- dissolution of the bag (6.23.6.1),
- degree of dissolution (6.23.6.2),
- persistent foam (6.23.6.3),

as required.

The bag is then opened on three sides, completely cleaned from adhering powder by brushing or suction and weighed to the nearest 0.01 g. It shall be used to carry out the dissolution test (6.23.6.1). Aliquots of an aqueous solution of the bag material shall be used in the degree of dissolution and solution stability (6.23.6.2) and persistent foam (6.23.6.3) tests. In the case of delay of the above tests, the bag shall be stored in a watertight container (glass bottle or equivalent) to avoid any change in its properties.

Note 15 The sampling of the bag for the dissolution test should be as follows:

Lay the empty cleaned bag in its original configuration (double layer). Delineate and then cut up a test sample including part of the upper seal (5 cm) and symmetrically including the vertical seal (10 cm). If the size of the bag is less than this dimension, use the whole bag.

Carry out the dissolution test immediately to avoid any modification of the sample.

Note 16 The procedure for adding the bag material to the solution for the rate of dissolution, solution stability and the persistent foam tests should be as follows:

"Prepare a stock solution of the bag material (1 mg/ml) by weighing approximately a 100 mg sample (\underline{n} mg) of the bag (excluding sealed parts) to the nearest mg. Dissolve this sample by stirring in the standard water used for the tests to give a final volume of \underline{n} ml. Store the stock solution in a stoppered bottle before use. Calculate the volume (\underline{V} ml) of the stock solution of the bag to be added to the test suspension of the water soluble granule according to the following equation:

$$V(\text{ml}) = X \times \frac{1000B}{W}$$

where: B (g) = weight of the emptied and cleaned bag
W (g) = nominal weight of the SG contained in the bag
X (g) = weight of the SG sample used in the test."

6.24 WATER SOLUBLE TABLETS (ST)

Introduction

Tablets are pre-formed solids of uniform shape and dimensions, usually circular, with either flat or convex faces, the distance between faces being less than the diameter. Their size and weight is determined by manufacturing and/or use requirements. Water soluble tablets (ST) are intended for application after dissolution in water by conventional spraying equipment. STs contain an active ingredient which is totally soluble in water at use rate concentrations.

Note for preparation of draft specifications. Do not omit clauses or insert additional clauses, nor insert limits that are more lax than those than given in the guidelines, without referring to section 4. From the “Notes” provided at the end of this guideline, incorporate only those which are applicable to the particular specification.

..... [ISO common name] WATER SOLUBLE TABLETS

[CIPAC number]/ST (month & year of publication)

6.24.1 Description

The material shall consist of an homogeneous mixture of technical [ISO common name], complying with the requirements of FAO/WHO specification ..., in the form of (see Section 4.2), together with carriers and any other necessary formulants. It shall be in the form of tablets for application after disintegration and dissolution in water. The formulation shall be of dry, unbroken, free-flowing tablets and shall be free from extraneous matter.

6.24.2 Active ingredient (Note 1)

6.24.2.1 Identity tests

The active ingredient shall comply with an identity test and, where the identity remains in doubt, shall comply with at least one additional test.

6.24.2.2 [ISO common name] content (Notes 1 & 2)

The [ISO common name] content shall be declared (g/kg) and, when determined, the average content measured shall not differ from that declared by more than the appropriate tolerance, given in the table of tolerances, Section 4.3.2.

6.24.3 Relevant impurities (Note 1)

6.24.3.1 By-products of manufacture or storage (Note 3), if required

Maximum: % of the [ISO common name] content found under 6.24.2.2.

6.24.3.2 **Water** (MT 30.5) (Note 4)

Maximum: ... g/kg.

6.24.4 **Physical properties** (Note 1)

6.24.4.1 **Acidity** and/or **Alkalinity** (MT 191) or **pH range** (MT 75.3) (Notes 4, 5 & 6), if required (not applicable to effervescent tablets)

Maximum acidity: ... g/kg calculated as H₂SO₄.

Maximum alkalinity: ... g/kg calculated as NaOH.

pH range: ... to ...

6.24.4.2 **Disintegration time**

Effervescent tablets only (Method under consideration) (Note 6)

Maximum: ... min for total disintegration

6.24.4.3 **Degree of dissolution and solution stability** (MT 179) (Note 7)

Maximum: ... % retained after 5 min on a 75 µm test sieve.

Maximum: ... % retained after 18 hours on a 75 µm test sieve.

6.24.4.4 **Wet sieve test** (MT 185) (Note 8)

Maximum: ... % retained on a 75 µm test sieve.

6.24.4.5 **Persistent foam** (MT 47.2) (Notes 5 & 9)

Maximum: ... ml after 1 minute.

6.24.4.6 **Tablet integrity** (Note 10)

No broken tablets

6.24.4.7 **Degree of attrition**, if required (MT 193, Note 11)

Maximum degree of attrition:%.

6.24.5 **Storage stability** (Note 1)

6.24.5.1 **Stability at elevated temperature** (MT 46.3)

After storage at $54 \pm 2^{\circ}\text{C}$ for 14 days (Note 12) without pressure (Note 13), the determined average active ingredient content must not be lower than ... % relative to the determined average content found before storage (Note 14) and the formulation shall continue to comply with the clauses for:

- by-products of manufacture or storage (6.24.3.1),
- acidity/alkalinity/pH range (6.24.4.1),
- disintegration time (6.24.4.2),
- degree of dissolution and solution stability (6.24.4.3),
- wet sieve test (6.24.4.4),
- tablet integrity (6.24.4.6),
- degree of attrition (6.24.4.7),

as required.

Note 1 Sub-samples for analysis are prepared as follows.

An entire tablet (or several entire tablets) must be taken. The tablet(s) should be milled and thoroughly mixed to provide an homogeneous powder, prior to weighing a portion for analysis.

Sub-samples for tests of physical properties and storage stability are prepared as follows.

(a) To determine:

- tablet integrity (6.24.4.5),
- disintegration time (6.24.4.3),
- degree of dissolution / solution stability (6.24.4.4),
- storage stability (6.24.5.1),

the tablet(s) must not be broken for the purpose, prior to the test.

(b) The tablet(s) may be broken to provide the size of test portion required for CIPAC methods ~~MT 191~~, MT 75.3 and MT 47.2 and must be completely disintegrated for the purposes of these tests.

(c) For determination of tablet integrity, an entire pack of tablets should be used.

Note 2 Method(s) of analysis must be CIPAC, AOAC or equivalent. If the methods have not yet been published then full details, with appropriate method validation data, must be submitted to FAO/WHO by the proposer.

Note 3 This clause should include only relevant impurities and the title should be changed to reflect the name of the relevant impurity. Method(s) of analysis must be peer validated.

Note 4 The method to be used shall be stated. If several methods are available, a referee method shall be selected.

Note 5 Before performing the CIPAC test, it is necessary to let the tablet(s) disintegrate completely into a 250 ml beaker containing 50 ml of the water required by the method. A gentle stirring may be needed.

Note 6 Effervescent tablets are tablets which incorporate an effervescent system.

Note 7 MT 179 requires that the formulation is tested at the highest recommended use concentration, with a minimum of 3 g in a total of 250 ml. Nevertheless, to evaluate the degree of dissolution, the tablet(s) must not be broken. Therefore the number of entire tablets used should be the closest possible to the highest recommended concentration (with a minimum of 3 g). For effervescent tablets, the cylinder should not be stoppered and inverted until effervescence has ceased.

Note 8 For wet sieving of effervescent tablets, the dispersion obtained in the test for disintegration time (6.24.4.2) is directly poured through the sieve and rinsed.

Note 9 The mass of sample to be used in the test should be the highest rate recommended by the supplier. The test is to be conducted in CIPAC standard water D.

Note 10 Visual observation only. Unless otherwise indicated, at least one pack/package containing multiple tablets should be inspected.

Note 11 CIPAC MT 193 ~~‡~~ measures attrition (the tendency to lose material from surfaces/edges as a result of impact and friction). ~~‡~~

Note 12 Unless other temperatures and/or times are specified. Refer to Section 4.6.2 of this Manual for alternative storage conditions. Storage stability tests must be performed only on intact tablets.

Note 13 Without pressure means that the test is performed as specified by CIPAC MT 46.3, but no pressure is applied to the sample during its ageing.

Note 14 Analysis of the formulation before and after storage the stability test, should be carried out concurrently (i.e. after storage), to minimize the analytical error.

7. SPECIFICATION GUIDELINES FOR LIQUID FORMULATED PESTICIDES

SIMPLE SOLUTIONS

- 7.1 Soluble Concentrates (SL)
- 7.2 Solutions for Seed Treatment (LS)
- 7.3 Oil miscible liquids (OL)
- 7.4 Ultra-Low Volume Liquids (UL).

SOLUTIONS FOR DISPERSION

- 7.11 Emulsifiable Concentrates (EC)
- 7.12 Dispersible concentrates (DC)

EMULSIONS

- 7.21 Emulsions, Oil in Water (EW)
- 7.22 Emulsions for Seed Treatment (ES)
- 7.23 Micro-emulsions (ME)

SUSPENSIONS

- 7.31 Aqueous Suspension Concentrates (SC)
- 7.32 Flowable Concentrate for Seed Treatment (FS)
- 7.33 Capsule suspensions (CS)
- 7.34 Oil-based Suspension Concentrates (OD)

MULTI-CHARACTER LIQUID FORMULATIONS

- 7.41 Aqueous Suspo-Emulsions (SE)
- 7.42 Mixed formulations of CS and SC (ZC)
- 7.43 Mixed formulations of CS and EW (ZW)
- 7.44 Mixed formulations of CS and SE (ZE)

7.1 SOLUBLE CONCENTRATES (SL)

Note for preparation of draft specifications. Do not omit clauses or insert additional clauses, nor insert limits that are more lax than those than given in the guidelines, without referring to section 4. From the “Notes” provided at the end of this guideline, incorporate only those which are applicable to the particular specification.

..... [ISO common name] SOLUBLE CONCENTRATE

[CIPAC number]/SL (month & year of publication)

7.1.1 **Description**

The material shall consist of technical [ISO common name], complying with the requirements of FAO/WHO specification, in the form of (see Section 4.2), dissolved in suitable solvents, together with any other necessary formulants. It shall be in the form of a clear or opalescent liquid, free from visible suspended matter and sediment, to be applied as a true solution of the active ingredient in water.

7.1.2 **Active ingredient**

7.1.2.1 **Identity tests** (Note 1)

The active ingredient shall comply with an identity test and, where the identity remains in doubt, shall comply with at least one additional test.

7.1.2.2 **..... [ISO common name] content** (Notes 1 & 2)

The [ISO common name] content shall be declared (g/kg or g/l at $20 \pm 2^{\circ}\text{C}$) and, when determined, the average content measured shall not differ from that declared by more than the appropriate tolerance, given in the table of tolerances, Section 4.3.2.

7.1.3 **Relevant impurities**

7.1.3.1 **By-products of manufacture or storage** (Note 3), if required

Maximum:% of the [ISO common name] content found under 7.1.2.2.

7.1.3.2 **Water** (MT 30.5) (Notes 4 & 5), if required

Maximum: g/kg.

7.1.4 Physical properties

7.1.4.1 **Acidity and/or Alkalinity** (MT 191) or **pH range** (MT 75.3) (Note 5), if required

Maximum acidity: g/kg calculated as H_2SO_4 .

Maximum alkalinity: g/kg calculated as NaOH.

pH range: to

7.1.4.2 **Solution stability** (MT 41)

The formulation, \pm following dilution (Note 6) with CIPAC standard water D and standing at $30 \pm 2^\circ\text{C}$ for 18 h, shall give a clear or opalescent solution, free from more than a trace of sediment and visible solid particles. Any visible sediment or particles produced shall pass through a 45 μm test sieve.

7.1.4.3 **Persistent foam** (MT 47.2) (Note 7)

Maximum: ml after 1 minute.

7.1.5 Storage stability

7.1.5.1 **Stability at 0°C** (MT 39.3)

After storage at $0 \pm 2^\circ\text{C}$ for 7 days, the volume of solid and/or liquid which separates shall not be more than 0.3 ml.

7.1.5.2 **Stability at elevated temperature** (MT 46.3)

After storage at $54 \pm 2^\circ\text{C}$ for 14 days (Note 8), the determined average active ingredient content must not be lower than% relative to the determined average content found before storage (Note 9) and the formulation shall continue to comply with the clauses for:

- by-products of manufacture or storage (7.1.3.1),
- acidity/alkalinity/pH range (7.1.4.1),
- solution stability (7.1.4.2),

as required.

Note 1 Method(s) of analysis must be CIPAC, AOAC or equivalent. If the methods have not yet been published then full details, with appropriate method validation data, must be submitted to FAO/WHO by the proposer.

Note 2 If the buyer requires both g/kg and g/l at 20°C , then in case of dispute the analytical results shall be calculated as g/kg.

Note 3 This clause should include only relevant impurities and the title should be changed to reflect the name of the relevant impurity. Method(s) of analysis must be peer validated.

Note 4 This clause is not appropriate for formulations formulated in water.

Note 5 The method to be used shall be stated. If several methods are available, a referee method shall be selected.

Note 6 The concentration used for the test should not be higher than the highest concentration recommended in the instructions for use.

7.1 Soluble concentrates (SL), continued

Note 7 The mass of sample to be used in the test should correspond to the highest rate of use recommended by the supplier. The test is to be conducted in CIPAC standard water D.

Note 8 Unless other temperatures and/or times are specified. Refer to Section 4.6.2 of this Manual for alternative storage conditions.

Note 9 Samples of the formulation taken before and after the storage stability test should be analyzed concurrently after the test in order to reduce the analytical error.

7.2 SOLUTIONS FOR SEED TREATMENT (LS)

Note for preparation of draft specifications. Do not omit clauses or insert additional clauses, nor insert limits that are more lax than those than given in the guidelines, without referring to section 4. From the “Notes” provided at the end of this guideline, incorporate only those which are applicable to the particular specification.

The guidelines for seed treatment formulations do not apply to formulations intended for film-coating or pelleting of seeds. They include special clauses, related to their use pattern, although some of the corresponding test methods are not yet developed. The influence of treatment on germination is of major importance but it is not the subject of a specification clause because no test method is applicable to all types of seeds. To avoid adverse effects, users should apply the formulation strictly according to the recommendations of the manufacturer and should not treat seeds for which effect on germination is not known. Treated seeds should be stored in a suitable container and should be protected from excessive temperature and moisture.

..... [ISO common name] SOLUTION FOR SEED TREATMENT (Note 1)

[CIPAC number]/LS (month & year of publication)

7.2.1 Description

The material shall consist of technical [ISO common name], complying with the requirements of FAO/WHO specification , in the form of (see Section 4.2), dissolved in suitable solvents, together with any other necessary formulants, including colouring matter (Note 1). It shall be in the form of a clear or opalescent liquid, free from visible suspended matter and sediment.

7.2.2 Active ingredient

7.2.2.1 Identity tests (Note 2)

The active ingredient shall comply with an identity test and, where the identity remains in doubt, shall comply with at least one additional test.

7.2.2.2 [ISO common name] content (Note 2)

The [ISO common name] content shall be declared (g/kg or g/l at $20 \pm 2^{\circ}\text{C}$, Note 3) and, when determined, the average content measured shall not differ from that declared by more than the appropriate tolerance, given in the table of tolerances, Section 4.3.2.

7.2.3 Relevant impurities

7.2.3.1 By-products of manufacture or storage (Note 4), if required

Maximum:% of the [ISO common name] content found under 7.2.2.2.

7.2.3.2 Water (MT 30.5) (Notes 5 & 6), if required

Maximum: g/kg.

7.2.4 Physical properties

7.2.4.1 Acidity and/or Alkalinity (MT 191) or pH range (MT 75.3) (Note 6), if required

Maximum acidity: g/kg calculated as H_2SO_4 .

Maximum alkalinity: g/kg calculated as NaOH.

pH range: to

7.2.4.2 Solution stability (MT 41) (Note 7)

The formulation, \pm following dilution (Note 8) with CIPAC standard water D and standing at $30 \pm 2^\circ\text{C}$ for 18 h, shall give a clear or opalescent solution, free from more than a trace of sediment and visible solid particles. Any visible sediment or particles produced shall pass through a 45 μm test sieve.

7.2.4.3 Adhesion to seeds (MT 194)

The manufacturer shall declare for each group of seed for which the material is recommended, the minimum percentage of the [ISO common name] remaining on the seeds after the test.

7.2.5 Storage stability

7.2.5.1 Stability at 0°C (MT 39.3)

After storage at $0 \pm 2^\circ\text{C}$ for 7 days, the volume of solid and/or liquid which separates shall not be more than 0.3 ml.

7.2.5.2 Stability at elevated temperature (MT 46.3)

After storage at $54 \pm 2^\circ\text{C}$ for 14 days (Note 9) the determined average active ingredient content must not be lower than% relative to the determined average content found before storage (Note 10) and the formulation shall continue to comply with the clauses for:

- by-products of manufacture or storage (7.2.3.1),
- acidity/alkalinity/pH range (7.2.4.1),
- solution stability (7.2.4.2),
- adhesion to seeds (7.2.4.3)

as required.

Note 1 The influence of treatment on germination is of major importance but it is not the subject of a specification clause because no test method is applicable to all types of seeds. To avoid adverse effects, users should apply the formulation strictly according to the recommendations of the manufacturer and should not treat seeds for which effect on germination is not known. Treated seeds should be stored in a suitable container and should be protected from excessive temperature and moisture.

The formulation shall contain a dye that permanently colours the seed after treatment (red is recommended) and cannot be removed by washing with water. In some countries, there may be a legal requirement that a specific colour shall be used. The same colour must not be used for denaturing seeds intended for use as livestock feeding stuffs.

Note 2 Method(s) of analysis must be CIPAC, AOAC or equivalent. If the methods have not yet been published then full details, with appropriate method validation data, must be submitted to FAO/WHO by the proposer.

Note 3 If the buyer requires both g/kg and g/l at 20°C, then in case of dispute the analytical results shall be calculated as g/kg.

Note 4 This clause should include only relevant impurities and the title should be changed to reflect the name of the relevant impurity. Method(s) of analysis must be peer validated.

Note 5 Only for non-aqueous solutions. The limit is normally 5 g/kg.

Note 6 The method to be used shall be stated. If several methods are available, a referee method shall be selected.

Note 7 Only applied to water miscible solutions.

Note 8 The concentration should be within the range of concentrations recommended in the instructions for use. This test is not applicable to undiluted formulations.

Note 9 Unless other temperatures and/or times are specified. Refer to Section 4.6.2 of this Manual for alternative storage conditions.

Note 10 Samples of the formulation taken before and after the storage stability test should be analyzed concurrently after the test in order to reduce the analytical error.

7.3 OIL MISCIBLE LIQUIDS (OL)

Note for preparation of draft specifications. Do not omit clauses or insert additional clauses, nor insert limits that are more lax than those than given in the guidelines, without referring to section 4. From the “Notes” provided at the end of this guideline, incorporate only those which are applicable to the particular specification.

..... [ISO common name] OIL MISCIBLE LIQUID

[CIPAC number]/OL (month & year of publication)

7.3.1 Description

The material shall consist of a solution of technical [ISO common name], complying with the requirements of FAO/WHO specification , in the form of (see Section 4.2), together with any other necessary formulants. It shall be free from visible suspended matter and sediment.

7.3.2 Active ingredient

7.3.2.1 Identity tests (Note 1)

The active ingredient shall comply with an identity test and, where the identity remains in doubt, shall comply with at least one additional test.

7.3.2.2 [ISO common name] content (Note 1)

The [ISO common name] content shall be declared (g/kg or g/l at $20 \pm 2^\circ\text{C}$, Note 2) and, when determined, the average content measured shall not differ from that declared by more than the appropriate tolerance, given in the table of tolerances, Section 4.3.2.

7.3.3 Relevant impurities

7.3.3.1 By-products of manufacture or storage (Note 3), if required

Maximum:% of the [ISO common name] content found under 7.3.2.2.

7.3.3.2 Water (MT 30.5) (Note 4), if required

Maximum: g/kg.

7.3.4 Physical properties

7.3.4.1 Acidity and/or Alkalinity (MT 191) or pH range (MT 75.3) (Notes 4 & 5), if required

Maximum acidity: g/kg calculated as H_2SO_4 .

Maximum alkalinity: g/kg calculated as NaOH.

pH range: to

7.3.4.2 Miscibility with hydrocarbon oil (MT 23)

If required, the formulation shall be miscible with the appropriate hydrocarbon oil (Note 6).

7.3.5 Storage stability

7.3.5.1 Stability at 0°C (MT 39.3)

After storage at $0 \pm 2^\circ\text{C}$ for 7 days, the volume of solid and/or liquid which separates shall not be more than 0.3 ml.

7.3.5.2 Stability at elevated temperature (MT 46.3)

After storage at $54 \pm 2^\circ\text{C}$ for 14 days (Note 7), the determined average active ingredient content must not be lower than% relative to the determined average content found before storage (Note 8) and the formulation shall continue to comply with the clauses for:

- by-products of manufacture or storage (7.3.3.1),
 - acidity/alkalinity/pH range (7.3.4.1),
 - miscibility with hydrocarbon oil (7.3.4.2),
- as required.

-
- Note 1 Method(s) of analysis must be CIPAC, AOAC or equivalent. If the methods have not yet been published then full details, with appropriate method validation data, must be submitted to FAO/WHO by the proposer.
- Note 2 If the buyer requires both g/kg and g/l at 20°C , then in case of dispute the analytical results shall be calculated as g/kg.
- Note 3 This clause should include only relevant impurities and the title should be changed to reflect the name of the relevant impurity. Method(s) of analysis must be peer validated.
- Note 4 The method to be used shall be stated. If several methods are available, a referee method shall be selected.
- Note 5 These methods have not been tested on this type of formulation but may be used as a starting point for further development.
- Note 6 The concentration should not be higher than the highest concentration recommended in the instructions for use.
- Note 7 Unless other temperatures and/or times are specified. Refer to Section 4.6.2 of this Manual for alternative storage conditions.
- Note 8 Samples of the formulation taken before and after the storage stability test should be analyzed concurrently after the test in order to reduce the analytical error.

7.4 ULTRA LOW VOLUME LIQUIDS (UL)

In addition to the characteristics identified in the guideline below, the potential for loss of droplet mass by volatilization may also be critical for UL formulations. If droplet evaporation is too rapid, the proportion of the spray which drifts from the target, and the distance over which drift occurs, may be increased to unacceptable levels. The volatilization and drift that occur in practice are dependent upon the initial droplet size spectrum and the height through which droplets fall, the air temperature and wind speed. Even if the other parameters are reasonably consistent, wind speed, in particular, is usually highly variable even over short distances and periods of time. A degree of volatilization which may be unacceptable for one type of application may be of little or no consequence in another case. It is desirable that a clause to limit losses by volatilization should be included in the specification but, at present, it is difficult to relate a simple measurement of loss by volatilization to the potential increase in drift produced. Industry is requested to produce a method, together with data obtained under controlled conditions, that will allow a meaningful relationship to be established between the results produced and the potential increase in drift in various scenarios.

Note for preparation of draft specifications. Do not omit clauses or insert additional clauses, nor insert limits that are more lax than those than given in the guidelines, without referring to section 4. From the “Notes” provided at the end of this guideline, incorporate only those which are applicable to the particular specification.

..... [ISO common name] ULTRA LOW VOLUME LIQUID

[CIPAC number]/UL (month & year of publication)

7.4.1 Description

The material shall consist of technical [ISO common name], complying with the requirements of FAO/WHO specification, in the form of (see Section 4.2), together with any necessary formulants. It shall be in the form of a stable homogeneous liquid, free from visible suspended matter and sediment.

7.4.2 Active ingredient

7.4.2.1 Identity tests (Note 1)

The active ingredient shall comply with an identity test and, where the identity remains in doubt, shall comply with at least one additional test.

7.4.2.2 [ISO common name] content (Note 1)

The [ISO common name] content shall be declared (g/kg or g/l at $20 \pm 2^{\circ}\text{C}$, Note 2) and, when determined, the average content

measured shall not differ from that declared by more than the appropriate tolerance, given in the table of tolerances, Section 4.3.2.

7.4.3 Relevant impurities

7.4.3.1 By-products of manufacture or storage (Note 3), if required

Maximum:% of the [ISO common name] content found under 7.4.2.2.

7.4.3.2 Water (MT 30.5) (Note 4), if required

Maximum: g/kg.

7.4.4 Physical properties

7.4.4.1 Acidity and/or Alkalinity (MT 191) or pH range (MT 75.3) (Note 4), if required

Maximum acidity: g/kg calculated as H_2SO_4 .

Maximum alkalinity: g/kg calculated as NaOH.

pH range: to

7.4.4.2 Viscosity, if required (MT 192) (Note 5)

The viscosity shall be in the range: to

7.4.5 Storage stability

7.4.5.1 Stability at 0°C (MT 39.3)

After storage at $0 \pm 2^\circ\text{C}$ for 7 days, the volume of solid and/or liquid which separates shall not be more than 0.3 ml (Note 5).

7.4.5.2 Stability at elevated temperature (MT 46.3)

After storage at $54 \pm 2^\circ\text{C}$ for 14 days (Note 6), the determined average active ingredient content must not be lower than% relative to the determined average content found before storage (Note 7) and the formulation shall continue to comply with the clauses for:

- by-products of manufacture or storage (7.4.3.1),
 - acidity/alkalinity/pH range (7.4.4.1),
- as required.

Note 1 Method(s) of analysis must be CIPAC, AOAC or equivalent. If the methods have not yet been published then full details, with appropriate method validation data, must be submitted to FAO/WHO by the proposer.

Note 2 If the buyer requires both g/kg and g/l at 20°C , then in case of dispute, the analytical results shall be calculated as g/kg.

Note 3 This clause should include only relevant impurities and the title should be changed to reflect the name of the relevant impurity. Method(s) of analysis must be peer validated.

7.4 Ultra low volume liquids (UL), continued

- Note 4 The method to be used shall be stated. If several methods are available, a referee method shall be selected.
- Note 5 Where a clause for viscosity is included and the appropriate limits are application-dependent, the application(s) and/or the type of application equipment, corresponding to the specified viscosity range(s), must be identified in a footnote.
- Note 6 Unless other temperatures and/or times are specified for a particular formulation.
- Note 7 Unless other temperatures and/or times are specified. Refer to Section 4.6.2 of this Manual for alternative storage conditions.
- Note 8 Samples of the formulation taken before and after the storage stability test should be analyzed concurrently after the test in order to reduce the analytical error.

7.11 EMULSIFIABLE CONCENTRATES (EC)

Note for preparation of draft specifications. Do not omit clauses or insert additional clauses, nor insert limits that are more lax than those than given in the guidelines, without referring to section 4. From the “Notes” provided at the end of this guideline, incorporate only those which are applicable to the particular specification.

..... [ISO common name] EMULSIFIABLE CONCENTRATE

[CIPAC number]/EC (month & year of publication)

7.11.1 Description

The material shall consist of technical [ISO common name], complying with the requirements of FAO/WHO specification , in the form of (see Section 4.2), dissolved in suitable solvents, together with any other necessary formulants. It shall be in the form of a stable homogeneous liquid, free from visible suspended matter and sediment, to be applied as an emulsion after dilution in water.

7.11.2 Active ingredient

7.11.2.1 Identity tests (Note 1)

The active ingredient shall comply with an identity test and, where the identity remains in doubt, shall comply with at least one additional test.

7.11.2.2 [ISO common name] content (Note 1)

The [ISO common name] content shall be declared (g/kg or g/l at $20 \pm 2^{\circ}\text{C}$, Note 2) and, when determined, the average content measured shall not differ from that declared by more than the appropriate tolerance, given in the table of tolerances, Section 4.3.2.

7.11.3 Relevant impurities

7.11.3.1 By-products of manufacture or storage (Note 3), if required

Maximum:% of the [ISO common name] content found under 7.11.2.2.

7.11.3.2 Water (MT 30.5) (Note 4)

Maximum: g/kg.

7.11.4 Physical properties**7.11.4.1 Acidity and/or Alkalinity (MT 191) or pH range (MT 75.3) (Note 4), if required**

Maximum acidity: g/kg calculated as H₂SO₄.

Maximum alkalinity: g/kg calculated as NaOH.

pH range: to

7.11.4.2 Emulsion stability and re-emulsification (‡ , MT 36.3 ‡)

The formulation, when diluted at 30 ± 2°C (Notes 5 and 6) with CIPAC Standard Waters A and D, shall comply with the following:

Time after dilution	Limits of stability, ‡ MT 36.3
0 h	Initial emulsification complete
0.5 h	"Cream", maximum: ml
2.0 h	"Cream", maximum: ml "Free oil", maximum: ml
24 h	Re-emulsification complete
24.5 h	"Cream", maximum: ml "Free oil", maximum: ml
Note: in applying ‡ MT 36.3, tests after 24 h are required only where results at 2 h are in doubt	
‡	

7.11.4.3 Persistent foam (MT 47.2) (Note 7)

Maximum: ml after 1 min.

7.11.5 Storage stability**7.11.5.1 Stability at 0°C (MT 39.3)**

After storage at 0 ± 2°C for 7 days, the volume of solid and/or liquid which separates shall not be more than 0.3 ml.

7.11.5.2 Stability at elevated temperature (MT 46.3)

After storage at 54 ± 2°C for 14 days (Note 8), the determined average active ingredient content must not be lower than% relative to the determined average content found before storage (Note 9) and the formulation shall continue to comply with the clauses for:

- by-products of manufacture or storage (7.11.3.1),
 - acidity, alkalinity, pH range (7.11.4.1),
 - emulsion stability and re-emulsification (7.11.4.2),
- as required.

7.11 Emulsifiable concentrates (EC), continued

- Note 1 Method(s) of analysis must be CIPAC, AOAC or equivalent. If the methods have not yet been published then full details, with appropriate method validation data, must be submitted to FAO/WHO by the proposer.
- Note 2 If the buyer requires both g/kg and g/l at 20°C, then in case of dispute the analytical results shall be calculated as g/kg.
- Note 3 This clause should include only relevant impurities and the title should be changed to reflect the name of the relevant impurity. Method(s) of analysis must be peer validated.
- Note 4 The method to be used shall be stated. If several methods are available, a referee method shall be selected.
- Note 5 Unless another temperature is specified.
- ± Note 6 As outlined in CIPAC MT 36.3, the test concentrations should be based on those in the recommended directions for use supplied with the product. Where several concentrations are recommended, the highest and lowest concentrations within the scope of the method should be used.
- Note 7 The mass of sample to be used in the test should correspond to the highest rate of use recommended by the supplier. The test is to be conducted in CIPAC standard water D.
- Note 8 Unless other temperatures and/or times are specified. Refer to Section 4.6.2 of this Manual for alternative storage conditions.
- Note 9 Samples of the formulation taken before and after the storage stability test should be analyzed concurrently after the test in order to reduce the analytical error.

7.12 DISPERSIBLE CONCENTRATES (DC)

Note for preparation of draft specifications. Do not omit clauses or insert additional clauses, nor insert limits that are more lax than those than given in the guidelines, without referring to section 4. From the “Notes” provided at the end of this guideline, incorporate only those which are applicable to the particular specification.

..... [ISO common name] DISPERSIBLE CONCENTRATE

[CIPAC number]/DC (month & year of publication)

7.12.1 Description

The material shall consist of technical [ISO common name], complying with the requirements of FAO specification , in the form of (see Section 4.2), dissolved in suitable solvents, together with any other necessary formulants. It shall be in the form of a stable homogeneous liquid, free from visible suspended matter and sediment, to be applied as a dispersion after dilution in water.

7.12.2 Active ingredient

7.12.2.1 Identity tests (Note 1)

The active ingredient shall comply with an identity test and, where the identity remains in doubt, shall comply with at least one additional test.

7.12.2.2 [ISO common name] content (Note 1)

The [ISO common name] content shall be declared (g/kg or g/l at $20 \pm 2^\circ\text{C}$, Note 2) and, when determined, the content measured shall not differ from that declared by more than the appropriate tolerance, given in the table of tolerances, Section 4.3.2.

7.12.3 Relevant impurities

7.12.3.1 By-products of manufacture or storage (Note 3), if required

Maximum:% of the [ISO common name] content found under 7.12.2.2.

7.12.3.2 Water (MT 30.5) (Note 4), if required

Maximum: g/kg.

7.12.4 Physical properties

7.12.4.1 Acidity and/or Alkalinity (MT 191) or pH range (MT 75.3) (Note 4), if required

Maximum acidity: g/kg calculated as H_2SO_4 .

Maximum alkalinity: g/kg calculated as NaOH .

pH range: to

7.12.4.2 Dispersion stability (MT 180) (Note 5)

The formulation, when diluted at $30 \pm 2^\circ\text{C}$ (Notes 6 & 7) with CIPAC Standard Waters A and D, shall comply with the following:

Time after allowing the dispersion to stand	Limits of stability
1h	"cream" or oil, maximum: ml sediment, maximum: ml

7.12.4.3 Wet sieve test (MT 185) (Note 8)

Maximum:g/kg of the formulation shall be retained on a μm test sieve, at the dilutions specified.

7.12.4.4 Persistent foam (MT 47.2) (Note 9)

‡ Maximum: ml after min.

7.12.5 Storage stability**7.12.5.1 Stability at 0°C (MT 39.3)**

After storage at $0 \pm 2^\circ\text{C}$ for 7 days, the volume of solid and/or liquid which separates shall not be more than ml.

7.12.5.2 Stability at elevated temperature (MT 46.3)

After storage at $54 \pm 2^\circ\text{C}$ for 14 days (Note 10), the determined average active ingredient content must not be lower than% relative to the determined average content found before storage (Note 11) and the formulation shall continue to comply with the clauses for:

- by-products of manufacture or storage (7.12.3.1),
- acidity, alkalinity or pH range (7.12.4.1),
- dispersion stability (7.12.4.2),

as required.

Note 1 Method(s) of analysis must be CIPAC, AOAC or equivalent. If the methods have not yet been published then full details, with appropriate method validation data, must be submitted to FAO by the proposer.

Note 2 If the buyer requires both g/kg and g/l at 20°C , then in case of dispute the analytical results shall be calculated as g/kg.

Note 3 This clause should include only relevant impurities and the title should be changed to reflect the name of the relevant impurity. Method(s) of analysis must be peer validated.

Note 4 The method to be used shall be stated. If several methods are available, a referee method shall be selected.

Note 5 This test will normally be carried out after storage at elevated temperatures (7.12.5.2).

Note 6 Unless another temperature is specified.

Note 7 The formulation should be tested at the highest and lowest rates of use recommended by the supplier.

Note 8 This test detects oversize particles (e.g. caused by crystal growth) or flocs (formed between the suspension particles and the emulsion oil phase), or extraneous material, which could cause blockage of spray nozzles or filters in the spray tank.

7.12 Dispersible concentrates (DC), continued

Dispersion concentrates are much more sensitive than suspensions to the dilution used and the amount of mixing/shear they experience on dilution. Therefore more information about the dilution rates and the dispersion methods must be provided.

- The dilution rate should be that recommended for the formulation use. If a range of dilution rates is recommended, the lowest and highest rates should both be subjected to the wet sieve test.
- The degree of mixing the dilution receives must be stipulated, e.g. apply a specific number of inversions. Ideally the sample should be dispersed and then allowed to stand for a period of time before sieving (i.e. giving time for crystal growth to occur).

Note 9 The mass of sample to be used in the test should correspond to the highest rate of use recommended by the supplier.. The test is to be conducted in CIPAC standard water D.

Note 10 Unless other temperatures and/or times are specified. Refer to Section 4.6.2 of this Manual for alternative storage conditions.

Note 11 Samples of the formulation taken before and after the storage stability test should be analyzed concurrently after the test in order to reduce the analytical error.

7.21 EMULSIONS, OIL IN WATER (EW)

Introduction

EW is the designation for a stable emulsion of active ingredient(s) in an aqueous phase, intended for dilution with water before use. The active ingredient is normally a liquid and forms the dispersed oil phase, but it is also possible to emulsify a solid or liquid active ingredient dissolved in a water immiscible solvent.

Emulsions, like suspension concentrates, are metastable systems. Therefore, after transportation and storage it may be necessary to re-homogenize the formulation, either by shaking small containers or by stirring the contents of large containers.

Emulsions may be non-Newtonian liquids, with complex rheology. Although the rheology can influence the dilution characteristics, these are checked indirectly by the emulsion stability test.

These guideline specifications apply to aqueous macro-emulsions only and not to other formulations such as suspo-emulsions (SE), inverse emulsions (EO) or micro-emulsions (ME).

Note for preparation of draft specifications. Do not omit clauses or insert additional clauses, nor insert limits that are more lax than those than given in the guidelines, without referring to section 4. From the “Notes” provided at the end of this guideline, incorporate only those which are applicable to the particular specification.

..... [ISO common name] EMULSION, OIL IN WATER

[CIPAC number]/EW (month & year of publication)

7.21.1 Description

The formulation shall consist of an emulsion of technical [ISO common name], complying with the requirements of FAO/WHO specification , in the form of (see Section 4.2), in an aqueous phase together with suitable formulants. After gentle agitation, the formulation shall be homogeneous (Note 1) and suitable for dilution in water.

7.21.2 Active ingredient

7.21.2.1 Identity tests (Note 2)

The active ingredient shall comply with an identity test and, where the identity remains in doubt, shall comply with at least one additional test.

7.21.2.2 [ISO common name] content (Note 2)

The [ISO common name] content shall be declared (g/kg or g/l at $20 \pm 2^\circ\text{C}$, Note 3) and, when determined, the average content measured shall not differ from that declared by more than the appropriate tolerance, given in the table of tolerances, Section 4.3.2.

7.21.3 Relevant impurities

7.21.3.1 By-products of manufacture or storage (Note 4), if required

Maximum:% of the [ISO common name] content found under 7.21.2.2.

7.21.4 Physical properties

7.21.4.1 Acidity and/or Alkalinity (MT 191) or pH range (MT 75.3) (Note 5), if required

Maximum acidity: g/kg calculated as H₂SO₄.

Maximum alkalinity: g/kg calculated as NaOH.

pH range: to

7.21.4.2 Pourability (MT 148.1)

Maximum "residue": %.

7.21.4.3 Emulsion stability and re-emulsification (‡ MT 36.3 ‡)

The formulation, when diluted at 30 ± 2°C (Notes 6 & 7) with CIPAC Standard Waters A and D, shall comply with the following:

Time after dilution	Limits of stability, ‡ , 36.3
0 h	Initial emulsification complete
0.5 h	"Cream", maximum: ml
2.0 h	"Cream", maximum: ml "Free oil", maximum: ml
24 h	Re-emulsification complete
24.5 h	"Cream", maximum: ml "Free oil", maximum: ml
Note: in applying ‡ MT 36.3, tests after 24 h are required only where results at 2 h are in doubt	
‡	

7.21.4.4 Persistent foam (MT 47.2) (Note 8)

Maximum: ml after 1 min.

7.21.5 Storage stability

7.21.5.1 Stability at 0°C (MT 39.3)

After storage at 0 ± 2°C for 7 days, no separation of particulate or oily matter shall be visible after gentle agitation.

7.21.5.2 Stability at elevated temperature (MT 46.3)

After storage 54 ± 2°C for 14 days (Note 9), the determined average active ingredient content must not be lower than% relative to the

determined average content found before storage (Note 10) and the formulation shall continue to comply with the clauses for:

- by-products of manufacture or storage (7.21.3.1),
 - acidity/alkalinity/pH range (7.21.4.1),
 - emulsion stability and re-emulsification (7.21.4.3),
- as required.

Note 1 All physical and chemical tests listed in this specification are to be performed with a laboratory sample taken after the recommended homogenization procedure.

Before sampling to verify the formulation quality, the commercial container must be inspected carefully. On standing, emulsions may develop a concentration gradient which could even result in the appearance of a clear liquid on the top (sedimentation of the emulsion) or on the bottom (creaming up of the emulsion). Therefore, before sampling, the formulation must be homogenized according to the instructions given by the manufacturer or, in the absence of such instructions, by gentle shaking of the commercial container (for example, by inverting the closed container several times). Large containers must be opened and stirred adequately.

Note 2 Method(s) of analysis must be CIPAC, AOAC or equivalent. If the methods have not yet been published then full details, with appropriate method validation data, must be submitted to FAO/WHO by the proposer.

Note 3 If the buyer requires both g/kg and g/l at 20°C, then in case of dispute the analytical results shall be calculated as g/kg.

Note 4 This clause should include only relevant impurities and the title should be changed to reflect the name of the relevant impurity. Method(s) of analysis must be peer validated.

Note 5 The method to be used shall be stated. If several methods are available, a referee method shall be selected.

Note 6 Unless another temperature is specified.

Note 7 As outlined in CIPAC MT 36.3, the test concentrations should be based on those in the recommended directions for use supplied with the product. Where several concentrations are recommended, the highest and lowest concentrations, coming within the scope of the method, should be used.

Note 8 The mass of sample to be used in the test should correspond to the highest rate of use recommended by the supplier.. The test is to be conducted in CIPAC standard water D.

Note 9 Unless other temperatures and/or times are specified. Refer to Section 4.6.2 of this Manual for alternative storage conditions.

Note 10 Samples of the formulation taken before and after the storage stability test should be analyzed concurrently after the test in order to reduce the analytical error.

7.22 EMULSIONS FOR SEED TREATMENT (ES)

Note for preparation of draft specifications. Do not omit clauses or insert additional clauses, nor insert limits that are more lax than those than given in the guidelines, without referring to section 4. From the “Notes” provided at the end of this guideline, incorporate only those which are applicable to the particular specification.

The guidelines for seed treatment formulations do not apply to formulations intended for film-coating or pelleting of seeds. They include special clauses, related to their use pattern, although some of the corresponding test methods are not yet developed. The influence of treatment on germination is of major importance but it is not the subject of a specification clause because no test method is applicable to all types of seeds. To avoid adverse effects, users should apply the formulation strictly according to the recommendations of the manufacturer and should not treat seeds for which effect on germination is not known. Treated seeds should be stored in a suitable container and should be protected from excessive temperature and moisture.

..... [ISO common name] EMULSION FOR SEED TREATMENT (Note 1)

[CIPAC number]/ES (month & year of publication)

7.22.1 Description

The material shall consist of a water-based emulsion containing technical [ISO common name], complying with the requirements of FAO/WHO specification , in the form of (see Section 4.2), together with any necessary formulants including colouring matter (Note 1). It shall be easy to homogenize (i.e. after gentle shaking of small commercial containers or stirring of the contents of large containers, the material shall be homogeneous), and suitable for dilution with water if necessary.

7.22.2 Active ingredient

7.22.2.1 Identity tests (Note 2)

The active ingredient shall comply with an identity test and, where the identity remains in doubt, shall comply with at least one additional test.

7.22.2.2 [ISO common name] content (Note 2)

The [ISO common name] content shall be declared (g/kg or g/l at $20 \pm 2^{\circ}\text{C}$, Note 3) and, when determined, the average content measured shall not differ from that declared by more than the appropriate tolerance, given in the table of tolerances, Section 4.3.2.

7.22.3 Relevant impurities

7.22.3.1 By-products of manufacture or storage (Note 4), if required

Maximum:% of the [ISO common name] content found under 7.22.2.2.

7.22.4 Physical properties

7.22.4.1 Acidity and/or Alkalinity (MT 191) or pH range (MT 75.3) (Note 5), if required

Maximum acidity: g/kg calculated as H₂SO₄.

Maximum alkalinity: g/kg calculated as NaOH.

pH range: to

7.22.4.2 Emulsion stability on dilution with water (MT 36.3)

‡ The formulation, when diluted at 30 ± 2°C with CIPAC Standard Waters A and D (Note 6), shall comply with the following:

Time after dilution	Limits of stability, MT 36.3
0 h	Initial emulsification complete
0.5 h	"Cream", maximum: ml
2.0 h	"Cream", maximum: ml
	"Free oil", maximum: ml
24 h	Re-emulsification complete
24.5 h	"Cream", maximum: ml
	"Free oil", maximum: ml
Note: in applying MT 36.3, tests after 24 h are required only where results at 2 h are in doubt	

7.22.4.3 Persistent foam (MT 47.2) (Note 7)

Maximum: ml after 1 min.

7.22.4.4 Adhesion to seeds (MT 194)

" The manufacturer shall declare for each group of seed for which the material is recommended, the minimum percentage of the [ISO common name] remaining on the seeds after the test.

7.22.5 Storage stability

7.22.5.1 Stability at 0°C (MT 39.3)

After storage at 0 ± 2°C for 7 days, no separation of particulate or oily matter shall be visible after gentle agitation.

7.22.5.2 **Stability at elevated temperature** (MT 46.3)

After storage at $54 \pm 2^{\circ}\text{C}$ for 14 days (Note 8), the determined average active ingredient content must not be lower than% relative to the determined average content found before storage (Note 9) and the formulation shall continue to comply with the clauses for:

- by-products of manufacture or storage (7.22.3.1),
- acidity/alkalinity/pH range (7.22.4.1),
- emulsion stability on dilution with water (7.22.4.2),
- adhesion to seeds (7.22.4.4).

as required.

Note 1 The influence of treatment on germination is of major importance but it is not the subject of a specification clause because no test method is applicable to all types of seeds. To avoid adverse effects, users should apply the formulation strictly according to the recommendations of the manufacturer and should not treat seeds for which effect on germination is not known. Treated seeds should be stored in a suitable container and should be protected from excessive temperature and moisture.

The formulation shall contain a dye that permanently colours the seed after treatment (red is recommended). In some countries, there may be a legal requirement that a specific colour shall be used. The same colour should not be used for denaturing seeds intended as livestock feeding stuffs.

Note 2 Method(s) of analysis must be CIPAC, AOAC or equivalent. If the methods have not yet been published then full details, with appropriate method validation data, must be submitted to FAO/WHO by the proposer.

Note 3 If the buyer requires both g/kg and g/l at 20°C , then in case of dispute, the analytical results shall be calculated as g/kg.

Note 4 This clause should include only relevant impurities and the title should be changed to reflect the name of the relevant impurity. Method(s) of analysis must be peer validated.

Note 5 The method to be used shall be stated. If several methods are available, a referee method shall be selected.

Note 6 As outlined in CIPAC MT 36.3, the test concentrations should be based on those in the recommended directions for use supplied with the product. Where several concentrations are recommended, the highest and lowest concentrations, coming within the scope of the method, should be used.

Note 7 The mass of sample to be used in the test should correspond to the highest rate of use recommended by the supplier. Using MT 47.2, the initial volume of water may be reduced, to enable preparation of high concentrations. The test is to be conducted in CIPAC standard water D.

Note 8 Unless other temperatures and/or times are specified. Refer to Section 4.6.2 of this Manual for alternative storage conditions.

Note 9 Samples of the formulation taken before and after the storage stability test should be analyzed concurrently after the test in order to reduce the analytical error.

7.23 MICRO-EMULSIONS (ME)

Introduction

A micro-emulsion is a mixture of water, water insoluble and water soluble components forming a visually homogeneous, transparent liquid. One or more active ingredients may be present in either the aqueous phase, the non-aqueous phase, or in both phases. A variety of micro-emulsion formulations may be prepared in which the aqueous phase can be considered the dispersed phase, the continuous phase or, alternatively, where the two phases are considered to be bicontinuous. In all cases micro-emulsions will disperse into water to form either conventional emulsions or dilute micro-emulsions.

One of the major benefits of micro-emulsions is that they, unlike other conventional dispersion formulations, are thermodynamically stable. In this respect they are somewhat similar to soluble concentrate (SL) formulations. However, micro-emulsions are often only stable within limited temperature ranges. For this reason particular attention should be given to the directions for formulation storage.

Given that they form emulsions or dilute micro-emulsions on dilution into water, micro-emulsions are treated in a similar fashion to emulsifiable concentrate (EC) formulations, with some additional modifications to take account potential use problems relating to storage and use at high and low temperatures.

Note for preparation of draft specifications. Do not omit clauses or insert additional clauses, nor insert limits that are more lax than those than given in the guidelines, without referring to section 4. From the “Notes” provided at the end of this guideline, incorporate only those which are applicable to the particular specification.

..... [ISO common name] MICRO-EMULSION
[CIPAC number]/ME (month & year of publication)

7.23.1 Description

The material shall consist of technical [ISO common name], complying with the requirements of FAO/WHO specification , in the form of (see Section 4.2), combined with water and other suitable formulants to give a stable, transparent liquid, free from visible suspended matter and sediment (Note 1).

7.23.2 Active ingredient

7.23.2.1 Identity tests (Note 2)

The active ingredient shall comply with an identity test and, where the identity remains in doubt, shall comply with at least one additional test.

7.23.2.2 [ISO common name] content (Note 2)

The [ISO common name] content shall be declared (g/kg or g/l at $20 \pm 2^\circ\text{C}$, Note 3) and, when determined, the average content measured shall not differ from that declared by more than the appropriate tolerance, given in the table of tolerances, Section 4.3.2.

7.23.3 Relevant impurities

7.23.3.1 By-products of manufacture or storage (Note 4), if required

Maximum:% of the [ISO common name] content found under 7.23.2.2.

7.23.4 Physical properties

7.23.4.1 Acidity and/or Alkalinity (MT 191) or pH range (MT 75.3) (Note 5), if required

Maximum acidity: g/kg calculated as H_2SO_4 .

Maximum alkalinity: g/kg calculated as NaOH.

pH range: to

7.23.4.2 Persistent foam (MT 47.2)

Maximum ml after 1 minute (Note 6).

7.23.4.3 Emulsion stability and re-emulsification (‡, MT 36.3 ‡) (Note 7)

The formulation, when diluted at $30 \pm 2^\circ\text{C}$ with CIPAC Standard Waters A and D (Note 8), shall comply with the following:

Time after dilution	Limits of stability, ‡, MT 36.3
0 h	Initial emulsification complete
0.5 h	"Cream", maximum: ml
2.0 h	"Cream", maximum: ml "Free oil", maximum: ml
24 h	Re-emulsification complete
24.5 h	"Cream", maximum: ml "Free oil", maximum: ml
Note: in applying ‡ MT 36.3, tests after 24 h are required only where results at 2 h are in doubt	
‡	

7.23.5 Storage stability

7.23.5.1 Stability at 0°C (MT 39.3)

After storage at $0 \pm 2^\circ\text{C}$ for 7 days, no separation of particulate or oily matter shall be visible after gentle agitation (Note 9).

7.23.5.2 **Stability at elevated temperature** (MT 46.3)

After storage at $54 \pm 2^\circ\text{C}$ for 14 days (Notes 9 and 10), the determined average active ingredient content must not be lower than % relative to the determined average content found before storage (Note 11) and the formulation shall continue to comply with the clauses for:

- by-products of manufacture or storage (7.23.3.1),
 - acidity/alkalinity/pH range (7.23.4.1),
 - emulsion stability and re-emulsification (7.23.4.3),
- as required.

-
- Note 1 Before sampling a commercial container to verify formulation quality, inspect it carefully to ensure that no phase separation has taken place. If the formulation has been subjected to a temperature extreme, the recovery to a transparent, visually homogeneous liquid may require some gentle agitation of the container before the sample is taken.
- Note 2 Method(s) of analysis must be CIPAC, AOAC or equivalent. If the methods have not yet been published then full details, with appropriate method validation data, must be submitted to FAO/WHO by the proposer.
- Note 3 In certain cases, micro-emulsion formulations may be quite viscous. In such a case, unless homogenization is carried out carefully, it is possible for the sample to become aerated. This can lead to errors in the determination of the active ingredient content in g/l. It is preferable, therefore, to determine the content in g/kg and, if necessary, to determine the mass per millilitre in g/ml, to calculate the active ingredient content in g/l.
- Note 4 This clause should include only relevant impurities and the title should be changed to reflect the name of the relevant impurity. Method(s) of analysis must be peer validated.
- Note 5 The method to be used shall be stated. If several methods are available, a referee method shall be selected. Treat ME as an emulsifiable concentrate.
- Note 6 The mass of sample to be used in the test should correspond to the highest rate of use recommended by the supplier. The test is to be conducted in CIPAC standard water D.
- Note 7 Unless another temperature is specified.
- Note 8 As outlined in CIPAC MT 36.3, the test concentrations should be based on those in the recommended directions for use supplied with the product. Where several concentrations are recommended, the highest and lowest concentrations, coming within the scope of the method, should be used.
- Note 9 In certain circumstances, phase separation may occur at high or low temperatures. The formulation shall be deemed to be acceptable if the recovery to a single phase is as rapid as the thermal equilibrium with ambient or use temperatures.
- Note 10 Unless other temperatures and/or times are specified. Refer to Section 4.6.2 of this Manual for alternative storage conditions.
- Note 11 Samples of the formulation taken before and after the storage stability test should be analyzed concurrently after the test in order to reduce the analytical error.

7.31 **AQUEOUS SUSPENSION CONCENTRATES (SC)**

Introduction

SC is the designation for a stable suspension of active ingredient(s) in an aqueous continuous phase, intended for dilution with water before use.

The parameters which best describe the performance characteristics are:

- pourability test (to ensure that the SC can be poured from its container);
- water dispersibility (spontaneity of dispersion), suspensibility, wet sieve and persistent foam tests (to ensure the sprayability of the diluted suspension).

Some other physical properties, especially particle size range and viscosity, however, are excluded from the specification for the following reasons:

- particle size range: There is no internationally accepted, simple method for determination of the particle size range of SCs. Moreover, particle size range is described and limited in the specification by a number of easily quantifiable parameters which are influenced by it. These parameters are the wet sieve analysis, suspensibility, pourability and water dispersibility.
- viscosity: Although viscosity is also an important property, it cannot readily be determined by simple means. Since most SCs show non-Newtonian flow characteristics, viscosity is only one part of a much more complex rheology. Pourability and water dispersibility parameters included in the specification adequately describe the flow (rheological) properties.

Note for preparation of draft specifications. Do not omit clauses or insert additional clauses, nor insert limits that are more lax than those than given in the guidelines, without referring to section 4. From the "Notes" provided at the end of this guideline, incorporate only those which are applicable to the particular specification.

..... [ISO common name] AQUEOUS SUSPENSION CONCENTRATE

[CIPAC number]/SC (month & year of publication)

7.31.1 Description

The material shall consist of a suspension of fine particles of technical [ISO common name], complying with the requirements of FAO/WHO specification, in the form of (see Section 4.2), in an aqueous phase together with suitable formulants. After gentle agitation the material shall be homogeneous (Note 1) and suitable for further dilution in water.

7.31.2 Active ingredient

7.31.2.1 Identity tests (Note 2)

The active ingredient shall comply with an identity test and, where the identity remains in doubt, shall comply with at least one additional test.

7.31.2.2 [ISO common name] content (Note 2)

The [ISO common name] content shall be declared (g/kg or g/l at $20 \pm 2^\circ\text{C}$, Note 3) and, when determined, the average content measured shall not differ from that declared by more than the appropriate tolerance, given in the table of tolerances, Section 4.3.2.

7.31.3 Relevant impurities

7.31.3.1 By-products of manufacture or storage (Note 4), if required

Maximum:% of the [ISO common name] content found under 7.31.2.2.

7.31.4 Physical properties

7.31.4.1 Acidity and/or Alkalinity (MT 191) (Note 5) or pH range (MT 75.3), if required

Maximum acidity: g/kg calculated as H_2SO_4 .

Maximum alkalinity: g/kg calculated as NaOH .

pH range: to

7.31.4.2 Pourability (MT 148.1)

Maximum "residue":%.

7.31.4.3 Spontaneity of dispersion (MT 160) (Note 6)

A minimum of% of the [ISO common name] content found under 7.31.2.2 shall be in suspension after 5 min in CIPAC Standard Water D at $30 \pm 2^\circ\text{C}$ (Note 7).

7.31.4.4 Suspensibility (MT 184) (Note 6)

A minimum of% of the [ISO common name] content found under 7.31.2.2 shall be in suspension after 30 min in CIPAC Standard Water D at $30 \pm 2^\circ\text{C}$ (Note 7).

7.31.4.5 Wet sieve test (MT 185) (Note 8)

Maximum:% of the formulation shall be retained on a μm test sieve.

7.31.4.6 Persistent foam (MT 47.2) (Note 9)

Maximum: ml after 1 min.

7.31.4.7 Particle size distribution (MT 187), if required

...% of particles shall be in the range ... to ... (Note 10)

‡

7.31.5 Storage stability

7.31.5.1 Stability at 0°C (MT 39.3)

After storage at $0 \pm 2^\circ\text{C}$ for 7 days, the formulation shall continue to comply with clauses for:

- suspensibility (7.31.4.5),
 - wet sieve test (7.31.4.6),
- as required.

7.31.5.2 Stability at elevated temperature (MT 46.3)

After storage at $54 \pm 2^\circ\text{C}$ for 14 days (Note 11), the determined average active ingredient content must not be lower than% relative to the determined average content found before storage (Note 12) and the formulation shall continue to comply with the clauses for:

- by-products of manufacture or storage (7.31.3.1),
 - acidity/alkalinity/pH range (7.31.4.1),
 - pourability (7.31.4.2),
 - spontaneity of dispersion (7.31.4.3),
 - suspensibility (7.31.4.4),
 - wet sieve test (7.31.4.5),
- as required.

Note 1 Before sampling to verify the formulation quality, inspect the commercial container carefully. On standing, suspension concentrates usually develop a concentration gradient from the top to the bottom of the container. This may even result in the appearance of a clear liquid on the top and/or of sediment on the bottom. Therefore, before sampling, homogenize the formulation according to the instructions given by the manufacturer or, in the absence of such instructions, by gentle shaking of the commercial container (for example by inverting the closed container several times). Large containers must be opened and stirred adequately. After this procedure, the container should not contain a sticky layer of non-dispersed matter at the bottom. A suitable and simple method of checking for a non-dispersed sticky layer "cake" is by probing with a glass rod or similar device adapted to the size and shape of the container. All the physical and chemical tests must be carried out on a laboratory sample taken after the recommended homogenization procedure.

Note 2 Method(s) of analysis must be CIPAC, AOAC or equivalent. If the methods have not yet been published then full details, with appropriate method validation data, must be submitted to FAO/WHO by the proposer.

Note 3 Unless homogenization is carried out carefully, it is possible for the sample to become aerated. This can lead to errors in the determination of the mass per millilitre and in calculation of the active ingredient content (in g/l) if methods other than MT 3.3 are used. If the buyer requires both g/kg and g/l at 20°C , then in case of dispute the analytical results shall be calculated as g/kg.

Note 4 This clause should include only relevant impurities and the title should be changed to reflect the name of the relevant impurity. Method(s) of analysis must be peer validated.

Grey shading = new/revised or deleted [‡] text or numbers in second revision (Nov 2010).

7.31 Aqueous suspension concentrates (SC), continued

- Note 5 The method to be used shall be stated. If several methods are available, a referee method shall be selected.
- Note 6 Chemical assay is the only fully reliable method to measure the mass of active ingredient still in suspension. However, simpler methods such as gravimetric and solvent extraction determination may be used on a routine basis provided that these methods have been shown to give equal results to those of the chemical assay method. In case of dispute, the chemical method shall be the referee method.
- Note 7 Unless other temperatures and/or times are specified.
- Note 8 This test detects coarse particles (e.g. caused by crystal growth) or agglomerates (crust formation) or extraneous materials which could cause blockage of spray nozzles or filters in the spray tank.
- Note 9 The mass of sample to be used in the test should correspond to the highest rate of use recommended by the supplier. The test is to be conducted in CIPAC standard water D.
- Note 10 Percentages may be specified in one or more ranges, as appropriate to the product.
- Note 11 Unless other temperatures and/or times are specified. Refer to Section 4.6.2 of this Manual for alternative storage conditions.
- Note 12 Samples of the formulation taken before and after the storage stability test should be analyzed concurrently after the test in order to reduce the analytical error.

7.32 **SUSPENSION CONCENTRATES FOR SEED TREATMENT (FS)** (Flowable concentrates for Seed treatment)

Note for preparation of draft specifications. Do not omit clauses or insert additional clauses, nor insert limits that are more lax than those than given in the guidelines, without referring to section 4. From the “Notes” provided at the end of this guideline, incorporate only those which are applicable to the particular specification.

The guidelines for seed treatment formulations do not apply to formulations intended for film-coating or pelleting of seeds. They include special clauses, related to their use pattern, although some of the corresponding test methods are not yet developed. The influence of treatment on germination is of major importance but it is not the subject of a specification clause because no test method is applicable to all types of seeds. To avoid adverse effects, users should apply the formulation strictly according to the recommendations of the manufacturer and should not treat seeds for which effect on germination is not known. Treated seeds should be stored in a suitable container and should be protected from excessive temperature and moisture.

..... [ISO common name] SUSPENSION CONCENTRATE FOR SEED TREATMENT (Note 1)

[CIPAC number]/FS (month & year of publication)

7.32.1 **Description**

The material shall consist of a suspension of fine particles of technical [ISO common name], complying with the requirements of FAO/WHO specification, in the form of (see Section 4.2), in an aqueous phase together with suitable formulants, including colouring matter (Note 1). After gentle stirring or shaking, the material shall be homogeneous (Note 2) and suitable for further dilution with water if necessary.

7.32.2 **Active ingredient**

7.32.2.1 **Identity tests** (Note 3)

The active ingredient shall comply with an identity test and, where the identity remains in doubt, shall comply with at least one additional test.

7.32.2.2 **[ISO common name] content** (Note 3)

The [ISO common name] content shall be declared (g/kg or g/l at $20 \pm 2^{\circ}\text{C}$, Note 4) and, when determined, the average content measured shall not differ from that declared by more than the appropriate tolerance, given in the table of tolerances, Section 4.3.2.

7.32.3 Relevant impurities

7.32.3.1 By-products of manufacture or storage (Note 5), if required

Maximum:% of the [ISO common name] content found under 7.32.2.2.

7.32.4 Physical properties

7.32.4.1 Acidity and/or Alkalinity (MT 191) or pH range (MT 75.3) (Note 6), if required

Maximum acidity: g/kg calculated as H_2SO_4 .

Maximum alkalinity: g/kg calculated as NaOH.

pH range: to

7.32.4.2 Pourability (MT 148.1)

Maximum "residue":%.

7.32.4.3 Wet sieve test (MT 185) (Note 7)

Maximum:% retained on a μm test sieve.

7.32.4.4 Persistent foam (MT 47.2) (Note 8)

Maximum: ml after 1 min.

7.32.4.5 Suspensibility (MT 184) (Note 9), if required.

A minimum of% of the [ISO common name] content found under 7.32.2.2 shall be in suspension after 30 min in CIPAC Standard Water D at $30 \pm 2^\circ\text{C}$ (Note 10).

7.32.4.6 Particle size distribution (MT 187), if required

...% of particles shall be in the range ... to ... (Note 11)

‡

7.32.4.7 Adhesion to seeds (MT 194)

The manufacturer shall declare for each group of seed for which the material is recommended, the minimum percentage of the [ISO common name] remaining on the seeds after the test.

7.32.5 Storage stability

7.32.5.1 Stability at 0°C (MT 39.3)

After storage at $0 \pm 2^\circ\text{C}$ for 7 days, the formulation shall continue to comply with the clause for: wet sieve test (7.32.4.3).

7.32.5.2 Stability at elevated temperature (MT 46.3)

After storage at $54 \pm 2^\circ\text{C}$ for 14 days (Note 12), the determined average active ingredient content must not be lower than% relative to the determined average content found before storage

(Note 13) and the formulation shall continue to comply with the clauses for:

- by-products of manufacture or storage (7.32.3.1),
- acidity, alkalinity or pH range (7.32.4.1),
- pourability (7.32.4.2),
- wet sieve test (7.32.4.3),
- suspensibility (7.32.4.5),
- adhesion to seeds (7.32.4.7)

as required.

Note 1 The influence of treatment on germination is of major importance but it is not the subject of a specification clause because no test method is applicable to all types of seeds. To avoid adverse effects, users should apply the formulation strictly according to the recommendations of the manufacturer and should not treat seeds for which effect on germination is not known. Treated seeds should be stored in a suitable container and should be protected from excessive temperature and moisture.

The formulation shall contain a dye or pigment that permanently colours the seed after treatment (red is recommended). In some countries, there may be a legal requirement that a specific colour shall be used. The same colour must not be used for denaturing seeds intended for use as livestock feeding stuffs.

Note 2 Before sampling to verify the formulation quality, inspect the commercial container carefully. On standing, suspension concentrates usually develop a concentration gradient from the top to the bottom of the container. This may even result in the appearance of a clear liquid on the top and/or sediment on the bottom. Therefore, before sampling, homogenize the formulation according to the instructions given by the manufacturer or, in the absence of such instructions, gently shake the commercial container (for example by inverting the closed container several times, large containers must be opened and stirred adequately). After this procedure, the container should not contain a sticky layer of non-dispersed matter at the bottom. A suitable and simple method of checking for a non-dispersed sticky layer ("cake") is by probing with a glass rod or similar device adapted to the size and shape of the container. All the physical and chemical tests must be carried out on a laboratory sample taken after the recommended homogenization procedure.

Note 3 Method(s) of analysis must be CIPAC, AOAC or equivalent. If the methods have not yet been published then full details, with appropriate method validation data, must be submitted to FAO/WHO by the proposer.

Note 4 Unless homogenization is carried out carefully, it is possible for the sample to become aerated. This can lead to errors in the determination of the mass per millilitre, and in calculation of the active ingredient content (in g/l) if methods other than MT 3.3 are used. If the buyer requires both g/kg and g/l at 20°C, then in case of dispute the analytical results shall be calculated as g/kg.

Note 5 This clause should include only relevant impurities and the title should be changed to reflect the name of the relevant impurity. Method(s) of analysis must be peer validated.

Note 6 The method to be used shall be stated. If several methods are available, a referee method shall be selected.

Note 7 This test should detect coarse particles (e.g. caused by crystal growth) or extraneous materials which could cause blockage of spray nozzles or filters of the application equipment.

Note 8 The mass of sample to be used in the test should correspond to the highest rate of use recommended by the supplier. The test is to be conducted in CIPAC standard water D.

Note 9 Chemical assay is the only fully reliable method to measure the mass of active ingredient still in suspension. However, simpler methods such as gravimetric and

7.32 Suspension concentrates for seed treatment (FS), continued

solvent extraction determination may be used on a routine basis provided that these methods have been shown to give equal results to those of the chemical assay method. In case of dispute, the chemical method shall be the referee method.

Note 10 Unless other temperatures and/or times are specified.

Note 11 Percentages may be specified in one or more ranges, as appropriate to the product.

Note 12 Unless other temperatures and/or times are specified. Refer to Section 4.6.2 of this Manual for alternative storage conditions.

Note 13 Samples of the formulation taken before and after the storage stability test should be analyzed concurrently after the test in order to reduce the analytical error.

7.33 AQUEOUS CAPSULE SUSPENSIONS (CS)

Introduction

CS is the designation for a stable suspension of micro-encapsulated active ingredient in an aqueous continuous phase, intended for dilution with water before use.

The parameters which best describe the performance characteristics are as follows.

- Active ingredient, determined and expressed as "total", "free" and "release rate" ("total" is required in all cases, "free" and "release rate" are dependent upon the intended application).
- Pourability test (to ensure that the CS can be poured from its container).
- Water dispersibility, suspensibility, re-suspensibility, wet sieve and persistent foam tests (to ensure the sprayability of the diluted suspension).
- Stability to freezing/thawing. Freezing of a micro-encapsulated formulation may result in capsule failure through crystallization or by other mechanisms, with the result that the properties of the formulation may be drastically changed, including release of the active ingredient into the aqueous medium.

Note for preparation of draft specifications. Do not omit clauses or insert additional clauses, nor insert limits that are more lax than those than given in the guidelines, without referring to section 4. From the "Notes" provided at the end of this guideline, incorporate only those which are applicable to the particular specification.

..... [ISO common name] AQUEOUS CAPSULE SUSPENSION

[CIPAC number]/CS (month & year of publication)

7.33.1 Description

The material shall consist of a suspension of micro-capsules containing technical [ISO common name], complying with the requirements of FAO/WHO specification, in the form of (see Section 4.2), in an aqueous phase, together with suitable formulants. After agitation, the material shall appear homogeneous (Note 1) and suitable for further dilution in water.

7.33.2 Active ingredient

7.33.2.1 Identity tests (Note 2)

The active ingredient shall comply with an identity test and, where the identity remains in doubt, shall comply with at least one additional test.

7.33.2.2 [ISO common name] content

7.33.2.2.1 Total content (Note 2)

The [ISO common name] content shall be declared (g/kg or g/l at $20 \pm 2^\circ\text{C}$, Note 3) and, when determined, the average content measured shall not differ from that declared by more than the appropriate tolerance, given in the table of tolerances, Section 4.3.2

7.33.2.2.2 Free (non-encapsulated) content (Notes 2 and 4) (methods under development), if required

The free [ISO common name] average content measured shall not exceed% of the determined total content.

7.33.2.2.3 Release rate (Note 4) (for slow- or controlled release formulations) (methods under development), if required

The release rate measured shall comply with the following criteria:
.....

7.33.3 Relevant impurities

7.33.3.1 By-products of manufacture or storage (Note 5), if required

Maximum:% of the [ISO common name] content found under 7.33.2.2.1.

7.33.4 Physical properties

7.33.4.1 Acidity and/or Alkalinity (MT 191) or **pH range** (MT 75.3) (Note 6), if required

Maximum acidity: g/kg calculated as H_2SO_4 .

Maximum alkalinity: g/kg calculated as NaOH.

pH range: to

7.33.4.2 Pourability (MT 148.1)

Maximum "residue":%.

7.33.4.3 Spontaneity of dispersion (MT 160) (Note 7)

A minimum of% of the [ISO common name] content found under 7.33.2.2.1 shall be in suspension after 5 min in CIPAC Standard Water D at $30 \pm 2^\circ\text{C}$ (Note 7).

7.33.4.4 Suspensibility (MT 184) (Note 7)

A minimum of% of the [ISO common name] content found under 7.33.2.2.1 shall be in suspension after 30 min in CIPAC Standard Water D at $30 \pm 2^\circ\text{C}$ (Note 8).

7.33.4.5 Wet sieve test (MT 185) (Note 9)

Maximum:% of the formulation shall be retained on a μm test sieve.

7.33.4.6 Persistent foam (MT 47.2) (Note 10)

Maximum: ml after 1 min.

7.33.4.7 Particle size distribution (MT 187), if required

...% of particles shall be in the range ... to ... (Note 11)

‡

7.33.5 Storage stability

7.33.5.1 Freeze/thaw stability (Note 12)

After undergoing freeze/thaw cycles and following homogenization, the formulation shall continue to comply with the clauses for:

- acidity/alkalinity/pH range (7.33.4.1),
- pourability (7.33.4.2),
- spontaneity of dispersion (7.33.4.3),
- suspensibility (7.33.4.4),
- wet sieve test (7.33.4.5),

as required.

An increase in the free [ISO common name] content shall be allowed, with the maximum concentration after the test corresponding to% of that found for total content under 7.33.2.2.1.

7.33.5.2 Stability at elevated temperature (MT 46.3)

After storage at $54 \pm 2^{\circ}\text{C}$ for 14 days (Note 13), the determined average active ingredient content must not be lower than% relative to the determined average content found before storage (Note 14) and the formulation shall continue to comply with the clauses for:

- by-products of manufacture or storage (7.33.3.1),
- acidity/alkalinity/pH range (7.33.4.1),
- pourability (7.33.4.2),
- spontaneity of dispersion (7.33.4.3),
- suspensibility (7.33.4.4),
- wet sieve test (7.33.4.5),

as required.

An increase in the free [ISO common name] content shall be allowed, with the maximum concentration after the test corresponding to% of that found for total content under 7.33.2.2.1.

Note 1 All physical and chemical tests listed in this specification are to be performed with a laboratory sample taken after the recommended homogenization procedure.

Before sampling to verify formulation quality, the commercial container must be inspected carefully. On standing, suspensions usually develop a concentration gradient from the top to the bottom of the container. This may even result in the appearance of a clear liquid on the top and/or of sediment on the bottom. Therefore before sampling, the formulation must be homogenized according to the instructions given by the manufacturer or, in the absence of such instructions, by gentle shaking of the commercial container (for example by inverting the closed container several times). Large containers must be opened and stirred adequately. After this procedure, the

7.33 Aqueous capsule suspensions (CS), continued

container should not contain a sticky layer of non-dispersed matter at the bottom. A suitable and simple method of checking for a non-dispersed sticky layer "cake" is by probing with a glass rod or similar device adapted to the size and shape of the container.

- Note 2 Method(s) of analysis must be CIPAC, AOAC or equivalent. If the methods have not yet been published then full details, with appropriate method validation data, must be submitted to FAO/WHO by the proposer.
- Note 3 Unless homogenization is carried out carefully, it is possible for the sample to become aerated. This can lead to errors in the determination of the mass per millilitre, and in calculation of the active ingredient content (in g/l), if methods other than MT 3.3 are used. If the buyer requires both g/kg and g/l at 20°C, then in case of dispute the analytical results shall be calculated as g/kg.
- Note 4 A clause for release rate is required only for slow- or controlled-release CS. A clause for free active ingredient is required only where the CS is intended to have slow- or controlled-release properties, or is intended to enhance operator safety. A test method for CS release rate may be product-specific.
- Note 5 This clause should include only relevant impurities and the title should be changed to reflect the name of the relevant impurity. Method(s) of analysis must be peer validated.
- Note 6 The method to be used shall be stated. If several methods are available, a referee method shall be selected.
- Note 7 Chemical assay is the only fully reliable method to measure the mass of active ingredient still in suspension. However, simpler methods such as gravimetric and solvent-extraction determination may be used on a routine basis provided that these methods have been shown to give equal results to those of the chemical assay method. In case of dispute, the chemical method shall be the "Referee method".
- Note 8 Unless other temperature and/or times are specified.
- Note 9 This test detects coarse particles (e.g. oversize capsules, crystals) or agglomerates (of capsules or from crust formation), or extraneous materials which could cause blockage of spray nozzles or filters in the spray tank.
- Note 10 The mass of sample to be used in the test should correspond to the highest rate of use recommended by the supplier. The test is to be conducted in CIPAC standard water D.
- Note 11 Percentages may be specified in one or more ranges, as appropriate to the product.
- Note 12 After manufacture and during shipping it is often impossible for buyer or seller to guarantee that the formulation has not been exposed to freezing temperatures. As freezing of an aqueous capsule suspension may result in undesirable, irreversible changes, including (but not limited to) capsule failure caused by crystallization of the active ingredient, the ability of the formulation to successfully withstand repeated freezing and thawing is an important property. Unless otherwise agreed, the freeze/thaw stability test shall cycle the formulation between room temperature (e.g. 20 ± 2°C) and -10 ± 2°C on 18-hour-freeze/6-hour-melt cycles for a total of 4 cycles.
- Note 13 Unless other temperatures and/or times are specified. Refer to Section 4.6.2 of this Manual for alternative storage conditions.
- Note 14 Samples of the formulation taken before and after the storage stability test should be analyzed concurrently after the test in order to reduce the analytical error.

7.34 OIL-BASED SUSPENSION CONCENTRATES (OD) (Oil Dispersion)

Introduction

An oil-based suspension concentrate (OD) is a stable suspension of active ingredient(s) in an organic fluid, which may contain other dissolved active ingredient(s), intended for dilution with water before use.

OD formulations are metastable systems, like oil-in-water emulsions (EW) and suspension concentrates (SC). Therefore, after transportation and storage it may be necessary to re-homogenise the formulation, either by shaking or by stirring.

OD, like SC formulations, do not disperse as spontaneously as EC formulations upon dilution in water. Therefore the spray solution has to be stirred in order to obtain a homogeneous dispersion before application.

The parameters which best describe the performance characteristics are:

- pourability (to ensure that the OD can be poured from its container);
- dispersion stability, wet sieve and persistent foam tests (to ensure the sprayability and stability of the diluted suspension);
- storage at elevated temperature (to ensure the absence of crystal growth upon storage).

Information about other properties may also be given, e.g. mass per millilitre, acidity or alkalinity and stability at 0°C, but these parameters do not normally constitute essential parts of the specification.

Note for preparation of draft specifications. Do not omit clauses or insert additional clauses, nor insert limits that are more lax than those than given in the guidelines, without referring to section 4. From the “Notes” provided at the end of this guideline, incorporate only those which are applicable to the particular specification.

..... [ISO common name] OIL-BASED SUSPENSION CONCENTRATE

[CIPAC number]/OD (month & year of publication)

7.34.1 Description

The material shall consist of a stable suspension of fine particles of technical [ISO common name], complying with the requirements of FAO specification, in the form of (see Section 4.2), in a non-aqueous fluid together with suitable formulants. After shaking or stirring of the sample, the material shall be homogeneous (Note 1).

7.34.2 Active ingredient

7.34.2.1 Identity tests (Note 2)

The active ingredient shall comply with an identity test and, where the active remains in doubt, shall comply with at least one additional test.

Grey shading = new/revised or deleted [±] text or numbers in second revision (Nov 2010).

7.34.2.2 **[ISO common name] content** (Note 2)

The [ISO common name] content shall be declared (g/kg or g/l at $20 \pm 2^\circ\text{C}$, Note 3) and, when determined, the content measured shall not differ from that declared by more than the appropriate tolerance, given in the table of tolerances, Section 4.3.2.

7.34.3 **Relevant impurities**

7.34.3.1 **By-products of manufacture or storage** (Note 4), if required

Maximum:% of the [ISO common name] content found under 7.34.2.2.

7.34.4 **Physical properties**

7.34.4.1 **Acidity** and/or **Alkalinity** (MT 191) or **pH range** (MT 75.3) (Note 5), if required

Maximum acidity: g/kg calculated as H_2SO_4 .

Maximum alkalinity: g/kg calculated as NaOH.

pH range: to

7.34.4.2 **Pourability** (MT 148.1)

Maximum "residue": %.

7.34.4.3 **Dispersion stability** (MT 180)

The formulation, when diluted at $30 \pm 2^\circ\text{C}$ (Notes 6 & 7) with CIPAC Standard waters A and D, shall comply with the following:

Time after allowing the dispersion to stand	Limits of stability
0 h	Initial dispersion complete
0.5 h	"Cream", maximum: ml "Free oil", maximum: ml "Sediment", maximum: ml
24 h	Re-dispersion complete
24.5 h	"Cream", maximum: ml "Free oil", maximum: ml "Sediment", maximum: ml

7.34.4.4 **Wet sieve test** (MT 185) (Note 8)

Maximum: % of the formulation shall be retained on a μm test sieve.

7.34.4.5 **Persistent foam** (MT 47.2) (Note 9)

Maximum: ml after 1 min.

7.34.4.6 **Particle size distribution** (MT 187), if required

...% of particles shall be in the range ... to ... (Note 10)

‡

7.34.5 Storage stability

7.34.5.1 Stability at 0°C (MT 39.3)

After storage at $0 \pm 2^\circ\text{C}$ for 7 days, the formulation shall continue to comply with the clauses for:

- dispersion stability (7.34.4.3),
 - wet sieve test (7.34.4.4),
- as required.

7.34.5.2 Stability at elevated temperature (MT 46.3)

After storage at $54 \pm 2^\circ\text{C}$ for 14 days (Note 11), the determined average active ingredient content must not be lower than % relative to the determined average content found before storage (Note 12) and the formulation shall continue to comply with the clauses for:

- by-products of manufacture or storage (7.34.3.1),
 - acidity, alkalinity or pH range (7.34.4.1),
 - pourability (7.34.4.2),
 - dispersion stability (7.34.4.3),
 - wet sieve test (7.34.4.4),
- as required.

Note 1 Before sampling to verify the formulation quality, inspect the commercial container carefully. On standing, oil-based suspension concentrates (OD) usually develop a concentration gradient from the top to the bottom of the container. This may even result in the appearance of a clear liquid on the top and/or of sediment on the bottom. Therefore, before sampling, homogenise the formulation according to the instructions given by the manufacturer or, in the absence of such instructions, by gently shaking of the commercial container (for example by inverting the closed container several times). Large containers must be opened and stirred adequately. After this procedure, the container should not contain a sticky layer of non-dispersed matter at the bottom. A suitable and simple method of checking for a non-dispersed sticky layer ("cake") is by probing with a glass rod or similar device adapted to the size and shape of the container. All the physical and chemical tests must be carried out on a laboratory sample taken after the recommended homogenisation procedure.

Note 2 Method(s) of analysis must be CIPAC, AOAC or equivalent. If methods have not yet been published then full details, with appropriate method validation data, must be submitted to FAO by the proposer.

Note 3 Unless homogenisation is carried out carefully, it is possible for the sample to become aerated. This can lead to errors in the determination of the mass per millilitre, and in the calculation of the active ingredient content (in g/l), if methods other than OECD 109 are used. If the buyer requires both g/kg and g/l at $20 \pm 2^\circ\text{C}$, then in case of dispute the analytical results shall be calculated as g/kg.

Note 4 This clause should include only relevant impurities and the title should be changed to reflect the name of the relevant impurity. Method(s) of analysis must be peer validated.

Note 5 The method to be used shall be stated. If several methods are available, a referee method shall be selected.

Note 6 Unless another temperature is specified.

Note 7 The formulation should be tested at 2% dilution or, alternatively, at the highest and lowest rates of use recommended by the supplier.

7.34 Oil-based suspension concentrates (OD), continued

- Note 8 This test detects coarse particles (e.g. caused by crystal growth) or agglomerates (crust formation) or extraneous materials which could cause blockage of spray nozzles or filters in the spray tank.
- Note 9 The mass of sample to be used in the test should correspond to the highest rate of use recommended by the supplier. The test is to be conducted in CIPAC standard water D.
- Note 10 Percentages may be specified in one or more ranges, as appropriate to the product.
- Note 11 Unless other temperatures and/or times are specified. Refer to Section 4.6.2 of this Manual for alternative storage conditions.
- Note 12 Samples of the formulation taken before and after the storage stability test should be analysed concurrently after the test in order to reduce the analytical error.

7.41 AQUEOUS SUSPO-EMULSIONS (SE)

Introduction

An aqueous suspo-emulsion is a mixture of water-insoluble active ingredients dispersed in an aqueous solution, where one (or more) of the active ingredients is in suspension form and one (or more) of the active ingredients is in emulsion form. The formulation is intended for dilution into water prior to spray application. Mixtures of active ingredients are often used to provide a broader spectrum of pest control. Formulating the active ingredients together eliminates the need for tank mixing (which can lead to incompatibilities). Like other aqueous liquid formulations, suspo-emulsions are easy to handle and measure, dust free, non-flammable and offer good miscibility with water.

Suspo-emulsions are not stable indefinitely and therefore it is necessary to ensure that, after transportation and storage, the formulation remains suitable for use. Quantification of the following parameters, particularly after high and low temperature stability tests, serves this purpose.

- active ingredient identity tests and active ingredient content determination (related to biological efficacy);
- impurities;
- examination of appearance and pourability test (to ensure that the SE can be poured from its container);
- dispersion stability and \pm wet sieve \pm tests (to ensure the sprayability of the diluted suspo-emulsion).

Information about other properties may also be given, e.g. mass per millilitre and flash point (if relevant), but these parameters do not normally constitute essential parts of the specification.

Note for preparation of draft specifications. Do not omit clauses or insert additional clauses, nor insert limits that are more lax than those than given in the guidelines, without referring to section 4. From the "Notes" provided at the end of this guideline, incorporate only those which are applicable to the particular specification.

..... [ISO common name] AQUEOUS SUSPO-EMULSION

[CIPAC number]/SE (month & year of publication)

7.41.1 Description

The material shall consist of a suspension of fine particles of technical [ISO common name] complying with the requirements of the FAO/WHO specification, in the form of (see Section 4.2), combined with an emulsion of fine droplets of technical [ISO common name] complying with the requirements of the FAO/WHO specification, in the form of (see Section 4.2), in an aqueous phase together with suitable formulants. After gentle agitation the material shall appear homogeneous (Note 1) and be suitable for further dilution in water.

7.41.2. Active ingredients**7.41.2.1 Identity tests** (Note 2)

The active ingredients shall comply with identity tests and, where an identity remains in doubt, it shall comply with at least one additional test.

7.41.2.2 and [ISO common names] content (Note 2)

The and [ISO common names] content shall be declared (g/kg or g/l at $20 \pm 2^\circ\text{C}$, Note 3) and, when determined, the average contents measured shall not differ from those declared by more than the appropriate tolerances, given in the table of tolerances, Section 4.3.2.

7.41.3 Relevant impurities**7.41.3.1 By-products of manufacture or storage** (Note 4), if required

Maximum:% of the [ISO common name] content found under 7.41.2.2.

7.41.4 Physical properties**7.41.4.1 Acidity and/or Alkalinity** (MT 191) or **pH range** (MT 75.3) (Note 5), if required

Maximum acidity: g/kg calculated as H_2SO_4 .

Maximum alkalinity: g/kg calculated as NaOH.

pH range: to

7.41.4.2 Pourability (MT 148.1)

Maximum "residue":%.

7.41.4.3 Dispersion stability (MT 180) (Note 6)

The formulation, when diluted at $30 \pm 2^\circ\text{C}$ (Note 7) with CIPAC Standard Waters A and D, shall continue to comply with the following:

Time after allowing the dispersion to stand	Limits of stability
0 h	Initial dispersion complete
0.5 h	"cream", maximum: ml "free oil", maximum: ml sediment, maximum: ml
24 h	Re-dispersion complete
24.5 h	"cream", maximum: ml "free oil", maximum: ml sediment, maximum: ml

7.41.4.4 Wet sieve test (MT 185) (Note 8)

Maximum: g/kg of the formulation shall be retained on a μ m test sieve, at the dilutions specified.

7.41.4.5 Persistent foam (MT 47.2) (Note 9)

Maximumml after 1 min.

‡

7.41.5 Storage stability

7.41.5.1 Stability at 0°C (MT 39.3)

After storage at $0 \pm 2^\circ\text{C}$ for 7 days, the formulation shall continue to comply with the clauses for:

- acidity/alkalinity/pH range (7.41.4.1),
- dispersion stability (7.41.4.3),
- wet sieve test (7.41.4.4),

as required.

7.41.5.2 Stability at elevated temperature (MT 46.3)

After storage at $54 \pm 2^\circ\text{C}$ for 14 days (Note 10), the determined average active ingredient content must not be lower than% relative to the determined average content found before storage (Note 11) and the formulation shall continue to comply with the clauses for:

- by-products of manufacture or storage (7.41.3.1),
- acidity/alkalinity/pH range (7.41.4.1),
- pourability (7.41.4.2),
- dispersion stability (7.41.4.3),
- wet sieve test (7.41.4.4),

as required.

Note 1 Before sampling to verify formulation quality, inspect the commercial container carefully. On standing, suspo-emulsions usually develop a concentration gradient which may result in the appearance of a clear layer at either the top or the bottom of the container. A sediment layer may also form at the bottom of the container, which can be detected by probing with a glass rod. Before sampling, homogenize the formulation according to the instructions given by the manufacturer or, in the absence of such instructions, by gentle shaking of the commercial container (for example by inverting the closed container several times).

After this procedure the container should not contain a sticky layer of non-dispersed matter at the bottom (if the suspo-emulsion has flocculated it may not be possible to re-disperse this sticky layer). All the physical and chemical tests must be carried out on a laboratory sample taken after the recommended homogenization procedure.

Note 2 Method(s) of analysis must be CIPAC, AOAC or equivalent. If the methods have not yet been published then full details, with appropriate method validation data, must be submitted to FAO/WHO by the proposer.

Note 3 Unless homogenization is carried out carefully, it is possible for the sample to become aerated. This can lead to errors in the determination of the active ingredient content in g/l. It is preferable, therefore, to determine the content in g/kg and, if necessary, to determine the mass per millilitre, to calculate the active ingredient content in g/l.

7.41 Aqueous suspo-emulsions (SE), continued

Note 4 This clause should include only relevant impurities and the title should be changed to reflect the name of the relevant impurity. Method(s) of analysis must be peer validated.

Note 5 The method to be used shall be stated. If several methods are available, a referee method shall be selected.

Note 6 This test will normally be carried out after the stability at elevated temperatures test (7.41.5.2). The test should be carried out at the highest and lowest recommended rates of use.

Note 7 Unless another temperature is specified.

Note 8 This test detects oversize particles (e.g. caused by crystal growth) or flocs (formed between the suspension particles and the emulsion oil phase), or extraneous material, which could cause blockage of spray nozzles or filters in the spray tank.

Suspo-emulsions are much more sensitive than suspensions to the dilution rate used and the amount of mixing/shear they experience on dilution. Therefore more information about the dilution rates and the dispersion methods must be provided.

- e.g. - The dilution rate should be that recommended for the formulation use. If a range of dilution rates is recommended, the lowest and highest rates should both be subjected to the wet sieve test.
- The amount of mixing the dilution receives must be stipulated, e.g. a certain number of inversions. Ideally the sample should be dispersed and then allowed to stand for a period of time before sieving (e.g. giving time for any likely flocculation to occur).

Note 9 The mass of sample to be used in the test should correspond to the highest rate of use recommended by the supplier. The test is to be conducted in CIPAC standard water D.

± Note 10 Unless other temperatures and/or times are specified. Refer to Section 4.6.2 of this Manual for alternative storage conditions.

Note 11 Samples of the formulation taken before and after the storage stability test should be analyzed concurrently after the test in order to reduce the analytical error.

7.42 MIXED FORMULATIONS OF CS AND SC (ZC)

Introduction

ZC is a mixed formulation of CS and SC and is a stable aqueous suspension of microcapsules and solid fine particles, each of which contains one or more active ingredients. The formulation is intended for dilution into water prior to spray application. Formulating the active ingredients together eliminates the need for tank mixing, which can lead to incompatibility, and facilitates control of a wider range of pests with fewer applications. Like other aqueous liquid formulations, ZC formulations are easy to handle and measure, dust free, non-flammable and offer good miscibility with water.

One or more of the active ingredients is encapsulated for various purposes, such as to increase the residual biological activity, or to reduce the acute toxicity, or to obtain a physical or chemically stable water-based formulation. The purpose determines whether the “free” active ingredient and the “release rate” are relevant properties of a specific product.

Mixed formulations of CS and SC are not stable indefinitely and it is necessary to ensure that, after transportation and storage, the formulation remains suitable for use. Quantification of the following parameters, particularly after high and low temperature stability tests, serves this purpose.

- Active ingredient, determined and expressed as “total”, “free” and “release rate”, as required.
- Pourability.
- \pm Spontaneity of dispersion and wet sieve \pm tests (to ensure the sprayability of the diluted ZC).

Information about other properties may also be given, e.g. mass per millilitre and flash point (if relevant), but these parameters do not constitute essential parts of the specification.

Note for preparation of draft specifications. Do not omit clauses or insert additional clauses, nor insert limits that are more lax than those than given in the guidelines, without providing justification. From the “Notes” provided at the end of this guideline, incorporate only those which are applicable to the particular specification.

[ISO Common name] MIXED FORMULATION OF CS AND SC

[CIPAC numbers]/ZC (month & year of publication)

7.42.1 Description

The material shall consist of a suspension of fine particles of technical ...[ISO common name] complying with the requirements of the FAO/WHO specification [.../TC (date)], in the form of [derivative, if appropriate], combined with a suspension of microcapsules of technical ...[ISO common name] complying with the requirements of FAO/WHO specification [.../TC (date)], in the form of [derivative, if appropriate], in

Grey shading = new/revised or deleted [\pm] text or numbers in second revision (Nov 2010).

an aqueous phase together with suitable formulants. After gentle agitation the material shall appear homogeneous (Note 1) and be suitable for dilution in water.

7.42.2 Active ingredients

7.42.2.1 Identity tests (Note 2)

Each active ingredient shall comply with an identity test and, where the identity remains in doubt, it shall comply with at least one additional test.

7.42.2.2 [ISO common names] contents

7.42.2.2.1 Total [ISO common name] content (Notes 2 & 3)

The ...[ISO common name] content shall be declared (g/kg or g/l at $20 \pm 2^\circ\text{C}$, Note 4) and, when determined, the average contents measured shall not differ from those declared by more than the appropriate tolerances, given in the table of tolerances, Section 4.3.2.

7.42.2.2.2 Free, non-encapsulated [ISO common names] content (Notes 2 & 3), if required

The free ...[ISO common name] average content measured shall not exceed% of the determined total content.

7.42.2.2.3 [ISO common name] release rate (Notes 2 & 3), if required

The ...[ISO common name] release rate measured shall comply with the following criteria:

7.42.3 Relevant impurities

7.42.3.1 By-products of manufacture or storage (Notes 3 & 5), if required

Maximum: ... % of the total [ISO common name] content measured.

7.42.4 Physical properties

7.42.4.1 Acidity and/or Alkalinity (MT 191) or pH range (MT 75.3), if required

Maximum acidity: ...g/kg calculated as H_2SO_4 .

Maximum alkalinity: ...g/kg calculated as NaOH .

pH range: ...to...

7.42.4.2 Particle size distribution (MT 187), if required

...% of particles shall be in the range ... to ... (Note 6)

7.42.4.3 Pourability (MT 148.1)

Maximum "residue":%

‡

7.42.4.4 Spontaneity of dispersion (MT 160) (Notes 7 & 8)

A minimum of ...% of the [ISO common name] total content measured shall be in suspension after 5 min in CIPAC Standard Water D at $30 \pm 2^{\circ}\text{C}$ (Note 9).

7.42.4.5 Suspensibility (MT 184) (Notes 7 & 8)

A minimum of ...% of the ..[ISO common name] total content measured shall be in suspension after 30 min in CIPAC Standard Water D at $30 \pm 2^{\circ}\text{C}$ (Note 9).

7.42.4.6 Wet sieve test (MT 185) (Note 10)

Maximum: ... g/kg of the formulation shall be retained on a ... μm test sieve.

7.42.4.7 Persistent foam (MT 47.2) (Note 11)

Maximum: ... ml after 1 min.

7.42.5 Storage stability

7.42.5.1 Freeze/thaw stability (Note 12)

After undergoing ... freeze/thaw cycles and following homogenization, the formulation shall continue to comply with the clauses for:

- acidity/alkalinity/pH range (7.42.4.1),
- pourability (7.42.4.3),
- spontaneity of dispersion (7.42.4.4),
- suspensibility (7.42.4.5),
- wet sieve test (7.42.4.6),

as required.

An increase in free ...[ISO common name] content (7.42.2.2.2) shall be permitted, to a maximum of ..% of the total content determined under 7.42.2.2.1.

7.42.5.2 Stability at elevated temperature (MT 46.3)

After storage at $54 \pm 2^{\circ}\text{C}$ for 14 days (Note 13), the determined average total active ingredient content must not be lower than ...% relative to the determined average content found before storage (Note 14) and the formulation shall continue to comply with the clauses for:

- ...[ISO common name] release rate (7.42.2.2.3),
- by-products of manufacture or storage;
- acidity/alkalinity/pH range (7.42.4.1),
- pourability (7.42.4.3),
- spontaneity of dispersion (7.42.4.4),
- suspensibility (7.42.4.5),
- wet sieve test (7.42.4.6),

as required.

An increase in free ...[ISO common name] content (7.42.2.2.2) shall be permitted, to a maximum of ..% of the total content determined under 7.42.2.2.1.

Note 1 All physical and chemical tests listed in this specification are to be performed with a laboratory sample taken after the recommended homogenization procedure. Before sampling to verify formulation quality, inspect the commercial container carefully. On standing mixed formulation of CS and SC usually develop a concentration gradient from the top to the bottom of the container. This may result in the appearance of a clear liquid on the top and/or sediment on the bottom. Therefore before sampling, the formulation must be homogenized according to the instructions given by the manufacturer or, in the absence of such instructions, by gentle shaking of the commercial container (for example by inverting the closed container several times). After this procedure the container shall not contain a sticky layer of non-dispersed matter at the bottom (if the ZC has flocculated it may not be possible to re-disperse this sticky layer). A suitable and simple method of checking for a non-dispersed sticky layer “cake” is by probing with a glass rod or similar device adapted to the size and shape of the container.

Note 2 Method(s) of analysis must be CIPAC, AOAC or equivalent. If the methods have not yet been published then full details, with appropriate method validation data, must be submitted to FAO/WHO by the proposal.

Note 3 Separate tolerances for total content must be provided for each active ingredient, if their concentrations are not within a single range, as defined in Section 4.3.2. Separate clauses must be provided for each relevant impurity.

Clauses for free active ingredient content and release rate of the active ingredient are required only for the encapsulated active ingredient(s) and only if appropriate to the intended properties of the capsules. A clause to control release rate is usually required for capsules intended to possess slow- or controlled-release properties. A clause to control free active ingredient is usually required where encapsulation is intended to control the release or stability of the active ingredient, or to decrease the risk to users from accidental exposure to the active ingredient. If more than one active ingredient is encapsulated, limits must be provided for each. Methods for determination of free active ingredient and release rate may be product-specific.

Note 4 Unless homogenization is carried out carefully, it is possible for the sample to become aerated. This can lead to errors in the determination of the mass per ml, and in calculation of the active ingredient content (in g/l), if methods other than MT 3.3 are used. If the buyer requires both g/kg and g/l at 20°C, then in case of dispute the analytical results shall be calculated as g/kg.

Note 5 This clause should include only relevant impurities. Method(s) of analysis must be peer validated.

Note 6 Percentages may be specified in one or more ranges, as appropriate to the product.

Note 7 Chemical assay is the only fully reliable method to measure the mass of active ingredient still in suspension. However, where the same limit applies to all active ingredients in the formulation, simpler methods such as gravimetric and solvent-extraction determination may be used on a routine basis provided that these methods have been shown to give equal results to those of the chemical assay method. In case of dispute, the chemical method shall be the “Referee method”.

Note 8 Limits for spontaneity of dispersion and suspensibility must be provided for each active ingredient.

Note 9 Unless another temperature is specified.

Note 10 This test detects coarse particles (e.g. oversize capsules, crystals) or agglomerates (of capsules or from crust formation). or extraneous materials which could cause blockage of spray nozzles or filters in the spray tank.

Note 11 The mass of sample to be used in the test should correspond to the highest rate of use recommended by the supplier. The test is to be conducted in CIPAC standard water D.

Note 12 After manufacture and during shipping it is often impossible for buyer or seller to guarantee that the formulation has not been exposed to freezing temperatures. As

Grey shading = new/revised or deleted [±] text or numbers in second revision (Nov 2010).

7.42 Mixed formulations of CS and SC (ZC), continued

freezing of a ZC formulation may result in undesirable, irreversible changes, including (but not limited to) capsule failure caused by crystallization of the active ingredient, the ability of the formulation to successfully withstand repeated freezing and thawing is an important property. Unless otherwise agreed, the freeze/thaw stability test shall cycle the formulation between room temperature (e.g. $20 \pm 2^{\circ}\text{C}$) and $-10 \pm 2^{\circ}\text{C}$ on 18-hour-freeze/6-hour-melt cycles for a total of 4 cycles.

Note 13 Unless other temperatures and/or times are specified. Refer to Section 4.6.2 for alternative storage conditions.

Note 14 Samples of the formulation taken before and after the storage stability test should be analyzed concurrently after the test in order to reduce the analytical error.

7.43 MIXED FORMULATIONS OF CS AND EW (ZW)

Introduction

ZW is a mixed formulation of CS and EW and is a stable aqueous dispersion of microcapsules and emulsion droplets, each of which contains one or more active ingredients. The formulation is intended for dilution into water prior to spray application. Formulating the active ingredients together eliminates the need for tank mixing, which can lead to incompatibility, and facilitates control of a wider range of pests with fewer applications. Like other aqueous liquid formulations, ZW formulations are easy to handle and measure, dust free, non-flammable and offer good miscibility with water.

One or more of the active ingredients is encapsulated for various purposes, such as to increase the residual biological activity, or to reduce the acute toxicity, or to obtain a physical or chemically stable water-based formulation. The purpose determines whether the “free” active ingredient and the “release rate” are relevant properties of a specific product.

Mixed formulations of CS and EW are not stable indefinitely and it is necessary to ensure that, after transportation and storage, the formulation remains suitable for use. Quantification of the following parameters, particularly after high and low temperature stability tests, serves this purpose.

- Active ingredient, determined and expressed as “total”, “free” and “release rate”, as required.
- Pourability.
- Dispersion stability and wet sieve \pm tests (to ensure the sprayability of the diluted ZW).

Information about other properties may also be given, e.g. mass per millilitre and flash point (if relevant), but these parameters do not constitute essential parts of the specification.

Note for preparation of draft specifications. Do not omit clauses or insert additional clauses, nor insert limits that are more lax than those than given in the guidelines, without providing justification. From the “Notes” provided at the end of this guideline, incorporate only those which are applicable to the particular specification.

[ISO Common name] MIXED FORMULATION OF CS AND EW

[CIPAC numbers]/ZW (month & year of publication)

7.43.1 Description

The material shall consist of an emulsion of fine droplets of technical [ISO common name(s)] complying with the requirements of the FAO/WHO specification(s) [.../TC (date)], in the form of [derivative, if appropriate], combined with a suspension of a microcapsules of technical [ISO common name] complying with the requirements of FAO/WHO specification(s) [.../TC (date)], in the form of [derivative, if

Grey shading = new/revised or deleted [\pm] text or numbers in second revision (Nov 2010).

appropriate], in an aqueous phase together with suitable formulants. After gentle agitation the material shall appear homogeneous (Note 1) and be suitable for dilution in water.

7.43.2 Active ingredients

7.43.2.1 Identity tests (Note 2)

Each active ingredient shall comply with an identity test and, where the identity remains in doubt, it shall comply with at least one additional test.

7.43.2.2 [ISO common names] content

7.43.2.2.1 Total content (Notes 2 & 3)

The ...[ISO common name] content shall be declared (g/kg or g/l at $20 \pm 2^\circ\text{C}$, Note 4) and, when determined, the average contents measured shall not differ from those declared by more than the appropriate tolerances, given in the table of tolerances, Section 4.3.2.

7.43.2.2.2 Free, non-encapsulated content (Notes 2 & 3), if required

The free [ISO common name] average content measured shall not exceed% of the determined total content.

7.43.2.3 Release rate (Notes 2 & 3), if required

The [ISO common name] release rate measured shall comply with the following criteria:

7.43.3 Relevant impurities

7.43.3.1 By-products of manufacture or storage (Notes 3 & 5), if required

Maximum: ... % of the total [ISO common name] content measured.

7.43.4 Physical properties

7.43.4.1 Acidity and/or Alkalinity (MT 191) or pH range (MT 75.3), if required

Maximum acidity: ...g/kg calculated as H_2SO_4 .

Maximum alkalinity: ...g/kg calculated as NaOH .

pH range: ...to...

7.43.4.2 Particle size distribution (MT 187), if required

...% of particles shall be in the range ... to ... (Note 6)

7.43.4.3 Pourability (MT 148.1)

Maximum "residue":%

‡

7.43.4.4 Dispersion stability (MT 180) (Note 7)

The formulation, when diluted at $30 \pm 2^{\circ}\text{C}$ (Note 8) with CIPAC standard waters A and D, shall continue to comply with the following:

Time after allowing the dispersion to stand	Limits of stability
0 h	initial dispersion complete
0.5 h	“cream”, maximum ... ml free oil, maximum ... ml sediment, maximum ... ml
24 h	re-dispersion complete
24.5 h	“cream”, maximum ... ml free oil, maximum ... ml sediment, maximum ... ml

7.43.4.5 Wet sieve test (MT 185) (Note 9)

Maximum:g/kg of the formulation shall be retained on a ... μm test sieve.

7.43.4.6 Persistent foam (MT 47.2) (Note 10)

Maximum ... ml after 1 min.

7.43.5 Storage stability

7.43.5.1 Freeze/thaw stability (Note 11)

After undergoing ... freeze/thaw cycles and following homogenization, the formulation shall continue to comply with the clauses for:

- acidity/alkalinity/pH range (7.43.4.1),
- pourability (7.43.4.3),
- dispersion stability (7.43.4.4),
- wet sieve test (7.43.4.5),

as required.

An increase in free ...[ISO common name] content (7.43.2.2.2) shall be permitted, to a maximum of ..% of the total content determined under 7.43.2.2.1.

7.43.5.2 Stability at elevated temperature (MT 46.3)

After storage at $54 \pm 2^{\circ}\text{C}$ for 14 days (Note 12), the determined average total content of each active ingredient must not be lower than ...%, relative to the determined average content found before storage (Note 13), and the formulation shall continue to comply with the clauses for:

- by-products of manufacture or storage (7.43.3.1),
- acidity/alkalinity/pH range (7.43.4.1),
- pourability (7.43.4.3),
- dispersion stability (7.43.4.4),
- wet sieve test (7.43.4.5),

as required.

An increase in free ...[ISO common name] content (7.43.2.2.2) shall be permitted, to a maximum of ..% of the total content determined under 7.43.2.2.1.

Note 1 All physical and chemical tests listed in this specification are to be performed with a laboratory sample taken after the recommended homogenization procedure. Before sampling to verify formulation quality, inspect the commercial container carefully. On standing ZW formulations usually develop a concentration gradient from the top to the bottom of the container. This may result in the appearance of a clear liquid on the top and/or sediment on the bottom. Therefore before sampling, the formulation must be homogenized according to the instructions given by the manufacturer or, in the absence of such instructions, by gentle shaking of the commercial container (for example, by inverting the closed container several times). After this procedure the container shall not contain a sticky layer of non-dispersed matter at the bottom (if the ZW has flocculated it may not be possible to re-disperse this sticky layer). A suitable and simple method of checking for a non-dispersed sticky layer "cake" is by probing with a glass rod or similar device adapted to the size and shape of the container.

Note 2 Method(s) of analysis must be CIPAC, AOAC or equivalent. If the methods have not yet been published then full details, with appropriate method validation data, must be submitted to FAO/WHO by the proposer.

Note 3 Separate tolerances for total content must be provided for each active ingredient, if their concentrations are not within a single range, as defined in Section 4.3.2. Separate clauses must be provided for each relevant impurity.

Clauses for free active ingredient content and release rate of the active ingredient are required only for the encapsulated active ingredient(s) and only if appropriate to the intended properties of the capsules. A clause to control release rate is usually required for capsules intended to possess slow- or controlled-release properties. A clause to control free active ingredient is usually required where encapsulation is intended to control the release or stability of the active ingredient, or to decrease the risk to users from accidental exposure to the active ingredient. If more than one active ingredient is encapsulated, limits must be provided for each. Methods for determination of free active ingredient and release rate may be product-specific.

Note 4 Unless homogenization is carried out carefully, it is possible for the sample to become aerated. This can lead to errors in the determination of the mass per millilitre, and in calculation of the active ingredient content (in g/l), if methods other than MT 3.3 are used. If the buyer requires both g/kg and g/l at 20°C, then in case of dispute the analytical results shall be calculated as g/kg.

Note 5 This clause should include only relevant impurities and should be omitted if there is none. Method(s) of analysis must be peer validated.

Note 6 Percentages may be specified in one or more ranges, as appropriate to the product.

Note 7 The test will normally be carried out after the test of stability at elevated temperature. The test should be carried out at 2% dilution or, alternatively, at the highest and lowest recommended rates of use.

Note 8 Unless another temperature is specified.

Note 9 This test detects coarse particles (e.g. oversize capsules, crystals) or agglomerates (of capsules or from crust formation) or extraneous materials that could cause blockage of spray nozzles or filters in the spray tank.

Note 10 The mass of sample to be used in the test should correspond to the highest rate of use recommended by the supplier. The test is to be conducted in CIPAC standard water D.

Note 11 After manufacture and during shipping it is often impossible for buyer or seller to guarantee that the formulation has not been exposed to freezing temperatures. As freezing of a ZW formulation may result in undesirable, irreversible changes, including

7.43 Mixed formulations of CS and EW (ZW), continued

(but not limited to) capsule failure caused by crystallization of the active ingredient, the ability of the formulation to successfully withstand repeated freezing and thawing is an important property. Unless otherwise agreed, the freeze/thaw stability test shall cycle the formulation between room temperature (e.g. $20 \pm 2^{\circ}\text{C}$) and $-10 \pm 2^{\circ}\text{C}$ on 18-hour-freeze/6-hour-melt cycles for a total of 4 cycles.

Note 12 Unless other temperatures and/or times are specified. Refer to Section 4.6.2 for alternative storage conditions.

Note 13 Samples of the formulation taken before and after the storage stability test should be analyzed concurrently after the test in order to reduce the analytical error.

7.44 MIXED FORMULATIONS OF CS AND SE (ZE)

Introduction

ZE is a mixed formulation of CS and SE and is a stable aqueous dispersion of microcapsules, solid fine particles and emulsion droplets, each of which contains one or more active ingredients. The formulation is intended for dilution into water prior to spray application. Formulating the active ingredients together eliminates the need for tank mixing, which can lead to incompatibility, and facilitates control of a wider range of pests with fewer applications. Like other aqueous liquid formulations, ZE formulations are easy to handle and measure, dust free, non-flammable and offer good miscibility with water.

One or more of the active ingredients is encapsulated for various purposes, such as to increase the residual biological activity, or to reduce the acute toxicity, or to obtain a physical or chemically stable water-based formulation. The purpose determines whether the “free” active ingredient and the “release rate” are relevant properties of a specific product.

Mixed formulations of CS and SE are not stable indefinitely and it is necessary to ensure that, after transportation and storage, the formulation remains suitable for use. Quantification of the following parameters, particularly after high and low temperature stability tests, serves this purpose.

- Active ingredient, determined and expressed as “total”, “free” and “release rate”, as required.
- Pourability.
- Dispersion stability and wet sieve \pm tests (to ensure the sprayability of the diluted ZE formulation).

Information about other properties may also be given, e.g. mass per millilitre and flash point (if relevant), but these parameters do not constitute essential parts of the specification.

Note for preparation of draft specifications. Do not omit clauses or insert additional clauses, nor insert limits that are more lax than those than given in the guidelines, without providing justification. From the “Notes” provided at the end of this guideline, incorporate only those which are applicable to the particular specification.

[ISO common names] MIXED FORMULATION OF CS AND SE

[CIPAC numbers]/ZE (month & year of publication)

7.44.1 Description

The material shall consist of an emulsion of fine droplets of technical [ISO common name(s)] complying with the requirements of the FAO/WHO specification(s) [.../TC (date)], in the form of [derivative, if appropriate]; and a suspension of fine particles of technical [ISO common name(s)] complying with the requirements of the FAO/WHO specification(s) [.../TC (date)], in the form of [derivative, if appropriate];

Grey shading = new/revised or deleted [\pm] text or numbers in second revision (Nov 2010).

combined with a suspension of microcapsules of technical [ISO common name(s)] complying with the requirements of FAO/WHO specification(s) [.../TC (date)], in the form of [derivative, if appropriate], in an aqueous phase, together with suitable formulants. After gentle agitation the material shall appear homogeneous (Note 1) and be suitable for dilution in water.

7.44.2 Active ingredients

7.44.2.1 Identity tests (Note 2)

Each active ingredient shall comply with an identity test and, where the identity remains in doubt, it shall comply with at least one additional test.

7.44.2.2 [ISO common names] contents

7.44.2.2.1 Total content (Notes 2 & 3)

The ...[ISO common name] content shall be declared (g/kg or g/l at $20 \pm 2^\circ\text{C}$, Note 4) and, when determined, the average contents measured shall not differ from those declared by more than the appropriate tolerances, given in the table of tolerances, Section 4.3.2.

7.44.2.2.2 Free, non-encapsulated content (Notes 2 & 3), if required

The free ...[ISO common name] average content measured shall not exceed% of the determined total content.

7.44.2.2.3 Release rate (Notes 2 & 3), if required

The ...[ISO common name] release rate measured shall comply with the following criteria:

7.44.3 Relevant impurities

7.44.3.1 By-products of manufacture or storage (Notes 3 & 5), if required

Maximum: ... % of the total [ISO common name] content measured.

7.44.4 Physical properties

7.44.4.1 Acidity and/or Alkalinity (MT 191) or pH range (MT 75.3), if required

Maximum acidity: ...g/kg calculated as H_2SO_4 .

Maximum alkalinity: ...g/kg calculated as NaOH .

pH range: ...to...

7.44.4.2 Particle size distribution (MT 187), if required

...% of particles shall be in the range ... to ... (Note 6)

7.44.4.3 Pourability (MT 148.1)

Maximum "residue":%

‡

7.44.4.4 Dispersion stability (MT 180) (Note 7)

The formulation, when diluted at $30 \pm 2^\circ\text{C}$ (Note 8) with CIPAC standard waters A and D, shall continue to comply with the following:

Time after allowing the dispersion to stand	Limits of stability
0 h	initial dispersion complete
0.5 h	“cream”, maximum ... ml free oil, maximum ... ml sediment, maximum ... ml
24 h	re-dispersion complete
24.5 h	“cream”, maximum ... ml free oil, maximum ... ml sediment, maximum ... ml

7.44.4.5 Wet sieve test (MT 185) (Note 9)

Maximum:g/kg of the formulation shall be retained on a ... μm test sieve.

7.44.4.6 Persistent foam (MT 47.2) (Note 10)

Maximum ... ml after 1 min.

7.44.5 Storage stability**7.44.5.1 Freeze/thaw stability (Note 11)**

After undergoing ... freeze/thaw cycles and following homogenization, the formulation shall continue to comply with the clauses for:

- acidity/alkalinity/pH range (7.44.4.1),
- pourability (7.44.4.3),
- dispersion stability (7.44.4.4),
- wet sieve test (7.44.4.5),

as required.

An increase in free ...[ISO common name] content (7.44.2.2.2) shall be permitted, to a maximum of ..% of the total content determined under 7.44.2.2.1.

7.44.5.2 Stability at elevated temperature (MT 46.3)

After storage at $54 \pm 2^{\circ}\text{C}$ for 14 days (Note 12), the determined average total content of each active ingredient must not be lower than ...%, relative to the determined average content found before storage (Note 13), and the formulation shall continue to comply with the clauses for:

- by-products of manufacture or storage (7.44.3.1),
- acidity/alkalinity/pH range (7.44.4.1),
- pourability (7.44.4.3),

‡

- dispersion stability (7.44.4.4),
- wet sieve test (7.44.4.5),

as required.

An increase in free ...[ISO common name] content (7.44.2.2.2) shall be permitted, to a maximum of ..% of the total content determined under 7.44.2.2.1.

Note 1 All physical and chemical tests listed in this specification are to be performed with a laboratory sample taken after the recommended homogenization procedure. Before sampling to verify formulation quality, inspect the commercial container carefully. On standing ZE formulations usually develop a concentration gradient from the top to the bottom of the container. This may result in the appearance of a clear liquid on the top and/or sediment on the bottom. Therefore before sampling, the formulation must be homogenized according to the instructions given by the manufacturer or, in the absence of such instructions, by gentle shaking of the commercial container (for example, by inverting the closed container several times). After this procedure the container shall not contain a sticky layer of non-dispersed matter at the bottom (if the ZE has flocculated it may not be possible to re-disperse this sticky layer). A suitable and simple method of checking for a non-dispersed sticky layer “cake” is by probing with a glass rod or similar device adapted to the size and shape of the container.

Note 2 Method(s) of analysis must be CIPAC, AOAC or equivalent. If the methods have not yet been published then full details, with appropriate method validation data, must be submitted to FAO/WHO by the proposer.

Note 3 Separate tolerances for total content must be provided for each active ingredient, if their concentrations are not within a single range, as defined in Section 4.3.2. Separate clauses must be provided for each relevant impurity.

Clauses for free active ingredient content and release rate of the active ingredient are required only for the encapsulated active ingredient(s) and only if appropriate to the intended properties of the capsules. A clause to control release rate is usually required for capsules intended to possess slow- or controlled-release properties. A clause to control free active ingredient is usually required where encapsulation is intended to control the release or stability of the active ingredient, or to decrease the risk to users from accidental exposure to the active ingredient. If more than one active ingredient is encapsulated, limits must be provided for each. Methods for determination of free active ingredient and release rate may be product-specific.

Note 4 Unless homogenization is carried out carefully, it is possible for the sample to become aerated. This can lead to errors in the determination of the mass per millilitre, and in calculation of the active ingredient content (in g/l), if methods other than MT 3.3 are used. If the buyer requires both g/kg and g/l at 20°C , then in case of dispute the analytical results shall be calculated as g/kg.

7.43 Mixed formulations of CS and SE (ZE), continued

- Note 5 This clause should include only relevant impurities and should be omitted if there is none. Method(s) of analysis must be peer validated.
- Note 6 Percentages may be specified in one or more ranges, as appropriate to the product.
- Note 7 The test will normally be carried out after the test of stability at elevated temperature. The test should be carried out at 2% dilution or, alternatively, at the highest and lowest recommended rates of use.
- Note 8 Unless another temperature is specified.
- Note 9 This test detects coarse particles (e.g. oversize capsules, crystals) or agglomerates (of capsules or from crust formation) or extraneous materials that could cause blockage of spray nozzles or filters in the spray tank.
- Note 10 The mass of sample to be used in the test should correspond to the maximum application concentration recommended by the supplier.
- Note 11 After manufacture and during shipping it is often impossible for buyer or seller to guarantee that the formulation has not been exposed to freezing temperatures. As freezing of a ZW formulation may result in undesirable, irreversible changes, including (but not limited to) capsule failure caused by crystallization of the active ingredient, the ability of the formulation to successfully withstand repeated freezing and thawing is an important property. Unless otherwise agreed, the freeze/thaw stability test shall cycle the formulation between room temperature (e.g. $20 \pm 2^{\circ}\text{C}$) and $-10 \pm 2^{\circ}\text{C}$ on 18-hour-freeze/6-hour-melt cycles for a total of 4 cycles.
- Note 12 Unless other temperatures and/or times are specified. Refer to Section 4.6.2 for alternative storage conditions.
- Note 13 Samples of the formulation taken before and after the storage stability test should be analyzed concurrently after the test in order to reduce the analytical error.

8. **SPECIFICATION GUIDELINES FOR PESTICIDES FORMULATED AND/OR PREPARED AS DEVICES**

SYSTEMS FOR THERMAL VAPORIZATION OF ACTIVE INGREDIENT

- 8.1 Mosquito coils (MC)
- 8.2 Vaporizing mats (MV)
- 8.3 Liquid vaporizers (LV)

SYSTEMS FOR SPRAYING SOLUTIONS AND OTHER LIQUIDS

- 8.11 Aerosol dispensers (AE)

BARRIER SYSTEMS

- 8.21 Long-lasting insecticidal nets or netting (LN)

8.1 MOSQUITO COILS (MC)

Note for preparation of draft specifications. Do not omit clauses or insert additional clauses, nor insert limits that are more lax than those than given in the guidelines, without referring to section 4. From the “Notes” provided at the end of this guideline, incorporate only those which are applicable to the particular specification.

..... [ISO common name] MOSQUITO COILS

[CIPAC number]/MC (month & year of publication)

The material, sampled from any part of the consignment in accordance with the procedure described in Note 1 or any other acceptable procedure, shall comply with the specification.

8.1.1 Description

The product shall consist of technical [ISO common name] complying with the requirements of the WHO specification(s), in the form of (see Section 4.2), together with organic fillers capable of smouldering well, a binder and additives such as synergists, dye and fungicide, formulated in the form of a coil. The coil must burn without producing any flame except at the beginning, and should be readily extinguishable after ignition of the coil.

8.1.2. Active ingredient

8.1.2.1 Identity tests (Note 2)

The active ingredient shall comply with an identity test and, where the identity remains in doubt, it shall comply with at least one additional test.

8.1.2.2 [ISO common name] content (Note 2)

The [ISO common name] content shall be declared (g/kg) and, when determined on a dry weight basis, the average content measured shall not differ from that declared by more than the appropriate tolerance, given in the table of tolerances, Section 4.3.2.

8.1.3 Relevant impurities

8.1.3.1 By-products of manufacture or storage (Note 3), if required

Maximum:% of the [ISO common name] content found under 8.1.2.2.

8.1.3.2 Water (CIPAC MT 30.2) (Note 4)

Maximum: ... g/kg.

8.1.4 Physical properties

8.1.4.1 Average weight of coils (Note 5)

The average weight of the coils shall be declared (in g) and when determined on 20 single coils, the average weight shall not differ from that declared by more than $\pm 10\%$.

8.1.4.2 Burning time (Note 6)

The average burning time determined from five single coils, which must burn continuously in a draught-free atmosphere, shall not be less than that declared.

8.1.4.3 Strength of coil (Note 7)

Every coil of 20 single coils shall be able to withstand a minimum load of 120 g without breaking.

8.1.4.4 Separation of 'twin' coils (Note 8)

The mosquito coil, if in 'twin' form, shall be properly made so as to facilitate easy separation. When 50 twin coils are separated, not more than 3 coils shall break.

8.1.5 Storage stability

8.1.5.1 Stability at elevated temperature (in original twin coil packaging)

After storage at $54 \pm 2^{\circ}\text{C}$ for 14 days (Note 9), the determined average active ingredient content must not be lower than% of the determined average content found before storage (clause 8.1.2.2) (Note 10) and the formulation shall continue to comply with the clauses for:

- by-products of manufacture or storage (8.1.3.1),
- burning time (8.1.4.2),
- strength of coil (8.1.4.3),
- separation of 'twin' coils (8.1.4.4).

Note 1 Sampling

General requirements

- a) Samples shall be stored in such a manner that there is no deterioration of the material.
- b) The sampling instrument shall be clean and dry.
- c) Samples shall be protected against contamination.

Sampling, testing and acceptance

- a) In any consignment, all the master cartons containing containers of the same type shall constitute a lot.
- b) Samples shall be drawn from each lot and individually tested to ascertain whether the material complies with the specified requirements.
- c) Any sample failing to comply with the specified requirements shall be termed as defective. The acceptance number shall be the maximum number of defective samples permissible for a lot to be accepted.

- d) The number of containers to be drawn from the lot and the acceptance number shall be as shown in the following Table.

Total number of containers in lot	Number of containers to be tested	Acceptance number
300 or less	3	0
301 to 1200	6	1
1201 to 2000	13	2
2001 to 7000	21	3
7001 to 15000	29	4
15001 to 24000	48	6
24001 to 41000	84	9
over 41000	126	13

- e) Each of the containers to be tested shall be drawn from a different master carton which shall be selected at random. In order to ensure randomness of selection, random number tables shall be used. If such tables are not available, the following procedure may be adopted.

Starting from any master carton, count the master cartons as 1, 2, 3..... r in a systematic manner. Every rth carton shall be drawn, r being the integral part of N/n, where N is the total number of master cartons in the lot and n the number of master cartons to be selected.

Preparation of test samples

- a) A sufficient quantity of samples is selected by taking at random a twin-form coil from each individual box of the reduced sample. From the total number of selected coils, sufficient coil samples are reserved for examination for compliance with the requirements of physical characteristics in 8.1.4.1, 8.1.4.2 and 8.1.4.4.
- b) The remainder of the coils are ground in a hammer-mill to pass a 1-mm mesh-screen and reserved for test for compliance with 8.1.2.2, 8.1.3.1 and 8.1.3.2. These groups of samples constitute the test samples. Each set of test samples shall be packed and labelled, taking into account the general requirements of Note 1.

Note 2 Method(s) of analysis must be CIPAC or AOAC. If the methods have not yet been published then full details, with appropriate method validation data, must be submitted to WHO by the proposer.

Note 3 This clause should include only relevant impurities and the title should be changed to reflect the name of the relevant impurity. Method(s) of analysis must be peer validated.

Note 4 Normally, the water content should not exceed 120g/kg.

Note 5 Typical average weight per coil is 12 g.

Note 6 A typical burning time should be 7.5 hours in order to ensure that the coil burns for a length of time approximately equivalent to the normal duration of sleep. However, in special circumstances to be stated on the label, the burning time may be increased or reduced accordingly.

Note 7 Method for determination of the breaking load/tensile strength of mosquito coil (an alternative, acceptable method may be used).

Apparatus

Plastic device (Figure 1, end of note).

Spring Scale (e.g. Attonic MP-2) with a range 0 to 200 ± 5 g, accurately calibrated (Figure 2, end of section).

Sampling

Select 20 boxes of mosquito coils randomly, pick one single coil from each box.

Discard single coils that are broken or cracked due to careless separation in the selection process. Subject all the 20 single coils of the breaking load test.

Procedure

A piece of mosquito coil is placed within the plastic device supported by opposite grooves so that on one side the groove only supports 2 cm of the coil from the tip. The coil and plastic device is then placed on the flat platform of the 500 g scale register. The

pointed end of the screw is lowered and adjusted to fit into the head/eye of the coil. The screw is then turned gently and gradually in a clockwise direction depressing the mosquito coil downwards until it breaks. The register on the scale is recorded at the breaking point. The minimum specification for the standard coil is 120 g. Repeat the above procedure for the remaining 19 single coils.

Note 8 Method for separation of twin mosquito coils.

Procedure

- Break the connecting points at the ends of the coils, then hold both heads/eyes of the double coils with thumbs and forefingers.
- Gently push the heads or eyes in the opposite direction and pull them apart to displace into single coils. Gentle twisting may be done if necessary.

Results

Satisfactory separation of twin coils is considered achieved if no breakage occurs.

Note 9 Unless other temperatures and/or times are specified. Refer to Section 4.6.2 of this Manual for alternative storage conditions.

Note 10 Samples of the formulation taken before and after the storage stability test should be analyzed concurrently after the test in order to reduce the analytical error.

Note 11 A typical unit container contains 5 double coils.

Note 12 Each unit container shall contain at least one mosquito coil stand/holder.

Note 13 The mosquito coil stand/holder must be made of suitable non-flammable materials which can hold the burning coil stably.

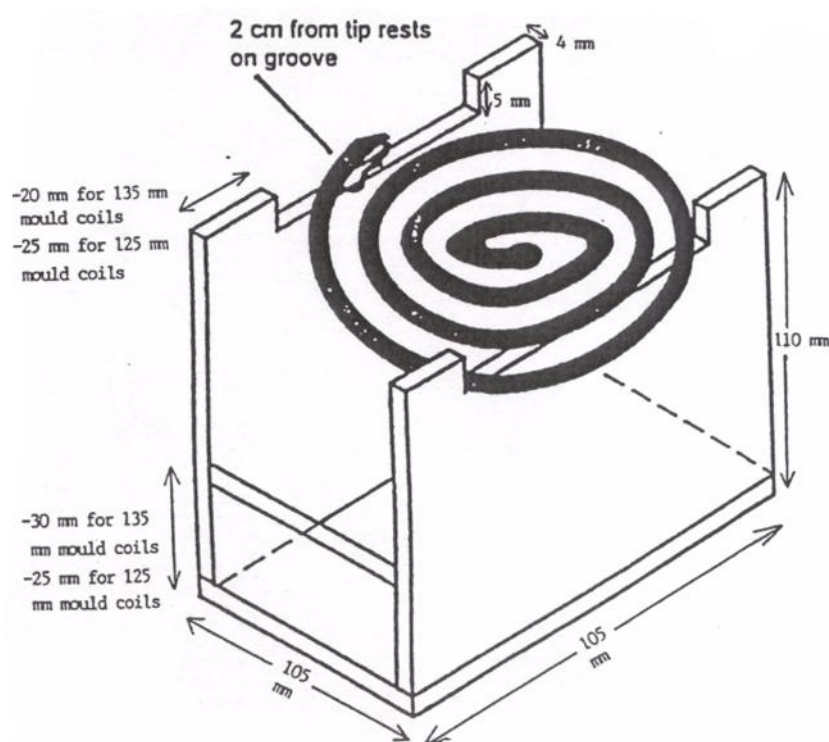
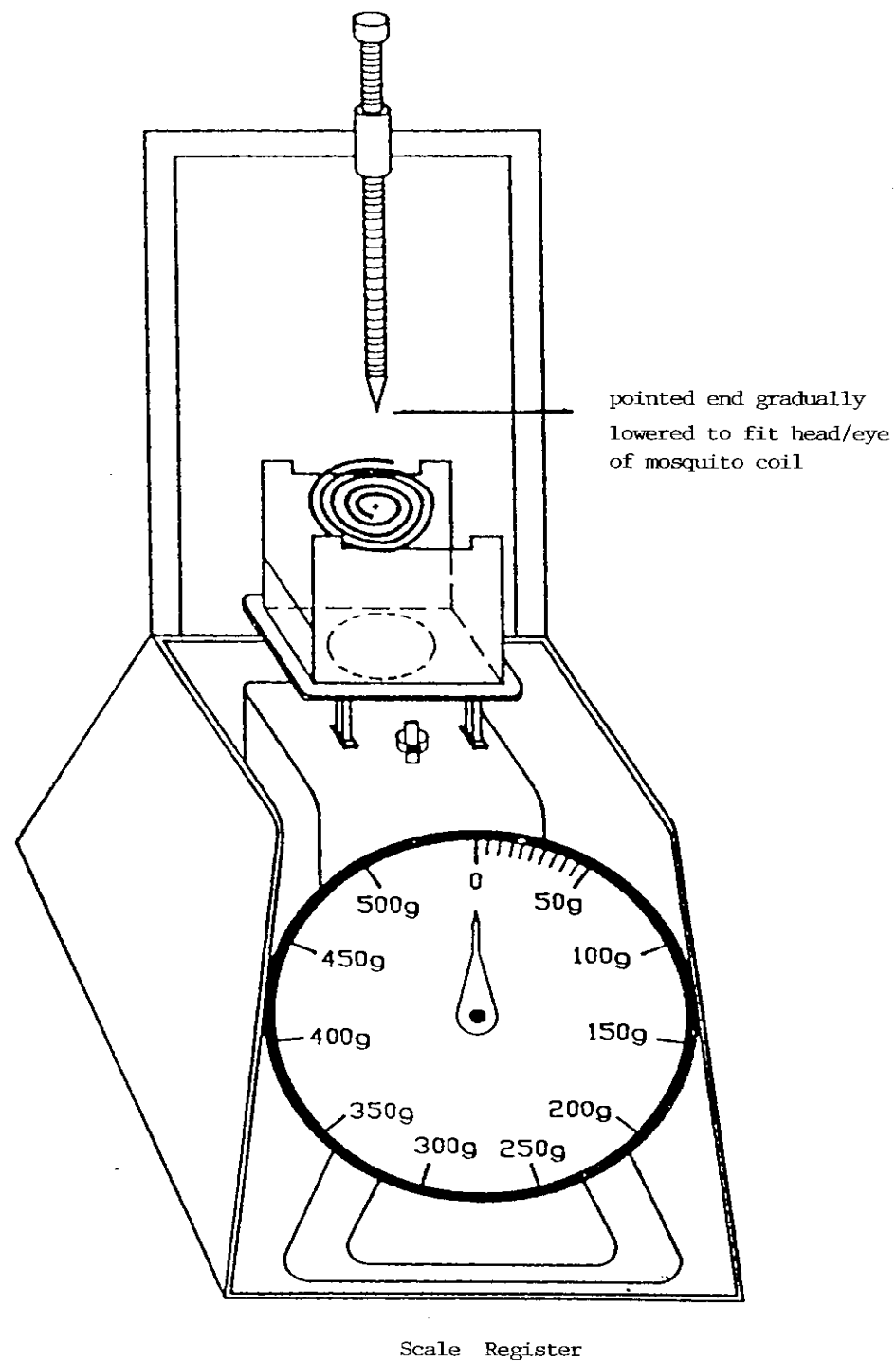


Figure 1. A single mosquito coil supported by plastic device in position

Figure 2 Method for determination of the breaking load/tensile strength of mosquito coil



8.2 VAPORIZING MATS (MV)

Note for preparation of draft specifications. Do not omit clauses or insert additional clauses, nor insert limits that are more lax than those than given in the guidelines, without referring to section 4. From the “Notes” provided at the end of this guideline, incorporate only those which are applicable to the particular specification.

..... [ISO common name] VAPORIZING MATS

[CIPAC number]/MV (month & year of publication)

The material, sampled from any part of the consignment in accordance with the procedure described in Note 1 or any other acceptable procedure, shall comply with the specification.

8.2.1 Description

The vaporising mat shall consist of a pulp-made mat, or a mat made of other suitable inert materials, impregnated with an insecticide. Stabilisers, synergists, slow-release agents, perfumes and colouring agents may be added. The mat is intended for use in a heating unit (Note 2) designed to produce slow volatilisation of the active ingredient. The [ISO common name] technical material used in the manufacture of the mat shall comply with the requirements of WHO specification

8.2.2 Active ingredient

8.2.2.1 Identity tests (Note 3)

The active ingredient shall comply with an identity test and, where the identity remains in doubt, it shall comply with at least one additional test.

8.2.2.2 [ISO common name] content (Note 3)

The [ISO common name] content shall be declared (mg/mat) and, when determined, the average content measured shall not differ from that declared by more than $\pm 15\%$.

8.2.3 Relevant impurities

8.2.3.1 By-products of manufacture or storage (Note 4), if required

Maximum:% of the [ISO common name] content found under 8.2.2.2.

8.2.4 Physical properties

8.2.4.1 Size of mat (Note 5)

The size of the mat should be compatible with the associated heater.

8.2.4.2 Evaporation rate

After heating the mat on the appropriate heating unit for 4 hours, a minimum of 20% of the active ingredient content found under 8.2.2.2 should remain.

8.2.5 Storage stability**8.2.5.1 Stability at elevated temperature**

After storage at $54 \pm 2^{\circ}\text{C}$ for 14 days (Note 6), the determined average active ingredient content must not be lower than% relative to the determined average content found before storage (Note 7) and the formulation shall continue to comply with the clause for:

- by-products of manufacture or storage (8.2.3.1).

Note 1 Sampling*General requirements*

- a) Samples shall be stored in such a manner that there is no deterioration of the material.
- b) The sampling instrument shall be clean and dry.
- c) Samples shall be protected against contamination.

Sampling, testing and acceptance

- a) In any consignment, all the master cartons containing mats of the same type shall constitute a lot.
- b) Samples shall be drawn from each lot and individually tested to ascertain whether the material complies with the specified requirements.
- c) Any sample failing to comply with the specified requirements shall be termed as defective. The acceptance number shall be the maximum number of defective samples permissible for a lot to be accepted.
- d) The number of mats to be drawn from the lot and the acceptance number shall be as shown in the following Table.

Total number of containers in lot	Number of mats to be tested	Acceptance number
300 or less	3	0
301 to 1200	6	1
1201 to 2000	13	2
2001 to 7000	21	3
7001 to 15000	29	4
15001 to 24000	48	6
24001 to 41000	84	9
over 41000	126	13

- e) Each of the mats to be tested shall be drawn from a different master carton which shall be selected at random. In order to ensure randomness of selection, random number tables shall be used. If such tables are not available, the following procedure may be adopted.

Starting from any master carton, count the master cartons as 1, 2, 3..... r in a systematic manner. Every rth carton shall be drawn, r being the integral part of N/n , where N is the total number of master cartons in the lot and n the number of master cartons to be selected.

Note 2 The heating unit must comply with all relevant national safety standards.

Note 3 Method(s) of analysis must be CIPAC or AOAC. If the methods have not yet been published then full details, with appropriate method validation data, must be submitted to WHO by the proposer.

8.2 Vaporizing mats (MV), continued

- Note 4 This clause should include only relevant impurities and the title should be changed to reflect the name of the relevant impurity. The method(s) of analysis must be peer validated.
- Note 5 This clause is to ensure easy insertion and removal of the mat. Typical size of the mat is 35 mm by 22 mm, 2.6 mm thick.
- Note 6 Unless other temperatures and/or times are specified. Refer to Section 4.6.2 of this Manual for alternative storage conditions.
- Note 7 Samples of the formulation taken before and after the storage stability test should be analyzed concurrently after the test in order to reduce the analytical error.

8.3 LIQUID VAPORIZERS (LV)

Note for preparation of draft specifications. Do not omit clauses or insert additional clauses, nor insert limits that are more lax than those than given in the guidelines, without referring to section 4. From the “Notes” provided at the end of this guideline, incorporate only those which are applicable to the particular specification.

..... [ISO common name] LIQUID VAPORIZERS

[CIPAC number]/LV (month & year of publication)

The material, sampled from any part of the consignment in accordance with the procedure described in Note 1 or any other acceptable procedure, shall comply with the specification.

8.3.1 Description

The product shall consist of a liquid insecticide formulation in a cartridge/bottle (Figure 1), designed to fit a suitable heater unit (Note 2), and the formulation shall be effective as it passes up the heated wick and evaporates at a suitable rate, over the period claimed by the manufacturer. The cartridge/bottle shall be designed to minimise the risk of accidental ingestion of the contents. The [ISO common name] technical material used in the manufacture of the liquid vaporizer shall comply with the requirements of WHO specification

8.3.2 Active ingredient

8.3.2.1 Identity tests (Note 3)

The active ingredient shall comply with an identity test and, where the identity remains in doubt, it shall comply with at least one additional test.

8.3.2.2 [ISO common name] content (Note 3)

The [ISO common name] content shall be declared (g/kg or g/l at $20 \pm 2^\circ\text{C}$) and, when determined, the average content measured shall not differ from that declared by more than the appropriate tolerance, given in the table of tolerances, Section 4.3.2.

8.3.3 Relevant impurities

8.3.3.1 By-products of manufacture or storage (Note 4), if required

Maximum:% of the [ISO common name] content found under 8.3.2.2.

8.3.4 Physical properties

8.3.4.1 Cartridge/bottle

The cartridge/bottle:

- a) shall be made of a suitable heat-resistant material;
- b) shall be of a suitable shape and size to fit the heater unit for which it was designed;
- c) shall hold the wick firmly, with a stopper preventing spillage should the cartridge/bottle be inverted with the covering cap.
- d) shall have a child-proof cap.

8.3.4.2 Wick

The wick:

- a) shall be made of a suitably porous heat-resistant material;
- b) shall draw up sufficient insecticide formulation, when heated at one end, for vaporisation to provide a suitable level of protection against mosquitoes;
- c) shall be of material and design such that it can vaporise the total content of the insecticide formulation in the bottle/cartridge to which it is attached.

8.3.4.3 Vaporization rate

The wick and cartridge/bottle shall be designed and constructed such that the insecticide formulation vaporizes from the heated end of the wick at a constant, or close to constant, rate to enable a constant rate of active ingredient emission throughout the minimum effective period (8.3.4.4). (note 5)

8.3.4.4 Minimum effective period (Note 5)

The minimum effective period shall be declared and the cartridge/bottle shall hold sufficient formulation to enable the product to function for not less than the minimum effective period declared.

8.3.5 Storage stability

8.3.5.1 Stability at elevated temperature

After storage at $54 \pm 2^{\circ}\text{C}$ for 14 days (Note 6), the determined average active ingredient content must not be lower than% relative to the determined average content found before storage (Note 7) and the formulation shall continue to comply with the clauses for:

- by-products of manufacture or storage (8.3.3.1),
- minimum effective period (8.3.4.4).

8.3 Liquid vaporizers (LV), continued

Note 1 Sampling

General requirements

- a) Samples shall be stored in such a manner that there is no deterioration of the material.
- b) The sampling instrument shall be clean and dry.
- c) Samples shall be protected against contamination.

Sampling, testing and acceptance

- a) In any consignment, all the master cartons containing liquid vaporizer refill bottles of the same type shall constitute a lot.
- b) Samples shall be drawn from each lot and individually tested to ascertain whether the material complies with the specified requirements.
- c) Any sample failing to comply with the specified requirements shall be termed as defective. The acceptance number shall be the maximum number of defective samples permissible for a lot to be accepted.
- d) The number of refill bottles to be drawn from the lot and the acceptance number shall be as shown in the following Table.

Total number of containers in lot	Number of containers to be tested	Acceptance number
300 or less	3	0
301 to 1200	6	1
1201 to 2000	13	2
2001 to 7000	21	3
7001 to 15000	29	4
15001 to 24000	48	6
24001 to 41000	84	9
over 41000	126	13

- e) Each of the refill bottles to be tested shall be drawn from a different master carton which shall be selected at random. In order to ensure randomness of selection, random number tables shall be used. If such tables are not available, the following procedure may be adopted.
Starting from any master carton, count the master cartons as 1, 2, 3..... r in a systematic manner. Every rth carton shall be drawn, r being the integral part of N/n , where N is the total number of master cartons in the lot and n the number of master cartons to be selected.

Note 2 The heating unit must comply with all relevant national safety standards.

Note 3 Method(s) of analysis must be CIPAC or AOAC. If the methods have not yet been published then full details, with appropriate method validation data, must be submitted to WHO by the proposer.

Note 4 This clause should include only relevant impurities and the title should be changed to reflect the name of the relevant impurity. The method(s) of analysis must be peer validated.

Note 5 Determination of the minimum effective period of a refill bottle of a liquid vaporizer. ‡
No suitable test methods are available..

Note 6 Unless other temperatures and/or times are specified. Refer to Section 4.6.2 of this Manual for alternative storage conditions.

Note 7 Samples of the formulation taken before and after the storage stability test should be analyzed concurrently after the test in order to reduce the analytical error.

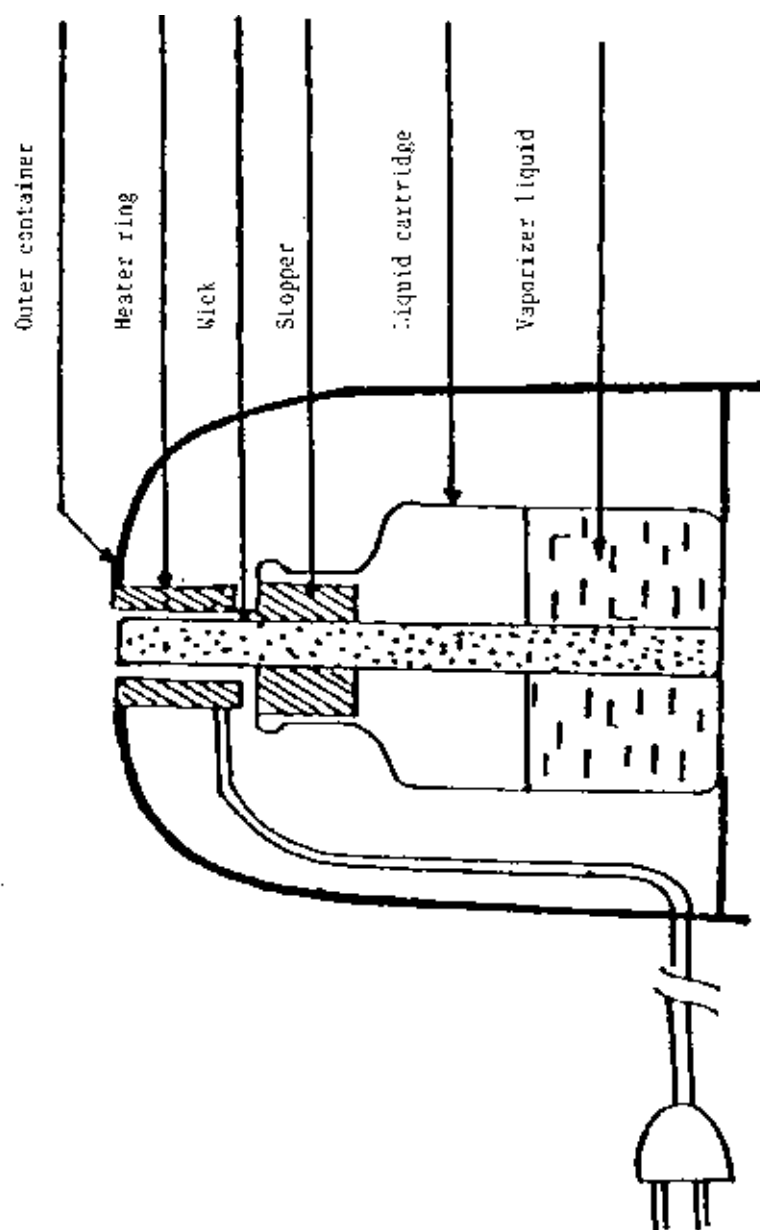


Figure 1. Diagram of the structure of mosquito electric liquid vaporizer
(refill bottle and its heating device)

8.11 AEROSOL DISPENSERS (AE)

Introduction

Not all characteristics which define the acceptability of aerosol dispensers are incorporated in the specification guideline given below.

The flammability and ignition distance of the spray produced by the dispenser and formulation are of potentially great importance to the user but they must be dealt with by appropriate labelling of the dispensers.

The spray droplet size distribution is relevant to operator risk and may influence efficacy. At present, the measurement is complex and interpretation of the results is not straightforward, and therefore no clause is included.

Aerosol dispensers are expected to withstand corrosion for a minimum of 2 years from the date of release by the manufacturer. Ideally, specifications would include a clause to define the corrosion resistance of the dispenser. At present, no practical method is available to predict whether or not the structural integrity of dispenser could be compromised within 2 years and therefore a clause cannot be included. Manufacturers, users of aerosols and/or other interested parties are invited to develop and propose simple methods based on standard conditions, so that this important omission can be rectified.

Note for preparation of draft specifications. Do not omit clauses or insert additional clauses, nor insert limits that are more lax than those than given in the guidelines, without referring to section 4. If two or more active ingredients are co-formulated, they should have separate specifications. From the "Notes" provided at the end of this guideline, incorporate only those which are applicable to the particular specification.

..... [ISO common name] AEROSOL DISPENSERS

[CIPAC number]/AE (month & year of publication)

The material, sampled from any part of the consignment in accordance with the procedure described in Note 1 or any other acceptable procedure, shall comply with the specification.

8.11.1 Description

The product shall consist of a liquid ~~±~~ formulation in a pressurised, non-refillable aerosol dispenser, containing propellant(s), synergist(s) and other formulants (see note 2, for restrictions on solvents and propellants), as required, intended for release of the active ingredient into the air in the form of an aerosol. The technical (ISO common name(s)), in the form(s) of (see Section 4.2), used in the manufacture of the formulation shall comply with the requirements of WHO specification(s)

8.11.2 Active ingredient and synergist

8.11.2.1 Active ingredient identity tests (Notes 3 and 4)

The active ingredient shall comply with an identity test and, where an identity remains in doubt, it shall comply with at least one additional test.

8.11.2.2 [Active ingredient ISO common name] content (Notes 3 and 4)

The [ISO common name] content shall be declared (g/kg) and, when determined, the average content measured shall not differ from that declared by more than the appropriate tolerances, given in the table of tolerances, Section 4.3.2.

8.11.2.3 [Synergist ISO common name] content (Notes 4, 5 and 6), if required

The [ISO common name] content shall be declared (g/kg) and, when determined, the average content measured shall not differ from those declared by more than the appropriate tolerances, given in the table of tolerances, Section 4.3.2.

8.11.3 Relevant impurities

8.11.3.1 By-products of manufacture or storage (Notes 4, 6 and 7), if required

Maximum:% of the [ISO common name] content found under 8.11.2.2.

8.11.4 Physical properties

8.11.4.1 Net content of formulation

The minimum net content shall be declared (kg) and, when determined, the average net content shall not be lower than that declared.

8.11.4.2 Internal pressure (Note 8 and Figure 1)

The maximum rated pressure of the dispenser shall be declared on the label and, when measured at $30 \pm 2^{\circ}\text{C}$, the internal pressure shall not exceed% of the maximum rated pressure.

8.11.4.3 Discharge rate (Note 9)

The discharge rate of the filled dispenser shall be within the range to g formulation/sec.

8.11.4.4 pH range (applicable to water-based formulations only) (Note 10)

pH range: to

8.11.4.5 Clogging of aerosol dispenser valves

No clogging shall occur when the aerosol dispenser valves are tested in accordance with the procedure as described in Note 11 or any other acceptable method.

8.11.5 Storage stability**8.11.5.1 Stability at elevated temperature**

After storage at $54 \pm 2^{\circ}\text{C}$ for 14 days (Note 12), the determined average active ingredient content must not be lower than% relative to the determined average content found before storage (Note 13) and the formulation shall continue to comply with the clause for:

- by-products of manufacture or storage (8.11.2.2),
- and
- the combined weight of the container and contents shall not be less than ...% of the original weight.

Note 1**Sampling****General requirements**

- a) Samples shall be stored in such a manner that there is no deterioration of the material.
- b) The sampling instrument shall be clean and dry.
- c) Samples shall be protected against contamination.

Sampling, testing and acceptance

- a) In any consignment, all the master cartons containing containers of the same type shall constitute a lot.
- b) Samples shall be drawn from each lot and individually tested to ascertain whether the material complies with the specified requirements.
- c) Any sample failing to comply with the specified requirements shall be termed as defective. The acceptance number shall be the maximum number of defective samples permissible for a lot to be accepted.
- d) The number of containers to be drawn from the lot and the acceptance number shall be as shown in the following Table.

Total number of containers in lot	Number of containers to be tested	Acceptance number
300 or less	3	0
301 to 1200	6	1
1201 to 2000	13	2
2001 to 7000	21	3
7001 to 15000	29	4
15001 to 24000	48	6
24001 to 41000	84	9
over 41000	126	13

- e) Each of the containers to be tested shall be drawn from a different master carton which shall be selected at random. In order to ensure randomness of selection, random number tables shall be used. If such tables are not available, the following procedure may be adopted.
Starting from any master carton, count the master cartons as 1, 2, 3..... r in a systematic manner. Every rth carton shall be drawn, r being the integral part of N/n , where N is the total number of master cartons in the lot and n the number of master cartons to be selected.

8.11 Aerosol dispensers (AE), continued

- Note 2** Solvents not permitted for use in aerosols:
benzene
2-butoxyethanol (ethylene glycol monobutyl ether)
2-butoxyethylacetate (ethylene glycol monobutyl ether acetate)
carbon tetrachloride
chlorobenzene
chloroform
1,2-dichloroethane (ethylene dichloride)
2-ethoxyethanol (ethylene glycol monoethyl ether)
2-ethoxyethylacetate (ethylene glycol monoethyl ether acetate)
n-hexane
2-hexanone (methyl n-butyl ketone)
2-methoxyethanol (ethylene glycol monomethyl ether)
2-methoxyethylacetate (ethylene glycol monomethyl ether acetate)
tetrachloroethylene
trichloroethylene.
Propellants. The Montreal Protocol and EU¹ directive on the withdrawal of chlorofluorocarbons (CFCs) from aerosols were noted. Hydrocarbon propellants are recommended for insecticide aerosols, provided international safety standards are met by the aerosol producer. Industry should be encouraged to develop alternative and safer propellants and delivery systems.
- Note 3** Method(s) of analysis must be CIPAC or AOAC. If the methods have not yet been published then full details, with appropriate method validation data, must be submitted to FAO/WHO by the proposer.
- Note 4** To remove the contents of the dispenser it should be weighed (to ± 0.01 g, at room temperature so that it is dry on the outside) and either immersed in dry ice (solid carbon dioxide) for a minimum of 1 hr or placed in deep freeze (-18°C or below) overnight. The container should then be removed to a fume hood and, using a suitable shield, the container should be punctured towards the top with a sharp implement, making a hole or holes that will be sufficiently large for the subsequent introduction and removal of extraction solvent. Allow the propellant to evaporate by allowing the contents to rise to room temperature without applying additional warming. Using a suitable solvent (appropriate to the active ingredient and synergist), thoroughly rinse the contents of the dispenser into a volumetric flask, make to volume with the solvent. If possible, use a solvent that will not remove paint or other external coatings. Using a suitable analytical method, determine the mass of active ingredient and synergist in the rinsate. Dry the rinsed dispenser and re-weigh it to determine the mass of formulation it contained. Use this value to express the content of active ingredient and synergist on a g/kg basis.
- Note 5** If the identity of the synergist is considered confidential, the JMPs will consider the requirements for this clause on a case-by-case basis.
- Note 6** The method(s) of analysis must be peer validated or CIPAC or AOAC.
- Note 7** This clause should include only relevant impurities and the title should be changed to reflect the name of the relevant impurity. The method(s) of analysis must be peer validated.
- Note 8** Determination of pressure in finished aerosol packs².
Introduction
The determination of the pressure existing in the finished aerosol packs is necessary to verify that the true pressure is compatible with the pressure limitations of the pack, and in accordance with the regulations in force.
True pressure is the relative pressure given by an accurate manometer, at a given temperature.
Objective
The determination of the true pressure in the finished aerosol pack:

¹ European Union.

² European Aerosol Federation, (49 Square Marie-Louise, 1000 Brussels, Belgium).

- a) in such a way that the measurement affects as little as possible the value of the real pressure;
- b) in such a way that the manometer will not be polluted by the product under pressure present in the pack.

Scope

The method is recommended for determination of the true pressure of all filled aerosol packs.

Apparatus

The following are required:

- a) a source of reference gas (nitrogen for instance) from which the pressure can be regulated by means of a control valve;
- b) a manometer of high accuracy, if possible cushioned by an oil-bath and adapted to fit the aerosol container on which the measurement will be effected (Figure 1).

The apparatus must be assembled in such a way that, in the state of rest, the manometer is connected to the reference gas (the pressure of this gas being slightly higher than the actual pressure in the pack) and, for taking the measurement, the manometer is connected to the interior of the pack to show the actual pressure.

Working operation

- a) Make sure that the aerosol dispenser is thoroughly equilibrated to $30 \pm 2^\circ\text{C}$.
- b) The measuring apparatus must be fitted with an appropriate adaptor for the valve employed.
- c) The pressure of the reference gas must be regulated to a value slightly higher than the anticipated pressure of the dispenser.
- d) Apply the measuring apparatus to the valve and press lightly in order to open the valve and the slide of the apparatus.
- e) Read the true pressure on the manometer, when the needle has stabilized.

Accuracy of measurement

The measurement of the true pressure will be the more accurate:

- a) with larger aerosol dispenser sizes;
- b) with only a small difference in pressure between the reference gas and the true pressure of the dispenser (if required, measurements can be made on additional dispensers after adjusting the reference gas pressure to a value very close to the true pressure);
- c) if the dead volume of the manometer is small (less than 2 ml).

Test report

The test report must indicate, in addition to the results and test conditions, any relevant working details not specified in the method, especially if they are suspected of having influenced the results.

Notes

5.1 It is necessary to recalibrate the manometer frequently, for example with the aid of a manometric balance.

5.2 A non-return valve can be inserted in the apparatus to avoid the aerosol product penetrating the manometer if the pressure of the reference gas is inadvertently much lower than the true pressure in the dispenser.

Note 9 Evaluation of discharge rate of filled aerosol dispensers¹

Scope

The method is applicable to the majority of aerosols marketed at present. It may be used, with discretion, for dispenser fitted with vapour-phase taps where there will be a continually changing composition as the contents are discharged. It is not suitable for use in the inverted position for dispensers with vapour phase taps, as there will be a erratic discharge dependent upon the liquid content of the dip tube. Where dispensers are intended to be used in an inverted position, it is vital that the test shall be done in that way. It is important that discharge tests follow the instructions for use given on the dispenser. The method is not intended for use with metering valves.

Principle

¹ European Aerosol Federation 49 Square Marie-Louise, 1000 Brussels, Belgium).

The discharge rate of an aerosol dispenser is determined by measuring the quantity of material expelled through the valve in the given time. The exact duration of discharge, normally 10 sec, and the temperature of the dispenser must be carefully controlled for good reproducibility. Normally the test is repeated three times to give three determinations but, in the case of products filled with vapour phase tap valves, it is preferable to reduce the discharge interval to 5 sec and the number of determinations to two. This is to minimise the variation in composition that will occur as the contents are sprayed off. There will be some loss of accuracy using the shorter duration of discharge.

Alternatively, the discharge rate may be determined at different stages in the emptying of the dispenser (e.g. 90%, 70%, 50%, 30% and 10% fill) which then allows the values to be plotted graphically. Where the composition changes with the emptying of the packs, this offers a particularly convenient way of showing the effect of this change. In the case of storage test samples, a single test is normally performed at each examination to conserve the contents.

Apparatus

A water bath at $25^{\circ}\text{C} \pm 0.5^{\circ}\text{C}$, a stop watch accurate to 0.2 second, a balance weighing to 0.1 g and a pressure gauge accurate to 2 psig (0.1 kg.cm^{-2}) are required.

Procedure

- The valve of the aerosol dispenser shall be handled according to label instructions and the valve shall be operated for five sec to remove material in the dip tube which may not be homogenous with the bulk of the filling.
- The aerosol dispenser shall be immersed in a water bath maintained at $25^{\circ}\text{C} \pm 0.5^{\circ}\text{C}$ for half an hour, or for sufficiently long for the contents to attain the temperature of the water bath.
- The aerosol dispenser shall be removed from the water bath, wiped completely dry, the valve operated for one second to remove any water in the valve, the internal pressures of the dispenser shall be measured and the dispenser shall be weighed to within 0.1g.
- The aerosol dispenser shall then be shaken for 3 sec by hand or other suitable means and the valve shall be operated fully open for 10 sec, timed by the stop watch. During the discharge, the dispenser shall be positioned as indicated in the instructions for use.
- The aerosol dispenser shall be wiped clean of any liquid and re-weighed to within 0.1 g.

Procedures (b) to (d) shall be repeated twice or more and the internal pressure of the dispensers shall be measured again.

Calculation

The difference in weights derived from procedure (e) and procedure (c) shall be divided by 10 (sec). Results should not differ by more than 0.1 g from the mean of the three results. If a greater difference is found at least two more readings should be taken.

Reporting

Report valve discharge rates as g.sec^{-1} at the measured mean pressure of the dispenser. The method, e.g. 3 x 10 sec, 2 x 5 sec or 1 x 5 sec (90%....50%....10%) spraying, etc., shall be quoted.

Notes

- Where discharge rates are to be determined at various stages of pack emptying it is advisable to allow the pack to reach equilibrium at 25°C in the water bath, shake and spray for 5 sec, re-shake vigorously and re-spray for another 5 sec and replace in water bath. This procedure may then be repeated until the correct pack content is reached. This rather tedious procedure avoids errors arising from the fall in temperature of the contents of the pack during prolonged spraying.
- Results may show variations from sample to sample that are greater than might be expected from normal manufacturing tolerances. This may be due variations in the valve orifice diameter.
- The discharge rate of freshly prepared aerosol dispensers will not normally be the same as for samples allowed to "mature", due to the effect of solvents on the gasket.

Note 10 The pH may be determined by any acceptable method.

8.11 Aerosol dispensers (AE), continued

Note 11 Testing of valves of filled aerosol dispensers for clogging

Apparatus

- a) Fume hood
- b) Protective clothing and mask.

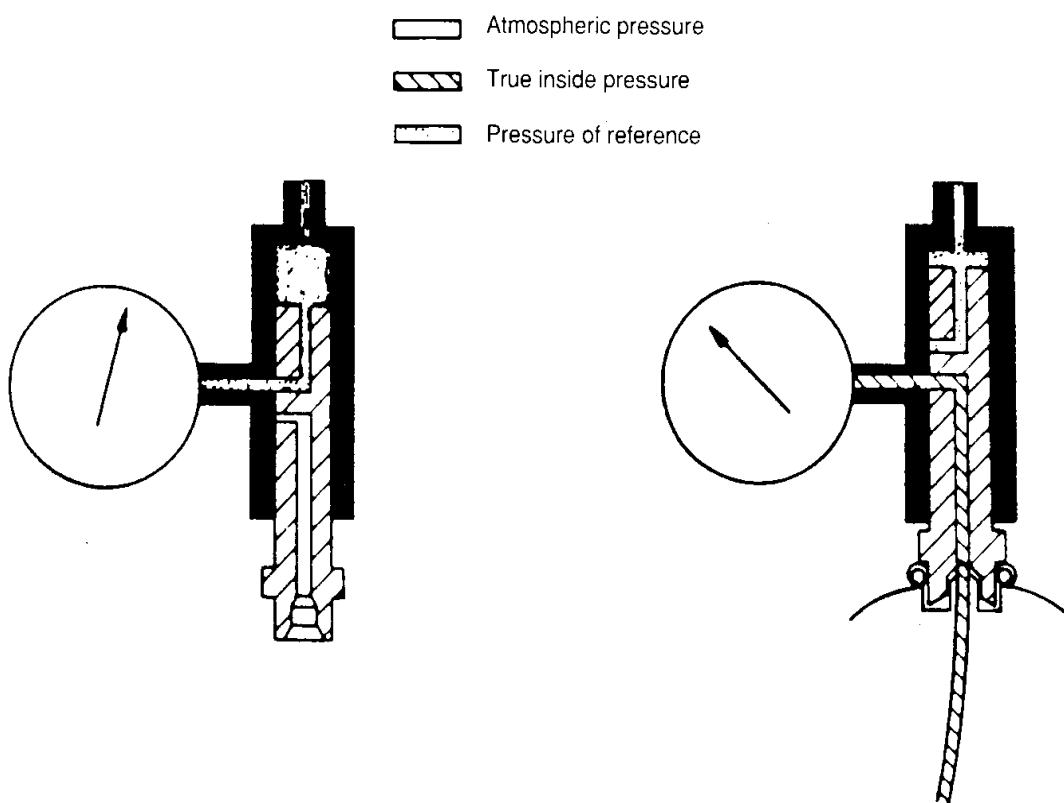
Procedure

Shake the aerosol dispensers thoroughly and, keeping them in an upright position, disperse the contents of each into the fume hood. Actuate the valve in a series of cycles (30 sec on, 30 sec off) until the dispenser is emptied. Examine the valves for clogging.

Note 12 Unless other temperatures and/or times are specified. Refer to Section 4.6.2 of this Manual for alternative storage conditions.

Note 13 Samples of the formulation taken before and after the storage stability test should be analyzed concurrently after the test in order to reduce the analytical error.

Figure 1. Manometric measurement of internal pressure.



8.21 LONG-LASTING INSECTICIDAL NETS OR NETTING (LN), draft guideline

INTRODUCTION

For the purposes of this draft guideline, “netting” refers to an open mesh fabric (whether in bulk or incorporated into a net), whereas “net” refers to a ready-to-use product (usually a bed net) made from netting. Most uses of LN are in public health but agricultural applications may also be developed.

In some cases, finished nets are composed of different netting materials (“combination nets”). In these situations, it is advisable to split the specifications into one specification for each netting material and one for the finished net. The specifications and footnotes are therefore modified accordingly to cover the clauses properly. For such a net, two netting specifications are then combined into a specification for a finished net. The advantage of this approach is that the complexity of the specifications and the number of specifications can be kept to a minimum. In the context of this introduction, netting and net are used as synonyma, but it should be kept in mind that this is not always the case.

Depending upon the technology used to produce treated netting, it may be impossible to achieve an apparent uniformity of active ingredient distribution. Fortunately, mosquitoes usually traverse significant areas of netting in their search for a feeding site and thus efficacy is not diminished by a certain degree of random variation in distribution. However, in the manufacture of netting, systematic variations in distribution must be avoided and the extent of random variation should be kept to the minimum practicable for two reasons. Firstly, the limits to variation which still provide acceptable efficacy are poorly known and, having both spatial and concentration components, such limits are likely to be complex. Secondly, sampling and sub-sampling (to produce test portions) procedures may have a major influence on variation in the test results. That is, if samples and test portions are too small, or if the sample mixing procedure is inadequate, results may be in poor agreement. On the other hand, if the samples or test portions are too large, the results may obscure the fact that the scale of variation in the netting is sufficient to have an adverse effect on efficacy. Sampling and sub-sampling procedures should therefore be optimized by manufacturers to provide meaningful results between these extremes.

Manufacturers should minimize the within-net heterogeneity of active ingredient distribution so that the relative standard deviation (RSD) for the active ingredient content measured in five individual net pieces taken according to the Figure 1 of the guideline does not exceed 20%. Systematic variations in active ingredient content across or along netting could seriously affect efficacy and compromise quality control and safety. However, without knowledge of the pattern, routine screening for systematic variation is uneconomic and the note on sampling, given in this guideline, does not address it. If systematic variation is suspected, special sampling procedures should be designed to test for its presence.

Acceptable performance of LN is defined by WHO as retention of biological activity through 20 standard washes but there is no simple physico-chemical measurement corresponding to this definition. Mosquitoes which land on the netting are exposed only to active ingredient on the surface but surface concentrations are conceptually and practically difficult to define and measure.

The surface concentration of active ingredient is an important characteristic of LN, which is not included in the guideline specification. The surface concentration must be sufficient for efficacy but not excessive, to avoid unacceptable exposure of users to the active ingredient, or unacceptable losses of active ingredient by washing/weathering. However, interpretation of measurements of surface concentration is problematic. Firstly, because the “surface” from which active ingredient is removed is highly dependent upon the extraction method and conditions. Secondly, because the distribution of at least a proportion of the active ingredient is in dynamic equilibrium within and on the LN. The distribution may be influenced by current conditions or the history of conditions in which the netting is/was stored, depending upon whether equilibrium is reached rapidly or slowly. Surface concentration may be used as a quality control criterion by manufacturers during the production of nets but it is too variable to be a useful thereafter.

Control of mosquitoes (measured as mortality or knock-down) appears to decline from good to poor within very narrow ranges of surface concentration, with the critical ranges for change evidently differing between, and possibly within, products. These differences may be due to variations in spatial presentation and/or distribution of active ingredient, and possibly other factors, but any particular value for surface concentration does not correspond to a specific level of biological response. Consequently, there is no point in trying to develop highly accurate and precise analytical test methods to measure/estimate surface concentrations after 20 washes, nor to use them to develop limits for WHO specifications. WHO specifications should provide limits and methods giving an indication of whether or not some retention/release actually occurs but they cannot be used to prove that a particular net will provide acceptable efficacy, before or after 20 standard washes.

CIPAC (2010) is currently developing a method to determine the retention or release index of active ingredient for LN. This method is based on the measurement of the wash resistance and is a standardisation of the WHO washing method published in the “WHO Guidelines for laboratory and field testing of long-lasting insecticidal mosquito nets”, document WHO/CDS/WHOPES/GCDPP/2005.11, World Health Organization, Geneva, 2005. Until this method is standardized, finalized and adopted by CIPAC, the specifications for LN will be published as interim specifications.

The clause for bursting strength provides indirect control of the mass of net/m².

Note for preparation of draft specifications. Do not omit clauses or insert additional clauses, nor insert limits that are more lax than those than given in the guidelines, without referring to Section 4. If two or more active ingredients are co-formulated, they should have separate specifications, except in some cases where special controls are required. For combination LN, specifications must be separated into one specification for each netting material and one for the finished net. From the “Notes” provided at the end of this guideline, incorporate only those which are applicable to the particular specification.

...[ISO common name] LONG-LASTING INSECTICIDAL NET OR NETTING

(Note 1)

[CIPAC number]/LN (month & year of publication)

8.21.1 Description (Note 1)

The product shall be formed from (or in the form of) netting, consisting of[denier ‡, mono-/multi-filament, polymer type] fibres, treated with/incorporating, technical/formulated[ISO common name] complying with the requirements of FAO/WHO specification[CIPAC number/technical or formulation code (date)], and[ISO common name] (synergist, if required) complying with the requirements of FAO/WHO specification[CIPAC number/technical or formulation code (date)], together with any necessary ‡other formulants (Note 2), and synergist, if required. The product shall appear clean and shall be free from visible extraneous matter (Note 3), visible damage (such as splitting or tearing) and visible manufacturing defects (such as poorly made seams or a weave that is either not uniform or too loose to remain uniform in use), and shall be suitable for use as/in an insecticidal net with long-lasting activity (Notes 4 & 5).

8.21.2 Active ingredient

8.21.2.1 Identity tests (Note 6)

The active ingredient (and synergist, if required) shall (each) comply with an identity test and, where the identity remains in doubt, shall comply with at least one additional test.

8.21.2.2 Content of active ingredient (Notes 6, 7 and 8)

The ...[ISO common name] content shall be declared (‡...g/kg ‡) and, when determined, the average content shall not differ from that declared by more than the appropriate value given in the table of tolerances, Section 4.3.2.

8.21.2.3 Isomer ratio (Notes 6 & 9), if required

The ratio of ... isomers shall be in the range ... to

8.21.2.4 Retention/release index of active ingredient (Notes 7 & 10)

The retention/release index of ...[ISO common name] from the netting, when determined, shall be within the range ... to

8.21.2.5 Content of synergist (Notes 6, 7, 8, 9 & 11), if required

The ...[common name and/or chemical name and CAS number of synergist] content shall be declared (‡ ...g/kg ‡) and, when determined, the average content shall not differ from that declared by more than the appropriate value given in the table of tolerances, Section 4.3.2.

8.21.2.6 Retention/release index of synergist (Notes 7 & 10)

The retention/release index of ...[ISO common name] from the netting, when determined, shall be within the range ... to

8.21.3 Relevant impurities

8.21.3.1 By-products of manufacture or storage (Notes 7, 9 & 11), if required

Maximum: ...% of the ...[ISO common name of active ingredient] content found under 8.21.2.2.

8.21.4 Physical properties

8.21.4.1 Netting mesh size (Note 7)

When counted by the method given in Note 12, the average number of complete holes/cm² shall be not less than ... and the lowest value shall be not less than

8.21.4.2 Dimensional stability of netting to washing (Notes 7 & 13)

Not more than 5% shrinkage/expansion in both dimensions.

8.21.4.3 Bursting strength (Notes 7 & 14)

The minimum bursting strength of the fabric shall be declared (not less than ±.... kPa) and, when determined, the average shall be not less than that declared.

If seams are present, their average bursting strength shall be not less than the average for the fabric.

8.21.5 Storage stability

8.21.5.1 Stability at elevated temperature (MT 46.3)

After storage at 54 ± 2°C for 2 weeks (Note 15), the determined total active ingredient content shall not be lower than, and the determined total synergist content shall not be lower than % (Note 9), relative to the determined average content found before storage (Note 16) and the product shall continue to comply with the clauses for:

- isomer ratio (8.21.2.3), if required,
- retention or release index (8.21.2.4 and 8.21.2.6) (Note 17),
- by-products of manufacture or storage (8.21.3.1) (Note 18),
- dimensional stability (8.21.4.2),
- bursting strength (8.21.4.3).

Note 1 The specification may apply to manufactured nets only, to bulk netting only or to both, as required. The title and description clause should be modified accordingly.

Note 2 If a particular UV-stabilizer or other adjuvant is essential, its identity and minimum concentration should be given in a Note, together with details of a validated analytical method. If appropriate, the maximum concentration may also be stated.

8.21 Long-lasting insecticidal nets or netting (LN), continued

- Note 3** Occasional short lengths of loose thread present in the netting are not considered to be extraneous matter.
- Note 4** Long-lasting insecticidal netting is expected to retain its insecticidal activity during its lifespan and through a number of washes (public health products) or in worst-case expected climatic conditions (agricultural products).
- Note 5** Flammability of the product is not part of the specification but it should be measured by the manufacturer, according to 16CFR Part 1610, and the result presented on the package. The linear density (denier) of the fibres cannot be measured in the manufactured net, but should be identified on the packaging.
- Note 6** Method(s) of analysis must be CIPAC, AOAC or equivalent. If the methods have not yet been published then full details, with appropriate method validation data, must be submitted to FAO/WHO by the proposer. ‡
- Note 7** Samples should be taken according to Figure 1 or on a convenient diagonal across the width of bulk material. Samples must be sufficiently large to conduct all tests required and representative of the net or netting. Except where seams are to be tested, do not test material within 10 cm of seams or selvages. Where a final product is made from more than one type of netting, each type of netting should be sampled and tested separately.
- Use sharp scissors, or equivalent, to minimize damage to the fibres and fabric and thus avoid any consequential bias in the results of certain tests. Roll up the strips or squares and place them in labelled, new, clean aluminium foil prior to analysis. Samples should be kept cool, avoiding heat sources (including sun heat) or freezing, and analyzed/tested with minimum delay. Representative portions (sub-samples) for testing should be taken as described in each test method.
- For the purposes of chemical analysis, the analytical method and the number and size of test portions analyzed should be designed to provide results with a relative standard deviation (RSD) ≤5%. Test portion and replication requirements for physical test methods are defined in the methods or Notes referenced.
- Note 8** For coated LN, if the netting is manufactured under different denier, the active ingredient (and synergist) content has to be specified for each type of denier. If the active ingredient content is also specified as mg/m² of netting, this should be calculated from values for active ingredient in g/kg and mass of net/m². Mass of net/m² should be determined according to ISO 3801 (1977). In cases of dispute, g/kg values shall be used.
- Note 9** This clause or sub-clause is required only if appropriate to the product specified. Isomer ratio is specified only where the active ingredient is defined as a particular isomer ratio. A synergist is specified only where required. ‡ An impurity is specified only where it is relevant, as defined in the glossary of terms (Appendix C) .
- Note 10** Currently (2010), CIPAC is developing a wash method for determination of the retention behaviour of long-lasting insecticidal mosquito nets. Prior to the publication in a Handbook, copies of the method may be obtained through the CIPAC website, <http://www.cipac.org>. This method is a standardisation of the WHO washing method published in the “WHO Guidelines for laboratory and field testing of long-lasting insecticidal mosquito nets”, document WHO/CDS/WHOPES/GCDPP/2005.11, World Health Organization, Geneva, 2005. Briefly, the retention index is determined by analyzing net samples in triplicate representing wash points 0 and 4 for total active ingredient content and calculating the average retention index per wash using the equation for a free migration stage behaviour. A retention index per wash of 0.95 indicates that at least 95 % of the insecticide present in samples washed 1 to 3 times is still present after an additional wash step. The retention index applies to the average obtained from triplicate tests performed on samples removed side by side in the length direction from the same net or batch of netting ‡
- Note 11** The method of analysis must be peer-validated, as a minimum. If it is not published, full details of the method and the peer-validation data must be provided.

Grey shading = new/revised or deleted [‡] text or numbers in second revision (Nov 2010).

Note 12 In the absence of a simple or standard method to determine the size of holes, which may have complex shapes, in highly flexible fabrics, mesh size is determined by counting the number of holes in a square of the fabric. Counting may be done directly on the fabric or indirectly by taking a picture/photocopy of the fabric. Indirect methods may ease counting and provide a permanent record. Before counting, the fabric should be conditioned according to ISO 139 (1973) (4 h, 20°C, 65% relative humidity).

Use a template to define the square of netting, taking care not to stretch or distort the fabric. The template should be a 1-2 mm thick rigid sheet, in/on which an accurately calibrated ($\pm 1\%$ in each dimension) square (e.g. 1 x 1 in or 5 x 5 cm) has been cut/marked. If a template is not available and a ruler must be used, great care is required to ensure that the area counted is square. Where practicable, one edge of the square to be counted should be aligned with a row of complete holes in the fabric. Incomplete holes $\geq \frac{1}{2}$ are counted as complete holes, whereas those $< \frac{1}{2}$ are not counted. Count 5 replicate squares selected according to Note 7, calculate the average and note the lowest value.

Note 13 Method of preparation, marking and measuring: ISO 3759 (2007 \pm). Method of washing: ISO 6330 (2001). Method of calculation: ISO 5077 (1984). Size of test portions: 500 mm x 500 mm; mark off 350 mm x 350 mm within each test portion. Test a total of 4 replicate portions, 2 washed in each of 2 separate loads. Type of washing machine: ISO type A (front loading). Washing programme: ISO type 8A (gentle cycle 30°C). Fill the washer with dummy load (with fabric as per ISO standard) up to the standard of 2 to 4 kg. Drying: flat drying.

Note 14 Test method: ISO 13938 part 1 (1999) and ISO 13938 part 2 (1999), with conditioning of the fabric as specified in the ISO standard. The declared minimum bursting strength, and testing for compliance with it, should be based on tests of 7.3 cm² areas of fabric. Proposed specifications based on tests of 50 cm² area must be supported by data showing the suitability of the proposed value and its relationship to minimum of 250 kPa (which is based on 7.3 cm² area). Five replicate tests should be conducted on samples taken at approximately equal distances on a diagonal across the netting, taking no sample within 10 cm of a border or seam. In made up rectangular nets, the "diagonal" may correspond to one produced by conceptually arranging the panels end to end). The average of the 5 measurements is calculated.

The method to test seam bursting strength is identical to that used to test the fabric, except that 5 replicate tests should be made, with the seam centred on the test head. Up to 5 seams may be tested but, if there are < 5 seams, replicate measurements should be made on 1 or more seams, to provide a total of 5 measurements.

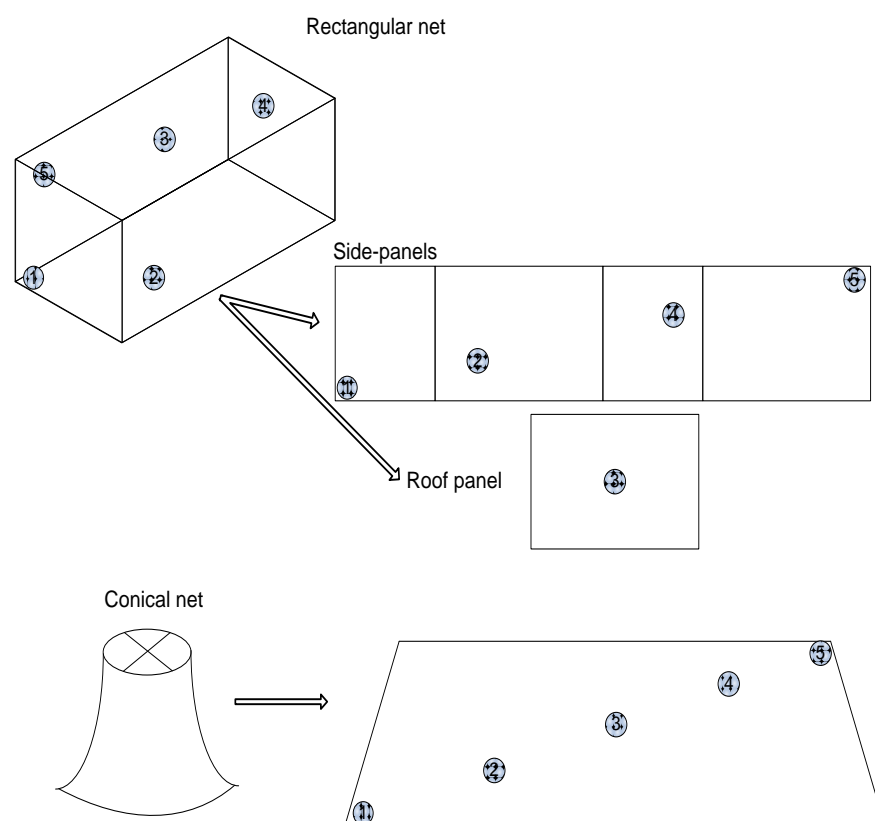
Note 15 Unless other temperatures and times are specified. Refer to Section 4.6.2 for alternative storage conditions.

Note 16 Samples of the product taken before and after the storage stability test should be analyzed concurrently in order to reduce the analytical error.

Note 17 If justified by the supporting data, an increase or decrease in the limit(s) applying after the storage stability test may be specified in the sub-clause.

Note 18 This sub-clause is required only if the relevant impurity concentration is capable of increasing during storage.

Figure 1 Recommended positions from which 5 pieces of netting should be taken from a made up bed net and combined to form a representative sample.



9. SPECIFICATION GUIDELINES FOR MICROBIAL PESTICIDES

BACTERIAL PESTICIDES

TECHNICAL CONCENTRATES

- 9.1 Bacterial larvicide technical concentrates (TK)

SOLID FORMULATIONS FOR DISPERSION

- 9.11 Bacterial larvicide wettable powders (WP)
- 9.12 Bacterial larvicide water-dispersible granules (WG)
- 9.13 Bacterial larvicide water-dispersible tablets (WT)

LIQUID FORMULATIONS FOR DISPERSION

- 9.21 Bacterial larvicide suspension concentrates (SC)

VIRAL PESTICIDES

FUNGAL PESTICIDES

9. SPECIFICATION GUIDELINES FOR MICROBIAL PESTICIDES

Introduction

Where appropriate, the guidelines, clauses and limits to be adopted for specifications for bacterial larvicides are similar to those identified in Sections 4 to 8 of this Manual. The rationale for requirements and objectives which differ are described below. In addition to these differences, where the use of Bti formulations are proposed for use in drinking water, colour, taste and odour should be included in the specifications. The maximum acceptable level of microbial contaminants has yet to be determined, where used for drinking water or any other public health application.

Description of the product. The active ingredient is described in terms of the genus, species and strain of bacterium. The description should also include information on the colour, odour and taste, if the product is intended for application to drinking water.

Active Ingredient identity. The aim is to enable identification of the bacterium species and strain and to identify the internationally recognised culture collection from which reference standard material may be obtained for the purposes of checking compliance with the specifications.

Active Ingredient content. The aim is to ensure that the content of active ingredient is described unequivocally and a method for assay of biopotency (toxicity to target mosquitoes) is provided for this purpose.

Impurities, microbial. The aim is to limit the content of microbial contaminants, which may otherwise increase the risks associated with handling or adversely affect the efficacy of the material. Unlike most other impurities, microbial impurities are easily introduced during sampling and numbers may increase with time. Sampling and test methods must be conducted using specially designed facilities and trained staff. The relevance of microbial impurities, and limits for them, cannot be determined using the approach described in Section 3.1.D so, at present, they are determined by WHO/PCS on a case-by-case basis.

Impurities, chemical. This clause is specifically intended to limit the content of beta-exotoxin and hence the potential for adverse effects on non-target organisms.

Storage stability. Microbial pesticides are not necessarily amenable to testing by CIPAC MT 46.3 and hence this clause is addressed on a case-by-case basis.

9.1. BACTERIAL LARVICIDE TECHNICAL CONCENTRATES (TK)

Note for preparation of draft specifications. Do not omit clauses or insert additional clauses, nor insert limits that are more lax than those than given in the guidelines, without providing justification. From the “Notes” provided at the end of this guideline, incorporate only those which are applicable to the particular specification.

..... [*Genus, species, subspecies* and strain of bacterium]
TECHNICAL CONCENTRATE

[CIPAC number]/TK (month & year of publication)

9.1.1 Description (Note 1)

The material shall consist of [*Genus, species, subspecies* and strain of bacterium] together with related by-products of the route of manufacture and shall be in the form of [physical description], free from visible extraneous matter and added modifying agents, except for stabilizers (preservatives) and free-flow agents (Note 2), if required.

9.1.2 Active Ingredient (Note 3)

9.1.2.1 Identity

The active ingredient shall comply with an identity test and, where the identity remains in doubt, shall comply with at least one additional test.

9.1.2.2 Active ingredient content (biopotency)

The [*Genus, species, subspecies* and strain of bacterium] content shall be declared in International Toxic Units (ITU/mg product), and when determined by the method described in Note 4, the average biopotency shall not be less than 90% of the declared minimum content.

9.1.3 Relevant impurities and contaminants

9.1.3.1 Microbial contaminants and impurities

(Note 5.)

9.1.3.2 Chemical impurities

The material shall be free from beta-exotoxin when tested with the fly larvae toxicity test (Notes 6 and 7) or an equivalent HPLC method.

9.1.3.3 Water (WHO test method M7R1)

Maximum ... g/kg (Note 8).

9.1.4. Physical properties

9.1.4.1 pH range (CIPAC MT 75.3), if required

pH range ... to ...

9.1.5 Storage stability

9.1.5.1 Stability at elevated temperature

(Method to be developed – Note 9.)

Note 1 The technical concentrate is the axenic (“pure”) single organism, with all relevant biological components associated with it, e.g., toxins, cellular parts and spores. The description must include information on any genetic modifications of the strain used.

Note 2 A free-flow agent may be required to minimise static electricity and the agglomeration of particles.

Note 3 Information must be provided on the source and identification characteristics of reference material obtainable from an internationally recognised institution.

Note 4 Determination of the biopotency (toxicity) of *Bacillus thuringiensis* subsp. *israelensis* and *B. sphaericus* products.

Principles

Biopotency is tested by comparing mosquito larval mortality produced by the product under test with the mortality produced by the corresponding reference standard. Biopotency is measured in International Toxic Units (ITU) per mg of product.

Presently, there are two internationally recognized reference powders that allow determination of biopotency using bioassays of bacterial preparations to mosquito larvae, when used in conjunction with the methods described below.

The biopotency of products based on *Bacillus thuringiensis* subsp. *israelensis* (*Bti*) is compared against a lyophilized reference powder (IPS82, strain 1884) of this bacterial species, using early fourth-instar larvae of *Aedes aegypti* (strain Bora Bora). The toxicity of IPS82 has an arbitrarily assigned toxicity of 15,000 ITU/mg powder against this insect strain.

The biopotency of products based on *Bacillus sphaericus* (*Bsph*) is determined against a lyophilized reference powder (SPH88, strain 2362) of this bacterial species using early fourth-instar larvae of *Culex pipiens pipiens* (strain Montpellier). The toxicity of SPH88 has an arbitrarily assigned toxicity of 1,700 ITU/mg of powder against this insect strain.

The toxicity of all bacterial preparations based on *Bti* or *Bsph* can be determined against the above standard powders. The toxicity (ITU/mg) of products tested is determined according to the following formula:

$$\text{titre (ITU/mg) of product tested} = \frac{\text{titre standard (ITU/mg)} \times \text{LC}_{50} \text{ (mg/l) standard}}{\text{LC}_{50} \text{ (mg/l) unknown "X"}}$$

The use of alternative bacterial larvicide reference powders and/or alternative strains of mosquitoes in this test must be approached cautiously, because it is inevitable that different results will be obtained with them. Such alternatives must be the subject of careful cross-calibration against the reference powders and/or strains identified above. Ideally, such cross-calibration should be conducted by a group of independent expert laboratories. The alternative powders/strains, and the cross-calibration data which support them, should be made available to anyone who wishes to use, or check, the test with the alternative powders/strains.

Method

Apparatus and reagents

Top-drive homogenizer or stirrer.

Ice bath (container of crushed ice).

Analytical balance (accurate to ± 0.1 mg).

Top-pan balance (accurate to ± 10 mg), preferably with tare facility.

Deionised water.
 Wetting agent (e.g. Tween 80).
 200 ml borosilicate glass or plastic beakers.
 500 ml wide-necked, screw-capped, clear glass bottle.
 100 ml screw-capped clear glass bottles.
 Micropipette.
 10 ml pipette.
 12 ml plastic tubes with stoppers or caps.
 200 ml plastic or wax-coated paper cups.

(i) Preparation of reference standard suspensions for calibration of the bioassay

Before preparing the suspension, check that stirring/blending of the wetting agent/water mixture, described in the following paragraph, does not lead to foaming. If it does, dilute (e.g. 1:10) the wetting agent before use.

Accurately weigh about 50 mg (to the nearest 0.1 mg) of the reference standard powder and transfer it to a 200 ml beaker with 100 ml deionised water (it can be transferred directly to the 500 ml bottle if the neck is wide enough to accept the stirrer/blender head). Allow the mixture to stand for 30 min and add a small drop (about 0.2 mg) of wetting agent. Place the beaker in the ice bath and either stir or blend the mixture for 2 min. Check visually for any large particulates remaining and repeat the stirring/blending if there are any. Weigh or tare the 500 ml bottle and transfer the suspension/solution to it, rinsing carefully and thoroughly the beaker and stirrer/blender. Add further deionised water to make the weight of contents to 500 g (500 ml), cap the bottle and shake vigorously to mix the contents. Confirm, by microscopic examination of a small aliquot, that no aggregates of spores and crystals persist. If any are present, the contents must be subjected to further stirring/blending in the ice bath. This primary suspension/solution contains 1 mg/10 ml and must be shaken vigorously immediately before removing aliquots.

Transfer 10 ml aliquots of the primary solution/suspension to clean 12 ml tubes that are stoppered/capped immediately. If transferring a number of aliquots, cap and shake the primary suspension/solution at intervals not exceeding 3 min, because the spores and crystals sediment quickly in water. The aliquots can be stored for a month at 4°C and for 2 years in a freezer at -18°C. Each contains 1 mg standard powder.

To prepare a “stock solution”, weigh or tare a 100 ml bottle. Transfer one of the 10 ml aliquots into the 100 ml bottle, rinsing carefully at least twice with deionised water, and fill to a total of 100 g. Shake the mixture vigorously (or use the blender) to produce a homogeneous suspension. Frozen aliquots must be homogenised thoroughly before use, because particles agglomerate during freezing. The “stock solution” contains 10 mg/l.

From the “stock solution”, subsequent dilutions are prepared directly in plastic cups filled (by weighing) with 150 ml de-ionized water. To each cup, 25 early L4 larvae of *Aedes aegypti* or *Culex pipiens* (depending on the bacterial species to be tested: *Aedes* for *Bti* and *Culex* larvae for *B. sphaericus*) are added first by means of a Pasteur pipette, prior to addition of bacterial suspensions. The volume of water added with the larvae is removed from the cup (by weighing) and discarded, to avoid changing of the volume in the cup. Using micropipettes, 600 µl, 450 µl, 300 µl, 150 µl, 120 µl and 75 µl of “stock solution” are added to separate cups and the solutions mixed to produce final concentrations of 0.04, 0.03, 0.02, 0.01, 0.008 and 0.005 mg/l, respectively, of the reference standard powder. Four replicate cups are used for each concentration and one for the control, which contains only 150 ml de-ionized water.

(ii) Preparation of suspensions of the product to be tested

For bioassay of preparations of dry products (TK, WP, WG, WT) of unknown toxicity, an initial homogenate is made in the same manner as described for the reference standard powder, above, except that the replicate determinations must be made on dilutions prepared by weighing separate test portions of the product. That is four replicate primary suspension/solutions must be prepared. For assay of a liquid

formulation (SC), after suitable agitation, 100 mg is weighed instead of 50 mg (the "stock solution" then corresponding to 20 mg/l). Cups and larvae are prepared as described above and comparable dilutions are prepared as for the reference standard.

For products of unknown toxicity, perform range-finding bioassays, using a wide range of concentrations of the product under test, to determine its approximate toxicity. The results are then used to determine a narrower range of concentrations for a more precise bioassay.

(iii) **Determination of toxicity**

No food is added for *Aedes* larvae. For the *Culex* bioassay, finely ground yeast extract (1.5 mg) is added to the water and mixed to produce a concentration of 10 mg/l. All tests should be conducted at $28 \pm 2^\circ\text{C}$, with a 12-h light/12-h dark cycle. To avoid the adverse effects of evaporation of water in low humidity, the relative humidity should be maintained at $50 \pm 15\%$, if possible.

Each bioassay series should preferably involve 6 concentrations x 4 replicates x 25 larvae for the reference standard and the unknown and 100 larvae for the control. The aim is to identify a range of concentrations that give mortality between 5 to 95 % (because 100 larvae are used). Data giving 0 or 100 % mortality are ignored for the calculation of the LC_{50} . To prepare a valid dose-response curve, only concentrations giving values between 95% and 5% mortality should be used. A minimum of two dilution points must be above the LC_{50} and two below, to ensure the validity of the value. The sensitivity of the insect colony may require a slightly different 6 dilution series to be used.

Mortality is determined at 24 and 48 h by counting the live larvae remaining. If pupation occurs, the pupae should be removed and their numbers excluded from the calculations. If more than 5% of larvae pupate, the test is invalidated because larvae do not ingest 24 hours before pupation and too many larvae may have survived simply because they were too old. Because of the very rapid killing action of *Bti*, usually there is no difference between the 24 and 48 h mortality. In this case, the 48-h count confirms the 24-h reading and provides a check on the possible influence of factors other than *Bti* components. Mortality is recorded at 48 h for *Bsph* preparations, due to its slower rate of action.

If the control mortality exceeds 5%, the mortalities of treated groups should be corrected according to Abbott's formula [Abbott, W. S. (1925). A method for computing the effectiveness of an insecticide. *Journal of Economic Entomology*, **18**, 265-267]:

$$\text{percentage (\%) control} = \frac{X - Y}{X \times 100}$$

where X = % survival in untreated control,
Y = % survival in treated sample.

Tests with a control mortality greater than 10%, or any pupation greater than 5%, should be discarded. Mortality-concentration regression lines may be drawn on gaussian-logarithmic paper but this is rather subjective. It is preferable to use a statistical program, such as SAS, which incorporates a Log Probit Analysis. With such a statistical program, Abbott's formula is not required because the correction is automatically carried out by the program. The toxicity of an unknown preparation is determined by estimation and comparison of the LC_{50} s of the tested product and reference standard preparations, using the formula described above. The toxicity of *Bti* preparations is defined by the count at 24 h after initiation of the test, whereas the toxicity of *Bsph* is defined by the count after 48 h of larval exposure.

For increased accuracy, bioassays should be repeated on at least three different days, concurrently with the assay of the reference standard, and the standard deviation of the means calculated. A test series is valid if the relative standard deviation (RSD or coefficient of variation, CV) is less than 25%.

(iv) Production of test larvae

L4 larvae are representative of the total sensitivity of the target population and convenient to handle. It is very important to use a homogenous population of early fourth instars, which are obtained within five days of hatching using standardized rearing methods.

For *Aedes aegypti*, eggs are laid in a cup lined with filter paper and filled one third with deionised water. The paper is dried at room temperature and kept for several months by storing in a sealed plastic bag at room temperature. When larvae are needed, the paper is immersed in de-chlorinated water. To synchronise hatching, add larval feed to the water 24 hours prior to adding the eggs. The bacterial growth will deoxygenate the water and this triggers egg hatching. This usually induces the first instars to hatch within 12 h. These larvae are then transferred to a container (25 x 25 x depth cm) containing 2 litres of de-chlorinated water, to obtain a population of 500 to 700 larvae per container. Larval feed may be flakes of protein as used for aquarium fish, or powdered cat biscuit, and the containers are held at $25 \pm 2^\circ \text{C}$. It is important that the amount of food is kept low to avoid strong bacterial growth that kills the larvae. Several feedings with one or two days interval and daily observation of the larvae is optimal. If the water becomes turbid, replace all water by filtering out the larvae and transfer to a clean container with clean water and feed. Five to seven days later a homogenous population of early fourth instars (5 days old and 4 to 5 mm in length) should be obtained.

For *Culex pipiens pipiens* larvae, it is more difficult to obtain a homogenous population of fourth instars. Firstly, a large number of egg rafts must be laid and collected on the same day. These can be stored at $15\text{--}18^\circ\text{C}$ in order to accumulate more eggs for hatching. The first instars are fragile and thus should not be handled. Development to the second instar usually takes 3-4 days at $25 \pm 2^\circ \text{C}$ after the eggs are laid. When ready, second instars are grouped in a tray with 3 L dechlorinated water of 4-6 cm depth, 800 – 1000 larvae per tray. Food (yeast extract and dog or cat biscuits) is provided as needed. Early fourth instars suitable for testing are usually obtained within 7 days, though sometimes 8 or 9 days are required.

- Note 5** The maximum acceptable levels of microbial contaminants have not yet been determined.
- Note 6** Fly larvae toxicity test: Bond R. P. M., *et al.* The thermostable exotoxin of *Bacillus thuringiensis*. In: Burges H. D. and Hussey N. W., eds. Microbial control of insects and mites. Academic Press, London, 1971.
- Note 7** No test is required if the manufacturer has shown that the *Bacillus thuringiensis* strain is not capable of producing beta exotoxin. No test is required for *Bacillus sphaericus*, because this species is not known to produce exotoxins.
- Note 8** Generally, the water content should not exceed 5%, to preclude premature degradation of the product.
- Note 9** Microbial larvicides should be stored at cool temperatures but accelerated storage stability tests would be most useful for rapid checks on the storage stability of products. At present, no standardised method is available. In the absence of an accelerated storage stability test, it is recommended that the following minimum standards be met:
- no more than 10% loss in biopotency below the labelled potency value when stored at 5°C for 2 years; and
 - no more than 10% loss in biopotency below the labelled potency value when stored at 20 to 25°C for 1 year.
- These storage stability tests shall be performed using representative product samples and the biopotency shall be assessed using the test method described in Note 3. Results from the biopotency test may vary by up to $\pm 25\%$ from the average and this must be taken into account in determining the potency loss. If one- and two-year test data are not available at the time of drafting a specification, an estimate of the storage stability may be acceptable, pending completion of the tests.

9.11 BACTERIAL LARVICIDE WETTABLE POWDERS (WP)

Note for preparation of draft specifications. Do not omit clauses or insert additional clauses, nor insert limits that are more lax than those than given in the guidelines, without providing justification. From the “Notes” provided at the end of this guideline, incorporate only those which are applicable to the particular specification.

..... [*Genus, species, subspecies* and strain of bacterium]
WETTABLE POWDER

[CIPAC number]/WP (month & year of publication)

9.11.1 Description (Note 1)

The material shall consist of an homogenous mixture of [*Genus, species, subspecies* and strain of bacterium] (Note 2) complying with the requirements of WHO specification, together with fillers and any other necessary formulants. It shall be in the form of a fine powder for dispersion in water. The formulation shall be dry, free flowing, and free from visible extraneous matter and hard lumps. The formulation shall be in colour.

9.11.2 Active Ingredient (Note 3)

9.11.2.1 Identity

The active ingredient shall comply with an identity test and, where the identity remains in doubt, shall comply with at least one additional test.

9.11.2.2 Active ingredient content (biopotency)

The [*Genus, species, subspecies* and strain of bacterium] content shall be declared in International Toxic Units (ITU/mg product), and when determined by the method described in Note 4, the average biopotency shall not be less than 90% of the declared minimum content.

9.11.3 Relevant impurities and contaminants

9.11.3.1 Microbial contaminants

(Note 5)

9.11.3.2 Chemical impurities

The material shall be free from beta-exotoxin when tested with the fly larvae toxicity test (Notes 6 and 7) or an equivalent HPLC method.

9.11.3.3 Water (WHO test method M7R1)

Maximum g/kg (Note 8).

9.11.4. Physical properties

9.11.4.1 pH range (WHO test method M25, CIPAC MT 75.3), if required

pH range to

9.11.4.2 Persistent foam (CIPAC MT 47.2) (Note 9)

Maximum: ml after 1 minute.

9.11.4.3 Wet sieve test (CIPAC MT 185)

Maximum:% of the formulation shall be retained on a µm test sieve.

9.11.4.4 Suspensibility (CIPAC ± MT 184) (Note 10)

A minimum of% of the product shall be in suspension after 30 min in CIPAC Standard Water D at $30 \pm 2^\circ\text{C}$ (Note 11).

9.11.4.5 Wettability (CIPAC MT 53.3) (Note 12)

The formulation shall be completely wetted in min.

9.11.5 Storage stability

9.11.5.1 Stability at elevated temperature

(Method to be developed – Note 13)

Note 1 In addition to the characteristics described in the clause, odour and taste may also be important criteria for acceptability of the product where the product is intended for application to drinking water supplies. There are no objective or consistent tests to determine acceptability of these characteristics. If odour and taste are to be checked it is recommended that, for this purpose, the product is diluted to the highest rate of use.

Note 2 The axenic ("pure") single organism, with all relevant biological components associated with it, e.g., toxins, cellular parts and spores. The description must include information on any genetic modifications of the strain used.

Note 3 Information must be provided on the source and identification characteristics of reference material obtainable from an internationally recognised institution.

Note 4 Determination of the biopotency (toxicity) of *Bacillus thuringiensis* subsp. *israelensis* and *B. sphaericus* products.

Principles

Biopotency is tested by comparing mosquito larval mortality produced by the product under test with the mortality produced by the corresponding reference standard. Biopotency is measured in International Toxic Units (ITU) per mg of product.

Presently, there are two internationally recognized reference powders that allow determination of biopotency using bioassays of bacterial preparations to mosquito larvae, when used in conjunction with the methods described below.

The biopotency of products based on *Bacillus thuringiensis* subsp. *israelensis* (*Bti*) is compared against a lyophilized reference powder (IPS82, strain 1884) of this bacterial species, using early fourth-instar larvae of *Aedes aegypti* (strain Bora Bora). The toxicity of IPS82 has an arbitrarily assigned toxicity of 15,000 ITU/mg powder against this insect strain.

The biopotency of products based on *Bacillus sphaericus* (*Bsph*) is determined against a lyophilized reference powder (SPH88, strain 2362) of this bacterial species using early fourth-instar larvae of *Culex pipiens pipiens* (strain Montpellier). The toxicity

of SPH88 has an arbitrarily assigned toxicity of 1,700 ITU/mg of powder against this insect strain.

The toxicity of all bacterial preparations based on *Bti* or *Bsph* can be determined against the above standard powders. The toxicity (ITU/mg) of products tested is determined according to the following formula:

$$\text{titre (ITU/mg) of product tested} = \frac{\text{titre standard (ITU/mg)} \times \text{LC}_{50} \text{ (mg/l) standard}}{\text{LC}_{50} \text{ (mg/l) unknown "X"}}$$

The use of alternative bacterial larvicide reference powders and/or alternative strains of mosquitoes in this test must be approached cautiously, because it is inevitable that different results will be obtained with them. Such alternatives must be the subject of careful cross-calibration against the reference powders and/or strains identified above. Ideally, such cross-calibration should be conducted by a group of independent expert laboratories. The alternative powders/strains, and the cross-calibration data which support them, should be made available to anyone who wishes to use, or check, the test with the alternative powders/strains.

Method

Apparatus and reagents

Top-drive homogenizer or stirrer
Ice bath (container of crushed ice)
Analytical balance (accurate to ± 0.1 mg)
Top-pan balance (accurate to ± 10 mg), preferably with tare facility
Deionised water
Wetting agent (e.g. Tween 80)
200 ml borosilicate glass or plastic beakers
500 ml wide-necked, screw-capped, clear glass bottle
100 ml screw-capped clear glass bottles
Micropipette
10 ml pipette
12 ml plastic tubes with stoppers or caps
200 ml plastic or wax-coated paper cups

(i) Preparation of reference standard suspensions for calibration of the bioassay

Before preparing the suspension, check that stirring/blending of the wetting agent/water mixture, described in the following paragraph, does not lead to foaming. If it does, dilute (e.g. 1:10) the wetting agent before use.

Accurately weigh about 30 mg (to the nearest 0.1 mg) of the reference standard powder and transfer it to a 200 ml beaker with 100 ml deionised water (it can be transferred directly to the 500 ml bottle if the neck is wide enough to accept the stirrer/blender head). Allow the mixture to stand for 30 min and add a small drop (about 0.2 mg) of wetting agent. Place the beaker in the ice bath and either stir or blend the mixture for 2 min. Check visually for any large particulates remaining and repeat the stirring/blending if there are any. Weigh or tare the 500 ml bottle and transfer the suspension/solution to it, rinsing carefully and thoroughly the beaker and stirrer/blender. Add further deionised water to make the weight of contents to 500 g (500 ml), cap the bottle and shake vigorously to mix the contents. Confirm, by microscopic examination of a small aliquot, that no aggregates of spores and crystals persist. If any are present, the contents must be subjected to further stirring/blending in the ice bath. This primary suspension/solution contains 1 mg/10 ml and must be shaken vigorously immediately before removing aliquots.

Transfer 10 ml aliquots of the primary solution/suspension to clean 12 ml tubes that are stoppered/capped immediately. If transferring a number of aliquots, cap and shake the primary suspension/solution at intervals not exceeding 3 min, because the spores and crystals sediment quickly in water. The aliquots can be stored for a month at 4°C and for 2 years in a freezer at -18°C. Each contains 1 mg standard powder.

To prepare a “stock solution”, weigh or tare a 100 ml bottle. Transfer one of the 10 ml aliquots into the 100 ml bottle, rinsing carefully at least twice with deionised water, and fill to a total of 100 g. Shake the mixture vigorously (or use the blender) to produce a homogeneous suspension. Frozen aliquots must be homogenised thoroughly before use, because particles agglomerate during freezing. The “stock solution” contains 10 mg/l.

From the “stock solution”, subsequent dilutions are prepared directly in plastic cups filled (by weighing) with 150 ml de-ionized water. To each cup, 25 early L4 larvae of *Aedes aegypti* or *Culex pipiens* (depending on the bacterial species to be tested: *Aedes* for *Bti* and *Culex* larvae for *B. sphaericus*) are added first by means of a Pasteur pipette, prior to addition of bacterial suspensions. The volume of water added with the larvae is removed from the cup (by weighing) and discarded, to avoid changing of the volume in the cup. Using micropipettes, 600 µl, 450 µl, 300 µl, 150 µl, 120 µl and 75 µl of “stock solution” are added to separate cups and the solutions mixed to produce final concentrations of 0.04, 0.03, 0.02, 0.01, 0.008 and 0.005 mg/l, respectively, of the reference standard powder. Four replicate cups are used for each concentration and one for the control, which contains only 150 ml de-ionized water.

(ii) Preparation of suspensions of the product to be tested

For bioassay of preparations of dry products (TK, WP, WG, WT) of unknown toxicity, an initial homogenate is made in the same manner as described for the reference standard powder, above, except that the replicate determinations must be made on dilutions prepared by weighing separate test portions of the product. That is four replicate primary suspension/solutions must be prepared. For assay of a liquid formulation (SC), after suitable agitation, 100 mg is weighed instead of 50 mg (the “stock solution” then corresponding to 20 mg/l). Cups and larvae are prepared as described above and comparable dilutions are prepared as for the reference standard.

For products of unknown toxicity, perform range-finding bioassays, using a wide range of concentrations of the product under test, to determine its approximate toxicity. The results are then used to determine a narrower range of concentrations for a more precise bioassay.

(iii) Determination of toxicity

No food is added for *Aedes* larvae. For the *Culex* bioassay, finely ground yeast extract (1.5 mg) is added to the water and mixed to produce a concentration of 10 mg/l. All tests should be conducted at $28 \pm 2^\circ\text{C}$, with a 12-h light/12-h dark cycle. To avoid the adverse effects of evaporation of water in low humidity, the relative humidity should be maintained at $50 \pm 15\%$, if possible.

Each bioassay series should preferably involve 6 concentrations x 4 replicates x 25 larvae for the reference standard and the unknown and 100 larvae for the control. The aim is to identify a range of concentrations that give mortality between 5 to 95 % (because 100 larvae are used). Data giving 0 or 100 % mortality are ignored for the calculation of the LC_{50} . To prepare a valid dose-response curve, only concentrations giving values between 95% and 5% mortality should be used. A minimum of two dilution points must be above the LC_{50} and two below, to ensure the validity of the value. The sensitivity of the insect colony may require a slightly different 6 dilution series to be used.

Mortality is determined at 24 and 48 h by counting the live larvae remaining. If pupation occurs, the pupae should be removed and their numbers excluded from the calculations. If more than 5% of larvae pupate, the test is invalidated because larvae do not ingest 24 hours before pupation and too many larvae may have survived simply because they were too old. Because of the very rapid killing action of *Bti*, usually there is no difference between the 24 and 48 h mortality. In this case, the 48-h count confirms the 24-h reading and provides a check on the possible influence of factors other than *Bti* components. Mortality is recorded at 48 h for *Bsph* preparations, due to its slower rate of action.

If the control mortality exceeds 5%, the mortalities of treated groups should be corrected according to Abbott's formula [Abbott, W. S. (1925). A method for computing the effectiveness of an insecticide. *Journal of Economic Entomology*, **18**, 265-267]:

$$\text{percentage (\%) control} = \frac{X - Y}{X \times 100}$$

where X = % survival in untreated control,
Y = % survival in treated sample.

Tests with a control mortality greater than 10%, or any pupation greater than 5%, should be discarded. Mortality-concentration regression lines may be drawn on gauss-logarithmic paper but this is rather subjective. It is preferable to use a statistical program, such as SAS, which incorporates a Log Probit Analysis. With such a statistical program, Abbott's formula is not required because the correction is automatically carried out by the program. The toxicity of an unknown preparation is determined by estimation and comparison of the LC_{50} s of the tested product and reference standard preparations, using the formula described above. The toxicity of *Bti* preparations is defined by the count at 24 h after initiation of the test, whereas the toxicity of *Bsph* is defined by the count after 48 h of larval exposure.

For increased accuracy, bioassays should be repeated on at least three different days, concurrently with the assay of the reference standard, and the standard deviation of the means calculated. A test series is valid if the relative standard deviation (RSD or coefficient of variation, CV) is less than 25%.

(iv) Production of test larvae

L4 larvae are representative of the total sensitivity of the target population and convenient to handle. It is very important to use a homogenous population of early fourth instars, which are obtained within five days of hatching using standardized rearing methods.

For *Aedes aegypti*, eggs are laid in a cup lined with filter paper and filled one third with deionised water. The paper is dried at room temperature and kept for several months by storing in a sealed plastic bag at room temperature. When larvae are needed, the paper is immersed in de-chlorinated water. To synchronise hatching, add larval feed to the water 24 hours prior to adding the eggs. The bacterial growth will deoxygenate the water and this triggers egg hatching. This usually induces the first instars to hatch within 12 h. These larvae are then transferred to a container (25 x 25 x depth cm) containing 2 litres of de-chlorinated water, to obtain a population of 500 to 700 larvae per container. Larval feed may be flakes of protein as used for aquarium fish, or powdered cat biscuit, and the containers are held at $25 \pm 2^\circ \text{C}$. It is important that the amount of food is kept low to avoid strong bacterial growth that kills the larvae. Several feedings with one or two days interval and daily observation of the larvae is optimal. If the water becomes turbid, replace all water by filtering out the larvae and transfer to a clean container with clean water and feed. Five to seven days later a homogenous population of early fourth instars (5 days old and 4 to 5 mm in length) should be obtained.

For *Culex pipiens pipiens* larvae, it is more difficult to obtain a homogenous population of fourth instars. Firstly, a large number of egg rafts must be laid and collected on the same day. These can be stored at $15\text{--}18^\circ\text{C}$ in order to accumulate more eggs for hatching. The first instars are fragile and thus should not be handled. Development to the second instar usually takes 3-4 days at $25 \pm 2^\circ \text{C}$ after the eggs are laid. When ready, second instars are grouped in a tray with 3 L dechlorinated water of 4-6 cm depth, 800 – 1000 larvae per tray. Food (yeast extract and dog or cat biscuits) is provided as needed. Early fourth instars suitable for testing are usually obtained within 7 days, though sometimes 8 or 9 days are required.

Note 5 The maximum acceptable levels of microbial contaminants have not yet been determined.

9.11 Bacterial larvicide wettable powders (WP), continued

Note 6 Fly larvae toxicity test: Bond R. P. M., *et al.* The thermostable exotoxin of *Bacillus thuringiensis*. In: Burges H. D. and Hussey N. W., eds. Microbial control of insects and mites. Academic Press, London, 1971.

Note 7 No test is required if the manufacturer has shown that the *Bacillus thuringiensis* strain is not capable of producing beta exotoxin. No test is required for *Bacillus sphaericus*, because this species is not known to produce exotoxins.

Note 8 Generally, the water content should not exceed 5%, to preclude premature degradation of the product.

Note 9 The mass of sample to be used in the test should be at the highest rate of use recommended by the supplier.

Note 10 Bioassay is the only fully reliable method to measure the mass of active ingredient still in suspension. However, simpler methods such as gravimetric determination may be used on a routine basis provided that these methods have been shown to give equal results to those of the bioassay method. In case of dispute, the bioassay method shall be the referee method.

Note 11 Unless other temperatures and/or times are specified.

Note 12 The method to be used shall be stated, either with or without swirling. The formulation shall be completely wetted in less than 2 min for optimum performance.

Note 13 Microbial larvicides should be stored at cool temperatures but accelerated storage stability tests would be most useful for rapid checks on the storage stability of products. At present, no standardised method is available. In the absence of an accelerated storage stability test, it is recommended that the following minimum standards be met:

- a) no more than 10% loss in biopotency below the labelled potency value when stored at 5°C for 2 years; and
- b) no more than 10% loss in biopotency below the labelled potency value when stored at 20 to 25°C for 1 year.

These storage stability tests shall be performed using representative product samples and the biopotency shall be assessed using the test method described in Note 4.

Results from the biopotency test may vary by up to $\pm 25\%$ from the average and this must be taken into account in determining the potency loss. If one- and two-year test data are not available at the time of drafting a specification, an estimate of the storage stability may be acceptable, pending completion of the tests.

9.12 BACTERIAL LARVICIDE WATER-DISPERSIBLE GRANULES (WG)

Note for preparation of draft specifications. Do not omit clauses or insert additional clauses, nor insert limits that are more lax than those than given in the guidelines, without providing justification. From the “Notes” provided at the end of this guideline, incorporate only those which are applicable to the particular specification.

..... [*Genus, species, subspecies* and strain of bacterium]
WATER-DISPERSIBLE GRANULES

[CIPAC number]/WG (month & year of publication)

9.12.1 Description (Note 1)

The material shall consist of an homogenous mixture of [*Genus, species, subspecies* and strain of bacterium] (Note 2) complying with the requirements of WHO specification, together with fillers and any other necessary formulates. It shall be in the form of granules (Note 3) for application after disintegration and dispersion in water. The formulation shall be dry, free flowing, and free from visible extraneous matter and hard lumps. The formulation shall be in colour.

9.12.2 Active Ingredient (Note 4)

9.12.2.1 Identity

The active ingredient shall comply with an identity test and, where the identity remains in doubt, shall comply with at least one additional test.

9.12.2.2 Active ingredient content (biopotency)

The [*Genus, species, subspecies* and strain of bacterium] content shall be declared in International Toxic Units (ITU/mg product), and when determined by the method described in Note 5, the average biopotency shall not be less than 90% of the declared minimum content.

9.12.3 Relevant impurities and contaminants

9.12.3.1 Microbial contaminants

(Note 6.)

9.12.3.2 Chemical impurities

The material shall be free from beta-exotoxin when tested with the fly larvae toxicity test (Notes 7 and 8) or an equivalent HPLC method.

9.12.3.3 Water (WHO test method M7R1)

Maximum g/kg (Note 9).

9.12.4. Physical properties

Grey shading = new/revised or deleted [±] text or numbers in second revision (Nov 2010).

9.12 Bacterial larvicide water-dispersible granules (WG), continued

9.12.4.1 **pH range** (WHO test method M25, CIPAC MT 75.3), if required

pH range to

9.12.4.2 **Persistent foam** (CIPAC MT 47.2)

Maximum: ml after 1 minute.

9.12.4.3 **Wet sieve test** (CIPAC MT 185)

Maximum:% of the formulation shall be retained on a μm test sieve.

9.12.4.4 **Degree of dispersion** (CIPAC MT 174)

A minimum of% of the product shall be in suspension after 5 min in CIPAC Standard Water D at $30 \pm 2^\circ\text{C}$ (Note 10).

9.12.4.5 **Suspensibility** (CIPAC \pm MT 184) (Note 11)

A minimum of% of the product shall be in suspension after 30 min in CIPAC Standard Water D at $30 \pm 2^\circ\text{C}$ (Note 10).

9.12.4.6 **Wettability** (CIPAC MT 53.3) (Note 12)

The formulation shall be completely wetted in min.

9.12.4.7 **Dustiness** (CIPAC MT 171) (Note 13)

Essentially non-dusty.

9.12.5 **Storage stability**

9.12.5.1 **Stability at elevated temperature**

(Method to be developed – Note 14.)

Note 1 In addition to the characteristics described in the clause, odour and taste may also be important criteria for acceptability of the product where the product is intended for application to drinking water supplies. There are no objective or consistent tests to determine acceptability of these characteristics. If odour and taste are to be checked it is recommended that, for this purpose, the product is diluted to the highest rate of use.

Note 2 The axenic (“pure”) single organism, with all relevant biological components associated with it, e.g., toxins, cellular parts and spores. The description must include information on any genetic modifications of the strain used.

Note 3 Depending on the manufacturing conditions, WGs may have different forms and particle size ranges. To describe specific formulations, it is recommended that information about the form (e.g. irregular shape, nearly spherical, cylindrical) is added and the nominal size range stated.

Note 4 Information must be provided on the source and identification characteristics of reference material obtainable from an internationally recognised institution.

Note 5 Determination of the biopotency (toxicity) of *Bacillus thuringiensis* subsp. *israelensis* and *B. sphaericus* products.

Principles

Biopotency is tested by comparing mosquito larval mortality produced by the product under test with the mortality produced by the corresponding reference standard. Biopotency is measured in International Toxic Units (ITU) per mg of product.

Presently, there are two internationally recognized reference powders that allow determination of biopotency using bioassays of bacterial preparations to mosquito larvae, when used in conjunction with the methods described below.

The biopotency of products based on *Bacillus thuringiensis* subsp. *israelensis* (*Bti*) is compared against a lyophilized reference powder (IPS82, strain 1884) of this bacterial species, using early fourth-instar larvae of *Aedes aegypti* (strain Bora Bora). The toxicity of IPS82 has an arbitrarily assigned toxicity of 15,000 ITU/mg powder against this insect strain.

The biopotency of products based on *Bacillus sphaericus* (*Bsph*) is determined against a lyophilized reference powder (SPH88, strain 2362) of this bacterial species using early fourth-instar larvae of *Culex pipiens pipiens* (strain Montpellier). The toxicity of SPH88 has an arbitrarily assigned toxicity of 1,700 ITU/mg of powder against this insect strain.

The toxicity of all bacterial preparations based on *Bti* or *Bsph* can be determined against the above standard powders. The toxicity (ITU/mg) of products tested is determined according to the following formula:

$$\text{titre (ITU/mg) of product tested} = \frac{\text{titre standard (ITU/mg)} \times \text{LC}_{50} \text{ (mg/l) standard}}{\text{LC}_{50} \text{ (mg/l) unknown "X"}}$$

The use of alternative bacterial larvicide reference powders and/or alternative strains of mosquitoes in this test must be approached cautiously, because it is inevitable that different results will be obtained with them. Such alternatives must be the subject of careful cross-calibration against the reference powders and/or strains identified above. Ideally, such cross-calibration should be conducted by a group of independent expert laboratories. The alternative powders/strains, and the cross-calibration data which support them, should be made available to anyone who wishes to use, or check, the test with the alternative powders/strains.

Method

Apparatus and reagents

Top-drive homogenizer or stirrer
Ice bath (container of crushed ice)
Analytical balance (accurate to ± 0.1 mg)
Top-pan balance (accurate to ± 10 mg), preferably with tare facility
Deionised water
Wetting agent (e.g. Tween 80)
200 ml borosilicate glass or plastic beakers
500 ml wide-necked, screw-capped, clear glass bottle
100 ml screw-capped clear glass bottles
Micropipette
10 ml pipette
12 ml plastic tubes with stoppers or caps
200 ml plastic or wax-coated paper cups

(i) Preparation of reference standard suspensions for calibration of the bioassay

Before preparing the suspension, check that stirring/blending of the wetting agent/water mixture, described in the following paragraph, does not lead to foaming. If it does, dilute (e.g. 1:10) the wetting agent before use.

Accurately weigh about 50 mg (to the nearest 0.1 mg) of the reference standard powder and transfer it to a 200 ml beaker with 100 ml deionised water (it can be transferred directly to the 500 ml bottle if the neck is wide enough to accept the stirrer/blender head). Allow the mixture to stand for 30 min and add a small drop (about 0.2 mg) of wetting agent. Place the beaker in the ice bath and either stir or blend the mixture for 2 min. Check visually for any large particulates remaining and repeat the stirring/blending if there are any. Weigh or tare the 500 ml bottle and transfer the suspension/solution to it, rinsing carefully and thoroughly the beaker and stirrer/blender. Add further deionised water to make the weight of contents to 500 g (500 ml), cap the bottle and shake vigorously to mix the contents. Confirm, by microscopic examination of

a small aliquot, that no aggregates of spores and crystals persist. If any are present, the contents must be subjected to further stirring/blending in the ice bath. This primary suspension/solution contains 1 mg/10 ml and must be shaken vigorously immediately before removing aliquots.

Transfer 10 ml aliquots of the primary solution/suspension to clean 12 ml tubes that are stoppered/capped immediately. If transferring a number of aliquots, cap and shake the primary suspension/solution at intervals not exceeding 3 min, because the spores and crystals sediment quickly in water. The aliquots can be stored for a month at 4°C and for 2 years in a freezer at -18°C. Each contains 1 mg standard powder.

To prepare a “stock solution”, weigh or tare a 100 ml bottle. Transfer one of the 10 ml aliquots into the 100 ml bottle, rinsing carefully at least twice with deionised water, and fill to a total of 100 g. Shake the mixture vigorously (or use the blender) to produce a homogeneous suspension. Frozen aliquots must be homogenised thoroughly before use, because particles agglomerate during freezing. The “stock solution” contains 10 mg/l.

From the “stock solution”, subsequent dilutions are prepared directly in plastic cups filled (by weighing) with 150 ml de-ionized water. To each cup, 25 early L4 larvae of *Aedes aegypti* or *Culex pipiens* (depending on the bacterial species to be tested: *Aedes* for *Bti* and *Culex* larvae for *B. sphaericus*) are added first by means of a Pasteur pipette, prior to addition of bacterial suspensions. The volume of water added with the larvae is removed from the cup (by weighing) and discarded, to avoid changing of the volume in the cup. Using micropipettes, 600 µl, 450 µl, 300 µl, 150 µl, 120 µl and 75 µl of “stock solution” are added to separate cups and the solutions mixed to produce final concentrations of 0.04, 0.03, 0.02, 0.01, 0.008 and 0.005 mg/l, respectively, of the reference standard powder. Four replicate cups are used for each concentration and one for the control, which contains only 150 ml de-ionized water.

(ii) Preparation of suspensions of the product to be tested

For bioassay of preparations of dry products (TK, WP, WG, WT) of unknown toxicity, an initial homogenate is made in the same manner as described for the reference standard powder, above, except that the replicate determinations must be made on dilutions prepared by weighing separate test portions of the product. That is four replicate primary suspension/solutions must be prepared. For assay of a liquid formulation (SC), after suitable agitation, 100 mg is weighed instead of 50 mg (the “stock solution” then corresponding to 20 mg/l). Cups and larvae are prepared as described above and comparable dilutions are prepared as for the reference standard.

For products of unknown toxicity, perform range-finding bioassays, using a wide range of concentrations of the product under test, to determine its approximate toxicity. The results are then used to determine a narrower range of concentrations for a more precise bioassay.

(iii) Determination of toxicity

No food is added for *Aedes* larvae. For the *Culex* bioassay, finely ground yeast extract (1.5 mg) is added to the water and mixed to produce a concentration of 10 mg/l. All tests should be conducted at $28 \pm 2^\circ\text{C}$, with a 12-h light/12-h dark cycle. To avoid the adverse effects of evaporation of water in low humidity, the relative humidity should be maintained at $50 \pm 15\%$, if possible.

Each bioassay series should preferably involve 6 concentrations x 4 replicates x 25 larvae for the reference standard and the unknown and 100 larvae for the control. The aim is to identify a range of concentrations that give mortality between 5 to 95 % (because 100 larvae are used). Data giving 0 or 100 % mortality are ignored for the calculation of the LC_{50} . To prepare a valid dose-response curve, only concentrations giving values between 95% and 5% mortality should be used. A minimum of two dilution points must be above the LC_{50} and two below, to ensure the validity of the value. The sensitivity of the insect colony may require a slightly different 6 dilution series to be used.

Mortality is determined at 24 and 48 h by counting the live larvae remaining. If pupation occurs, the pupae should be removed and their numbers excluded from the calculations. If more than 5% of larvae pupate, the test is invalidated because larvae do not ingest 24 hours before pupation and too many larvae may have survived simply because they were too old. Because of the very rapid killing action of *Bti*, usually there is no difference between the 24 and 48 h mortality. In this case, the 48-h count confirms the 24-h reading and provides a check on the possible influence of factors other than *Bti* components. Mortality is recorded at 48 h for *Bsph* preparations, due to its slower rate of action.

If the control mortality exceeds 5%, the mortalities of treated groups should be corrected according to Abbott's formula [Abbott, W. S., (1925). A method for computing the effectiveness of an insecticide. *Journal of Economic Entomology*, **18**, 265-267]:

$$\text{percentage (\%) control} = \frac{X - Y}{X \times 100}$$

where X = % survival in untreated control,

Y = % survival in treated sample.

Tests with a control mortality greater than 10%, or any pupation greater than 5%, should be discarded. Mortality-concentration regression lines may be drawn on gaussio-logarithmic paper but this is rather subjective. It is preferable to use a statistical program, such as SAS, which incorporates a Log Probit Analysis. With such a statistical program, Abbott's formula is not required because the correction is automatically carried out by the program. The toxicity of an unknown preparation is determined by estimation and comparison of the LC_{50} s of the tested product and reference standard preparations, using the formula described above. The toxicity of *Bti* preparations is defined by the count at 24 h after initiation of the test, whereas the toxicity of *Bsph* is defined by the count after 48 h of larval exposure.

For increased accuracy, bioassays should be repeated on at least three different days, concurrently with the assay of the reference standard, and the standard deviation of the means calculated. A test series is valid if the relative standard deviation (RSD or coefficient of variation, CV) is less than 25%.

(iv) Production of test larvae

L4 larvae are representative of the total sensitivity of the target population and convenient to handle. It is very important to use a homogenous population of early fourth instars, which are obtained within five day of hatching using standardized rearing methods.

For *Aedes aegypti*, eggs are laid in a cup lined with filter paper and filled one third with deionised water. The paper is dried at room temperature and kept for several months by storing in a sealed plastic bag at room temperature. When larvae are needed, the paper is immersed in de-chlorinated water. To synchronise hatching, add larval feed to the water 24 hours prior to adding the eggs. The bacterial growth will deoxygenate the water and this triggers egg hatching. This usually induces the first instars to hatch within 12 h. These larvae are then transferred to a container (25 x 25 x depth cm) containing 2 litres of de-chlorinated water, to obtain a population of 500 to 700 larvae per container. Larval feed may be flakes of protein as used for aquarium fish, or powdered cat biscuit, and the containers are held at $25 \pm 2^\circ \text{C}$. It is important that the amount of food is kept low to avoid strong bacterial growth that kills the larvae. Several feedings with one or two days interval and daily observation of the larvae is optimal. If the water becomes turbid, replace all water by filtering out the larvae and transfer to a clean container with clean water and feed. Five to seven days later a homogenous population of early fourth instars (5 days old and 4 to 5 mm in length) should be obtained.

For *Culex pipiens pipiens* larvae, it is more difficult to obtain a homogenous population of fourth instars. Firstly, a large number of egg rafts must be laid and collected on the same day. These can be stored at $15-18^\circ \text{C}$ in order to accumulate more eggs for hatching. The first instars are fragile and thus should not be handled. Development to the second instar usually takes 3-4 days at $25 \pm 2^\circ \text{C}$ after the eggs are

9.12 Bacterial larvicide water-dispersible granules (WG), continued

laid. When ready, second instars are grouped in a tray with 3 L dechlorinated water of 4-6 cm depth, 800 – 1000 larvae per tray. Food (yeast extract and dog or cat biscuits) is provided as needed. Early fourth instars suitable for testing are usually obtained within 7 days, though sometimes 8 or 9 days are required.

Note 6 The maximum acceptable levels of microbial contaminants have not yet been determined.

Note 7 Fly larvae toxicity test: Bond R. P. M., *et al.* The thermostable exotoxin of *Bacillus thuringiensis*. In: Burges H. D. and Hussey N. W., eds. Microbial control of insects and mites. Academic Press, London, 1971.

Note 8 No test is required if the manufacturer has shown that the *Bacillus thuringiensis* strain is not capable of producing beta exotoxin. No test is required for *Bacillus sphaericus*, because this species is not known to produce exotoxins.

Note 9 Generally, the water content should not exceed 5%, to preclude premature degradation of the product.

Note 10 Unless other temperatures and/or times are specified.

Note 11 Bioassay is the only fully reliable method to measure the mass of active ingredient still in suspension. However, simpler methods such as gravimetric determination may be used on a routine basis provided that these methods have been shown to give equal results to those of the bioassay method. In case of dispute, the bioassay method shall be the referee method.

Note 12 The method to be used shall be stated, either with or without swirling. The formulation shall be completely wetted in less than 2 min for optimum performance.

Note 13 Measurement of dustiness must be carried out on the sample "as received" and, where practicable, the sample should be taken from a newly opened container, because changes in the water content of samples may influence dustiness significantly. The optical method, MT 171, usually shows good correlation with the gravimetric method and can, therefore, be used as an alternative where the equipment is available. Where the correlation is in doubt, it must be checked with the formulation to be tested. In case of dispute the gravimetric method shall be used.

Note 14 Microbial larvicides should be stored at cool temperatures but accelerated storage stability tests would be most useful for rapid checks on the storage stability of products. At present, no standardised method is available. In the absence of an accelerated storage stability test, it is recommended that the following minimum standards be met:

- a) no more than 10% loss in biopotency below the labelled potency value when stored at 5°C for 2 years; and
- b) no more than 10% loss in biopotency below the labelled potency value when stored at 20 to 25°C for 1 year.

These storage stability tests shall be performed using representative product samples and the biopotency shall be assessed using the test method described in Note 4.

Results from the biopotency test may vary by up to $\pm 25\%$ from the average and this must be taken into account in determining the potency loss. If one- and two-year test data are not available at the time of drafting a specification, an estimate of the storage stability may be acceptable, pending completion of the tests.

9.13 BACTERIAL LARVICIDE WATER-DISPERSIBLE TABLETS (WT)

Note for preparation of draft specifications. Do not omit clauses or insert additional clauses, nor insert limits that are more lax than those than given in the guidelines, without providing justification. From the “Notes” provided at the end of this guideline, incorporate only those which are applicable to the particular specification.

..... [*Genus, species, subspecies* and strain of bacterium]
WATER-DISPERSIBLE TABLETS

[CIPAC number]/WT (month & year of publication)

9.13.1 Description (Note 1)

The material shall consist of an homogenous mixture of [*Genus, species, subspecies* and strain of bacterium] (Note 2) complying with the requirements of WHO specification, together with fillers and any other necessary formulants. It shall be in the form of tablets for application after disintegration and dispersion in water. The formulation shall be dry, unbroken, free-flowing tablets and shall be free from visible extraneous matter. The formulation shall be in colour.

9.13.2 Active Ingredient (Note 3)

9.13.2.1 Identity

The active ingredient shall comply with an identity test and, where the identity remains in doubt, shall comply with at least one additional test.

9.13.2.2 Active ingredient content (biopotency)

The [*Genus, species, subspecies* and strain of bacterium] content shall be declared in International Toxic Units (ITU/mg product), and when determined by the method described in Note 4, the average biopotency shall not be less than 90% of the declared minimum content.

9.13.3 Relevant impurities and contaminants

9.13.3.1 Microbial contaminants

(Note 5)

9.13.3.2 Chemical impurities

The material shall be free from beta-exotoxin when tested with the fly larvae toxicity test (Notes 6 and 7) or an equivalent HPLC method.

9.13.3.3 Water (WHO test method M7R1)

Maximum g/kg (Note 8)

9.13.4. Physical properties

9.13.4.1 pH range (WHO test method M25, CIPAC MT 75.3), if required

pH range to

9.13.4.2 Persistent foam (CIPAC MT 47.2)

Maximum: ml after 1 minute.

9.13.4.3 Wet sieve test (CIPAC MT 185)

Maximum:% of the formulation shall be retained on a µm test sieve.

9.13.4.4 Suspensibility (CIPAC ± MT 184) (Note 9)

A minimum of ...% of the product shall be in suspension after 30 min in CIPAC Standard Water D at $30 \pm 2^{\circ}\text{C}$ (Note 10).

9.13.4.5 Tablet integrity (± test method under development)

No broken tablets.

Maximum degree of attrition:% (loose packed tablets).

Maximum degree of attrition:% (close packed tablets).

9.13.4.6 Disintegration time (method under consideration)

Maximum: min for total disintegration.

9.13.5 Storage stability

9.13.5.1 Stability at elevated temperature

(Method to be developed – Note 11.)

Note 1 In addition to the characteristics described in the clause, odour and taste may also be important criteria for acceptability of the product where the product is intended for application to drinking water supplies. There are no objective or consistent tests to determine acceptability of these characteristics. If odour and taste are to be checked it is recommended that, for this purpose, the product is diluted to the highest rate of use.

Note 2 The axenic (“pure”) single organism, with all relevant biological components associated with it, e.g., toxins, cellular parts and spores. The description must include information on any genetic modifications of the strain used.

Note 3 Information must be provided on the source and identification characteristics of reference material obtainable from an internationally recognised institution.

Note 4 Determination of the biopotency (toxicity) of *Bacillus thuringiensis* subsp. *israelensis* and *B. sphaericus* products.

Principles

Biopotency is tested by comparing mosquito larval mortality produced by the product under test with the mortality produced by the corresponding reference standard. Biopotency is measured in International Toxic Units (ITU) per mg of product.

Presently, there are two internationally recognized reference powders that allow determination of biopotency using bioassays of bacterial preparations to mosquito larvae, when used in conjunction with the methods described below.

The biopotency of products based on *Bacillus thuringiensis* subsp. *israelensis* (*Bti*) is compared against a lyophilized reference powder (IPS82, strain 1884) of this bacterial species, using early fourth-instar larvae of *Aedes aegypti* (strain Bora Bora). The toxicity of IPS82 has an arbitrarily assigned toxicity of 15,000 ITU/mg powder against this insect strain.

The biopotency of products based on *Bacillus sphaericus* (*Bsph*) is determined against a lyophilized reference powder (SPH88, strain 2362) of this bacterial species using early fourth-instar larvae of *Culex pipiens pipiens* (strain Montpellier). The toxicity of SPH88 has an arbitrarily assigned toxicity of 1,700 ITU/mg of powder against this insect strain.

The toxicity of all bacterial preparations based on *Bti* or *Bsph* can be determined against the above standard powders. The toxicity (ITU/mg) of products tested is determined according to the following formula:

$$\text{titre (ITU/mg) of product tested} = \frac{\text{titre standard (ITU/mg)} \times \text{LC}_{50} \text{ (mg/l) standard}}{\text{LC}_{50} \text{ (mg/l) unknown "X"}}$$

The use of alternative bacterial larvicide reference powders and/or alternative strains of mosquitoes in this test must be approached cautiously, because it is inevitable that different results will be obtained with them. Such alternatives must be the subject of careful cross-calibration against the reference powders and/or strains identified above. Ideally, such cross-calibration should be conducted by a group of independent expert laboratories. The alternative powders/strains, and the cross-calibration data which support them, should be made available to anyone who wishes to use, or check, the test with the alternative powders/strains.

Method

Apparatus and reagents

Top-drive homogenizer or stirrer.
Ice bath (container of crushed ice).
Analytical balance (accurate to ± 0.1 mg).
Top-pan balance (accurate to ± 10 mg), preferably with tare facility.
Deionised water.
Wetting agent (e.g. Tween 80).
200 ml borosilicate glass or plastic beakers.
500 ml wide-necked, screw-capped, clear glass bottle.
100 ml screw-capped clear glass bottles.
Micropipette.
10 ml pipette.
12 ml plastic tubes with stoppers or caps.
200 ml plastic or wax-coated paper cups.

(i) Preparation of reference standard suspensions for calibration of the bioassay

Before preparing the suspension, check that stirring/blending of the wetting agent/water mixture, described in the following paragraph, does not lead to foaming. If it does, dilute (e.g. 1:10) the wetting agent before use.

Accurately weigh about 50 mg (to the nearest 0.1 mg) of the reference standard powder and transfer it to a 200 ml beaker with 100 ml deionised water (it can be transferred directly to the 500 ml bottle if the neck is wide enough to accept the stirrer/blender head). Allow the mixture to stand for 30 min and add a small drop (about 0.2 mg) of wetting agent. Place the beaker in the ice bath and either stir or blend the mixture for 2 min. Check visually for any large particulates remaining and repeat the stirring/blending if there are any. Weigh or tare the 500 ml bottle and transfer the suspension/solution to it, rinsing carefully and thoroughly the beaker and stirrer/blender. Add further deionised water to make the weight of contents to 500 g (500 ml), cap the bottle and shake vigorously to mix the contents. Confirm, by microscopic examination of a small aliquot, that no aggregates of spores and crystals persist. If any are present, the contents must be subjected to further stirring/blending in the ice bath. This primary

suspension/solution contains 1 mg/10 ml and must be shaken vigorously immediately before removing aliquots.

Transfer 10 ml aliquots of the primary solution/suspension to clean 12 ml tubes that are stoppered/capped immediately. If transferring a number of aliquots, cap and shake the primary suspension/solution at intervals not exceeding 3 min, because the spores and crystals sediment quickly in water. The aliquots can be stored for a month at 4°C and for 2 years in a freezer at -18°C. Each contains 1 mg standard powder.

To prepare a “stock solution”, weigh or tare a 100 ml bottle. Transfer one of the 10 ml aliquots into the 100 ml bottle, rinsing carefully at least twice with deionised water, and fill to a total of 100 g. Shake the mixture vigorously (or use the blender) to produce a homogeneous suspension. Frozen aliquots must be homogenised thoroughly before use, because particles agglomerate during freezing. The “stock solution” contains 10 mg/l.

From the “stock solution”, subsequent dilutions are prepared directly in plastic cups filled (by weighing) with 150 ml de-ionized water. To each cup, 25 early L4 larvae of *Aedes aegypti* or *Culex pipiens* (depending on the bacterial species to be tested: *Aedes* for *Bti* and *Culex* larvae for *B. sphaericus*) are added first by means of a Pasteur pipette, prior to addition of bacterial suspensions. The volume of water added with the larvae is removed from the cup (by weighing) and discarded, to avoid changing of the volume in the cup. Using micropipettes, 600 µl, 450 µl, 300 µl, 150 µl, 120 µl and 75 µl of “stock solution” are added to separate cups and the solutions mixed to produce final concentrations of 0.04, 0.03, 0.02, 0.01, 0.008 and 0.005 mg/l, respectively, of the reference standard powder. Four replicate cups are used for each concentration and one for the control, which contains only 150 ml de-ionized water.

(ii) Preparation of suspensions of the product to be tested

For bioassay of preparations of dry products (TK, WP, WG, WT) of unknown toxicity, an initial homogenate is made in the same manner as described for the reference standard powder, above, except that the replicate determinations must be made on dilutions prepared by weighing separate test portions of the product. That is four replicate primary suspension/solutions must be prepared. For assay of a liquid formulation (SC), after suitable agitation, 100 mg is weighed instead of 50 mg (the “stock solution” then corresponding to 20 mg/l). Cups and larvae are prepared as described above and comparable dilutions are prepared as for the reference standard.

For products of unknown toxicity, perform range-finding bioassays, using a wide range of concentrations of the product under test, to determine its approximate toxicity. The results are then used to determine a narrower range of concentrations for a more precise bioassay.

(iii) Determination of toxicity

No food is added for *Aedes* larvae. For the *Culex* bioassay, finely ground yeast extract (1.5 mg) is added to the water and mixed to produce a concentration of 10 mg/l. All tests should be conducted at $28 \pm 2^\circ\text{C}$, with a 12-h light/12-h dark cycle. To avoid the adverse effects of evaporation of water in low humidity, the relative humidity should be maintained at $50 \pm 15\%$, if possible.

Each bioassay series should preferably involve 6 concentrations x 4 replicates x 25 larvae for the reference standard and the unknown and 100 larvae for the control. The aim is to identify a range of concentrations that give mortality between 5 to 95 % (because 100 larvae are used). Data giving 0 or 100 % mortality are ignored for the calculation of the LC_{50} . To prepare a valid dose-response curve, only concentrations giving values between 95% and 5% mortality should be used. A minimum of two dilution points must be above the LC_{50} and two below, to ensure the validity of the value. The sensitivity of the insect colony may require a slightly different 6 dilution series to be used.

Mortality is determined at 24 and 48 h by counting the live larvae remaining. If pupation occurs, the pupae should be removed and their numbers excluded from the

calculations. If more than 5% of larvae pupate, the test is invalidated because larvae do not ingest 24 hours before pupation and too many larvae may have survived simply because they were too old. Because of the very rapid killing action of *Bti*, usually there is no difference between the 24 and 48 h mortality. In this case, the 48-h count confirms the 24-h reading and provides a check on the possible influence of factors other than *Bti* components. Mortality is recorded at 48 h for *Bsph* preparations, due to its slower rate of action.

If the control mortality exceeds 5%, the mortalities of treated groups should be corrected according to Abbott's formula [Abbott, W. S., (1925). A method for computing the effectiveness of an insecticide. *Journal of Economic Entomology*, **18**, 265-267]:

$$\text{percentage (\%) control} = \frac{X - Y}{X \times 100}$$

where X = % survival in untreated control,
Y = % survival in treated sample.

Tests with a control mortality greater than 10%, or any pupation greater than 5%, should be discarded. Mortality-concentration regression lines may be drawn on gaussio-logarithmic paper but this is rather subjective. It is preferable to use a statistical program, such as SAS, which incorporates a Log Probit Analysis. With such a statistical program, Abbott's formula is not required because the correction is automatically carried out by the program. The toxicity of an unknown preparation is determined by estimation and comparison of the LC₅₀s of the tested product and reference standard preparations, using the formula described above. The toxicity of *Bti* preparations is defined by the count at 24 h after initiation of the test, whereas the toxicity of *Bsph* is defined by the count after 48 h of larval exposure.

For increased accuracy, bioassays should be repeated on at least three different days, concurrently with the assay of the reference standard, and the standard deviation of the means calculated. A test series is valid if the relative standard deviation (RSD or coefficient of variation, CV) is less than 25%.

(iv) **Production of test larvae**

L4 larvae are representative of the total sensitivity of the target population and convenient to handle. It is very important to use a homogenous population of early fourth instars, which are obtained within five day of hatching using standardized rearing methods.

For *Aedes aegypti*, eggs are laid in a cup lined with filter paper and filled one third with deionised water. The paper is dried at room temperature and kept for several months by storing in a sealed plastic bag at room temperature. When larvae are needed, the paper is immersed in de-chlorinated water. To synchronise hatching, add larval feed to the water 24 hours prior to adding the eggs. The bacterial growth will deoxygenate the water and this triggers egg hatching. This usually induces the first instars to hatch within 12 h. These larvae are then transferred to a container (25 x 25 x depth cm) containing 2 litres of de-chlorinated water, to obtain a population of 500 to 700 larvae per container. Larval feed may be flakes of protein as used for aquarium fish, or powdered cat biscuit, and the containers are held at 25 ± 2° C. It is important that the amount of food is kept low to avoid strong bacterial growth that kills the larvae. Several feedings with one or two days interval and daily observation of the larvae is optimal. If the water becomes turbid, replace all water by filtering out the larvae and transfer to a clean container with clean water and feed. Five to seven days later a homogenous population of early fourth instars (5 days old and 4 to 5 mm in length) should be obtained.

For *Culex pipiens pipiens* larvae, it is more difficult to obtain a homogenous population of fourth instars. Firstly, a large number of egg rafts must be laid and collected on the same day. These can be stored at 15-18°C in order to accumulate more eggs for hatching. The first instars are fragile and thus should not be handled. Development to the second instar usually takes 3-4 days at 25 ± 2° C after the eggs are laid. When ready, second instars are grouped in a tray with 3 L dechlorinated water of 4-6 cm depth, 800 – 1000 larvae per tray. Food (yeast extract and dog or cat biscuits) is

9.13 Bacterial larvicide water-dispersible tablets (WT), continued

provided as needed. Early fourth instars suitable for testing are usually obtained within 7 days, though sometimes 8 or 9 days are required.

Note 5 The maximum acceptable levels of microbial contaminants have not yet been determined.

Note 6 Fly larvae toxicity test: Bond R. P. M., *et al.* The thermostable exotoxin of *Bacillus thuringiensis*. In: Burges H. D. and Hussey N. W., eds. Microbial control of insects and mites. Academic Press, London, 1971.

Note 7 No test is required if the manufacturer has shown that the *Bacillus thuringiensis* strain is not capable of producing beta exotoxin. No test is required for *Bacillus sphaericus*, because this species is not known to produce exotoxins.

Note 8 Generally, the water content should not exceed 5%, to preclude premature degradation of the product.

Note 9 Bioassay is the only fully reliable method to measure the mass of active ingredient still in suspension. However, simpler methods such as gravimetric determination may be used on a routine basis provided that these methods have been shown to give equal results to those of the bioassay method. In case of dispute, the bioassay method shall be the referee method.

Note 10 Unless other temperatures and/or times are specified.

Note 11 Microbial larvicides should be stored at cool temperatures but accelerated storage stability tests would be most useful for rapid checks on the storage stability of products. At present, no standardised method is available. In the absence of an accelerated storage stability test, it is recommended that the following minimum standards be met:

- a) no more than 10% loss in biopotency below the labelled potency value when stored at 5°C for 2 years; and
- b) no more than 10% loss in biopotency below the labelled potency value when stored at 20 to 25°C for 1 year.

These storage stability tests shall be performed using representative product samples and the biopotency shall be assessed using the test method described in Note 4.

Results from the biopotency test may vary by up to $\pm 25\%$ from the average and this must be taken into account in determining the potency loss. If one- and two-year test data are not available at the time of drafting a specification, an estimate of the storage stability may be acceptable, pending completion of the tests.

9.21 BACTERIAL LARVICIDE AQUEOUS SUSPENSION CONCENTRATES (SC)

Note for preparation of draft specifications. Do not omit clauses or insert additional clauses, nor insert limits that are more lax than those than given in the guidelines, without providing justification. From the “Notes” provided at the end of this guideline, incorporate only those which are applicable to the particular specification.

..... [*Genus, species, subspecies* and strain of bacterium]
AQUEOUS SUSPENSION CONCENTRATE

[CIPAC number]/SC (month & year of publication)

9.21.1 Description (Note 1)

The material shall consist of a suspension of fine particles of technical [*Genus, species, subspecies* and strain of bacterium, Note 2], complying with the requirements of WHO specification....., in an aqueous phase together with suitable formulants. The formulation shall be in colour. After agitation the material shall be homogeneous (Note 3) and suitable for further dilution with water.

9.21.2 Active Ingredient (Note 4)

9.21.2.1 Identity

The active ingredient shall comply with an identity test and, where the identity remains in doubt, shall comply with at least one additional test.

9.21.2.2 Active ingredient content (biopotency)

The [*Genus, species, subspecies* and strain of bacterium] content shall be declared in International Toxic Units (ITU/mg product), and when determined by the method described in Note 5, the average biopotency shall not be less than 90% of the declared minimum content.

9.21.3 Relevant impurities and contaminants

9.21.3.1 Microbial contaminants

(Note 6).

9.21.3.2 Chemical impurities

The material shall be free from beta-exotoxin when tested with the fly larvae toxicity test (Notes 7 and 8) or an equivalent HPLC method.

9.21.4. Physical properties

9.21.4.1 pH range (WHO test method M25, CIPAC MT 75.3), if required

pH range to

9.21.4.2 **Persistent foam** (CIPAC MT 47.2)

Maximum: ml after 1 minute.

9.21.4.3 **Wet sieve test** (CIPAC MT 185)

Maximum:% of the formulation shall be retained on a μm test sieve.

9.21.4.4 **Spontaneity of dispersion \pm** (CIPAC MT 160)

A minimum of% of the product shall be in suspension after 5 min in CIPAC Standard Water D at $30 \pm 2^\circ\text{C}$ (Note 9).

9.21.4.5 **Suspensibility** (CIPAC \pm MT 184) (Note 10)

A minimum of% of the product shall be in suspension after 30 min in CIPAC Standard Water D at $30 \pm 2^\circ\text{C}$ (Note 9).

9.21.4.6 **Pourability** (CIPAC MT 148.1)

Maximum "residue": %.

9.21.5 **Storage stability**

9.21.5.1 **Stability at elevated temperature**

(Method to be developed – Note 11.)

Note 1 In addition to the characteristics described in the clause, odour and taste may also be important criteria for acceptability of the product where the product is intended for application to drinking water supplies. There are no objective or consistent tests to determine acceptability of these characteristics. If odour and taste are to be checked it is recommended that, for this purpose, the product is diluted to the highest rate of use.

Note 2 The axenic ("pure") single organism, with all relevant biological components associated with it, e.g., toxins, cellular parts and spores. The description must include information on any genetic modifications of the strain used.

Note 3 Before sampling to verify the formulation quality, inspect the commercial container carefully. On standing, suspension concentrates usually develop a concentration gradient from the top to the bottom of the container. This may even result in the appearance of a clear liquid on the top and/or sediment on the bottom. Therefore, before sampling, homogenize the formulation according to the instructions given by the manufacture or, in the absence of such instructions, by shaking of the commercial container. Large containers must be opened and stirred adequately. After this procedure, the container should not contain a sticky layer of non-dispersed matter at the bottom. A suitable and simple method of checking for a non-dispersed sticky layer "cake" is by probing with a glass rod or similar device adapted to the size and shape of the container. All the physical and chemical tests must be carried out on a laboratory sample taken after the recommended homogenization procedure.

Note 4 Information must be provided on the source and identification characteristics of reference material obtainable from an internationally recognised institution.

Note 5 Determination of the biopotency (toxicity) of *Bacillus thuringiensis* subsp. *israelensis* and *B. sphaericus* products.

Principles

9.21 Bacterial larvicide aqueous suspension concentrates (SC), continued

Biopotency is tested by comparing mosquito larval mortality produced by the product under test with the mortality produced by the corresponding reference standard. Biopotency is measured in International Toxic Units (ITU) per mg of product.

Presently, there are two internationally recognized reference powders that allow determination of biopotency using bioassays of bacterial preparations to mosquito larvae, when used in conjunction with the methods described below.

The biopotency of products based on *Bacillus thuringiensis* subsp. *israelensis* (*Bti*) is compared against a lyophilized reference powder (IPS82, strain 1884) of this bacterial species, using early fourth-instar larvae of *Aedes aegypti* (strain Bora Bora). The toxicity of IPS82 has an arbitrarily assigned toxicity of 15,000 ITU/mg powder against this insect strain.

The biopotency of products based on *Bacillus sphaericus* (*Bsph*) is determined against a lyophilized reference powder (SPH88, strain 2362) of this bacterial species using early fourth-instar larvae of *Culex pipiens pipiens* (strain Montpellier). The toxicity of SPH88 has an arbitrarily assigned toxicity of 1,700 ITU/mg of powder against this insect strain.

The toxicity of all bacterial preparations based on *Bti* or *Bsph* can be determined against the above standard powders. The toxicity (ITU/mg) of products tested is determined according to the following formula:

$$\text{titre (ITU/mg) of product tested} = \frac{\text{titre standard (ITU/mg)} \times \text{LC}_{50} \text{ (mg/l) standard}}{\text{LC}_{50} \text{ (mg/l) unknown "X"}}$$

The use of alternative bacterial larvicide reference powders and/or alternative strains of mosquitoes in this test must be approached cautiously, because it is inevitable that different results will be obtained with them. Such alternatives must be the subject of careful cross-calibration against the reference powders and/or strains identified above. Ideally, such cross-calibration should be conducted by a group of independent expert laboratories. The alternative powders/strains, and the cross-calibration data which support them, should be made available to anyone who wishes to use, or check, the test with the alternative powders/strains.

Method

Apparatus and reagents

Top-drive homogenizer or stirrer.
Ice bath (container of crushed ice).
Analytical balance (accurate to ± 0.1 mg).
Top-pan balance (accurate to ± 10 mg), preferably with tare facility.
Deionised water.
Wetting agent (e.g. Tween 80).
200 ml borosilicate glass or plastic beakers.
500 ml wide-necked, screw-capped, clear glass bottle.
100 ml screw-capped clear glass bottles.
Micropipette.
10 ml pipette.
12 ml plastic tubes with stoppers or caps.
200 ml plastic or wax-coated paper cups.

(i) Preparation of reference standard suspensions for calibration of the bioassay

Before preparing the suspension, check that stirring/blending of the wetting agent/water mixture, described in the following paragraph, does not lead to foaming. If it does, dilute (e.g. 1:10) the wetting agent before use.

Accurately weigh about 50 mg (to the nearest 0.1 mg) of the reference standard powder and transfer it to a 200 ml beaker with 100 ml deionised water (it can be transferred directly to the 500 ml bottle if the neck is wide enough to accept the stirrer/blender head). Allow the mixture to stand for 30 min and add a small drop (about 0.2 mg) of wetting agent. Place the beaker in the ice bath and either stir or blend the mixture for 2 min. Check visually for any large particulates remaining and repeat the stirring/blending if there are any. Weigh or tare the 500 ml bottle and transfer the

suspension/solution to it, rinsing carefully and thoroughly the beaker and stirrer/blender. Add further deionised water to make the weight of contents to 500 g (500 ml), cap the bottle and shake vigorously to mix the contents. Confirm, by microscopic examination of a small aliquot, that no aggregates of spores and crystals persist. If any are present, the contents must be subjected to further stirring/blending in the ice bath. This primary suspension/solution contains 1 mg/10 ml and must be shaken vigorously immediately before removing aliquots.

Transfer 10 ml aliquots of the primary solution/suspension to clean 12 ml tubes that are stoppered/capped immediately. If transferring a number of aliquots, cap and shake the primary suspension/solution at intervals not exceeding 3 min, because the spores and crystals sediment quickly in water. The aliquots can be stored for a month at 4°C and for 2 years in a freezer at -18°C. Each contains 1 mg standard powder.

To prepare a “stock solution”, weigh or tare a 100 ml bottle. Transfer one of the 10 ml aliquots into the 100 ml bottle, rinsing carefully at least twice with deionised water, and fill to a total of 100 g. Shake the mixture vigorously (or use the blender) to produce a homogeneous suspension. Frozen aliquots must be homogenised thoroughly before use, because particles agglomerate during freezing. The “stock solution” contains 10 mg/l.

From the “stock solution”, subsequent dilutions are prepared directly in plastic cups filled (by weighing) with 150 ml de-ionized water. To each cup, 25 early L4 larvae of *Aedes aegypti* or *Culex pipiens* (depending on the bacterial species to be tested: *Aedes* for *Bti* and *Culex* larvae for *B. sphaericus*) are added first by means of a Pasteur pipette, prior to addition of bacterial suspensions. The volume of water added with the larvae is removed from the cup (by weighing) and discarded, to avoid changing of the volume in the cup. Using micropipettes, 600 µl, 450 µl, 300 µl, 150 µl, 120 µl and 75 µl of “stock solution” are added to separate cups and the solutions mixed to produce final concentrations of 0.04, 0.03, 0.02, 0.01, 0.008 and 0.005 mg/l, respectively, of the reference standard powder. Four replicate cups are used for each concentration and one for the control, which contains only 150 ml de-ionized water.

(ii) Preparation of suspensions of the product to be tested

For bioassay of preparations of dry products (TK, WP, WG, WT) of unknown toxicity, an initial homogenate is made in the same manner as described for the reference standard powder, above, except that the replicate determinations must be made on dilutions prepared by weighing separate test portions of the product. That is four replicate primary suspension/solutions must be prepared. For assay of a liquid formulation (SC), after suitable agitation, 100 mg is weighed instead of 50 mg (the “stock solution” then corresponding to 20 mg/l). Cups and larvae are prepared as described above and comparable dilutions are prepared as for the reference standard.

For products of unknown toxicity, perform range-finding bioassays, using a wide range of concentrations of the product under test, to determine its approximate toxicity. The results are then used to determine a narrower range of concentrations for a more precise bioassay.

(iii) Determination of toxicity

No food is added for *Aedes* larvae. For the *Culex* bioassay, finely ground yeast extract (1.5 mg) is added to the water and mixed to produce a concentration of 10 mg/l. All tests should be conducted at $28 \pm 2^\circ\text{C}$, with a 12-h light/12-h dark cycle. To avoid the adverse effects of evaporation of water in low humidity, the relative humidity should be maintained at $50 \pm 15\%$, if possible.

Each bioassay series should preferably involve 6 concentrations x 4 replicates x 25 larvae for the reference standard and the unknown and 100 larvae for the control. The aim is to identify a range of concentrations that give mortality between 5 to 95 % (because 100 larvae are used). Data giving 0 or 100 % mortality are ignored for the calculation of the LC_{50} . To prepare a valid dose-response curve, only concentrations giving values between 95% and 5% mortality should be used. A minimum of two dilution points must be above the LC_{50} and two below, to ensure the validity of the

value. The sensitivity of the insect colony may require a slightly different 6 dilution series to be used.

Mortality is determined at 24 and 48 h by counting the live larvae remaining. If pupation occurs, the pupae should be removed and their numbers excluded from the calculations. If more than 5% of larvae pupate, the test is invalidated because larvae do not ingest 24 hours before pupation and too many larvae may have survived simply because they were too old. Because of the very rapid killing action of *Bti*, usually there is no difference between the 24 and 48 h mortality. In this case, the 48-h count confirms the 24-h reading and provides a check on the possible influence of factors other than *Bti* components. Mortality is recorded at 48 h for *Bsph* preparations, due to its slower rate of action.

If the control mortality exceeds 5%, the mortalities of treated groups should be corrected according to Abbott's formula [Abbott, W. S. (1925). A method for computing the effectiveness of an insecticide. *Journal of Economic Entomology*, **18**, 265-267]:

$$\text{percentage (\%) control} = \frac{X - Y}{X \times 100}$$

where X = % survival in untreated control,
Y = % survival in treated sample.

Tests with a control mortality greater than 10%, or any pupation greater than 5%, should be discarded. Mortality-concentration regression lines may be drawn on gaussian-logarithmic paper but this is rather subjective. It is preferable to use a statistical program, such as SAS, which incorporates a Log Probit Analysis. With such a statistical program, Abbott's formula is not required because the correction is automatically carried out by the program. The toxicity of an unknown preparation is determined by estimation and comparison of the LC_{50} s of the tested product and reference standard preparations, using the formula described above. The toxicity of *Bti* preparations is defined by the count at 24 h after initiation of the test, whereas the toxicity of *Bsph* is defined by the count after 48 h of larval exposure.

For increased accuracy, bioassays should be repeated on at least three different days, concurrently with the assay of the reference standard, and the standard deviation of the means calculated. A test series is valid if the relative standard deviation (RSD or coefficient of variation, CV) is less than 25%.

(iv) Production of test larvae

L4 larvae are representative of the total sensitivity of the target population and convenient to handle. It is very important to use a homogenous population of early fourth instars, which are obtained within five days of hatching using standardized rearing methods.

For *Aedes aegypti*, eggs are laid in a cup lined with filter paper and filled one third with deionised water. The paper is dried at room temperature and kept for several months by storing in a sealed plastic bag at room temperature. When larvae are needed, the paper is immersed in de-chlorinated water. To synchronise hatching, add larval feed to the water 24 hours prior to adding the eggs. The bacterial growth will deoxygenate the water and this triggers egg hatching. This usually induces the first instars to hatch within 12 h. These larvae are then transferred to a container (25 x 25 x depth cm) containing 2 litres of de-chlorinated water, to obtain a population of 500 to 700 larvae per container. Larval feed may be flakes of protein as used for aquarium fish, or powdered cat biscuit, and the containers are held at $25 \pm 2^\circ \text{C}$. It is important that the amount of food is kept low to avoid strong bacterial growth that kills the larvae. Several feedings with one or two days interval and daily observation of the larvae is optimal. If the water becomes turbid, replace all water by filtering out the larvae and transfer to a clean container with clean water and feed. Five to seven days later a homogenous population of early fourth instars (5 days old and 4 to 5 mm in length) should be obtained.

For *Culex pipiens pipiens* larvae, it is more difficult to obtain a homogenous population of fourth instars. Firstly, a large number of egg rafts must be laid and

9.21 Bacterial larvicide aqueous suspension concentrates (SC), continued

collected on the same day. These can be stored at 15-18°C in order to accumulate more eggs for hatching. The first instars are fragile and thus should not be handled. Development to the second instar usually takes 3-4 days at $25 \pm 2^\circ \text{C}$ after the eggs are laid. When ready, second instars are grouped in a tray with 3 L dechlorinated water of 4-6 cm depth, 800 – 1000 larvae per tray. Food (yeast extract and dog or cat biscuits) is provided as needed. Early fourth instars suitable for testing are usually obtained within 7 days, though sometimes 8 or 9 days are required.

Note 6 The maximum acceptable levels of microbial contaminants have not yet been determined.

Note 7 Fly larvae toxicity test: Bond R. P. M., *et al.* The thermostable exotoxin of *Bacillus thuringiensis*. In: Burges H. D. and Hussey N. W., eds. Microbial control of insects and mites. Academic Press, London, 1971.

Note 8 No test is required if the manufacturer has shown that the *Bacillus thuringiensis* strain is not capable of producing beta exotoxin. No test is required for *Bacillus sphaericus*, because this species is not known to produce exotoxins.

Note 9 Unless other temperatures and/or times are specified.

Note 10 Bioassay is the only fully reliable method to measure the mass of active ingredient still in suspension. However, simpler methods such as gravimetric determination may be used on a routine basis provided that these methods have been shown to give equal results to those of the bioassay method. In case of dispute, the bioassay method shall be the referee method.

Note 11 Microbial larvicides should be stored at cool temperatures but accelerated storage stability tests would be most useful for rapid checks on the storage stability of products. At present, no standardised method is available. Bacterial larvicide aqueous suspension concentrates are particularly sensitive to high temperatures, they should normally be stored at temperatures not exceeding 15°C and should be retested if stored for more than 1 year. In the absence of an accelerated storage stability test, it is recommended that the following minimum standards be met:

- a) no more than 10% loss in biopotency below the labelled potency value when stored at 5°C for 2 years; and
- b) no more than 10% loss in biopotency below the labelled potency value when stored at 15°C for 1 year.

These storage stability tests shall be performed using representative product samples and the biopotency shall be assessed using the test method described in Note 5.

Results from the biopotency test may vary by up to $\pm 25\%$ from the average and this must be taken into account in determining the potency loss. If one- and two-year test data are not available at the time of drafting a specification, an estimate of the storage stability may be acceptable, pending completion of the tests.

GUIDELINES ON SAMPLING FOR THE QUALITY CONTROL OF PESTICIDE TECHNICAL GRADE ACTIVE INGREDIENTS AND FORMULATED PRODUCTS

1. OBJECTIVE

The objective of this sampling procedure is to provide sufficient representative material for testing the packaging and physical and chemical properties of pesticides, to ensure that pesticides moving in trade meet their minimum quality specifications, and that their physical state and chemical composition are suitable for safe and efficient use. The guidelines are not intended for process quality control in manufacturing, formulation or packaging.

The procedure has been established to ensure that samples are collected safely and at an appropriate stage, are representative, and will arrive at their destination intact. The procedure may be used for commercial or official regulatory purposes.

2. SAFETY PRECAUTIONS

Pesticides are toxic chemicals which can poison if handled improperly. These sampling guidelines are not intended to provide detailed safety instructions and therefore sampling inspectors should be informed of, and comply with, the safety precautions required for specific pesticides and should wear appropriate protective clothing as indicated by labels or pictograms. The general precautions to be taken include the following.

- Take great care to avoid contamination of the skin or clothing, ingestion of pesticides, or inhalation of dusts and vapours. Take similar care to avoid contamination of personal belongings and the local environment. Do not keep food in the immediate vicinity. If practicable, sample pesticides only in a well ventilated environment.
- Take care to avoid spillage or splashing of liquids or spreading of dusts. Take particular care in handling leaking containers or those with a build up of material around the opening.
- Before sampling make sure washing facilities are available, in case of accidental spillage and for adequate washing after sampling is completed.
- Do not eat, smoke or drink during sampling nor before removing protective clothing and washing thoroughly.
- Attach labels to sample containers before starting the sampling. As far as practicable, ensure that the outsides of sample containers are not contaminated with the sample material.
- Ensure the safe and proper cleaning of equipment and the safe disposal of contaminated materials such as personal protective clothing and equipment, tissue paper, etc.

3. DEFINITIONS

Active ingredient: the biologically active part of the pesticide formulation.

Analytical portion: a portion of a suitably prepared and appropriately homogenized laboratory sample which is analyzed or tested; also known as a test portion.

Batch: an identifiable quantity of an active ingredient or formulation which has been manufactured, processed and stored under conditions which are presumed uniform.

Notes Each batch which is to be tested must be sampled separately.

The batch should be marked with the batch number by the manufacturer or processor. Batches which are not identified with a (single) batch number, or

Appendix A

which are evidently not uniform, may be sampled as if they are more than one batch.

Batches which exceed 5000 kg may be sampled as if they are more than one batch.

Bulk sample: the combined total of the primary samples taken from the batch.

Notes The bulk sample should be mixed thoroughly before dividing it to produce (at least three) equal laboratory samples.

The bulk sample should not be less than 300 g or 300 ml for technical materials, 600 ml for liquid formulations and 1800g for solid formulations. These requirements may be increased, depending upon the tests required.

*Where the bulk sample is comprised of small packages (e.g. sachets), each containing less than these quantities: **either** the packages should be opened and the contents thoroughly, but carefully, mixed before subdivision into the laboratory samples; **or** the intact packages should be divided equally and randomly between the laboratory samples but, in this case, each laboratory sample must consist of at least three individual containers.*

Where a batch of a formulation is stored or transported in single bulk container, the bulk sample should consist of primary samples taken from a number of points in the batch.

Consignment: a quantity of one or more materials delivered at one time. A consignment of pesticides may consist of one or more batches or parts of batches.

Distribution: the process by which pesticides are supplied through trade channels to local or international markets.

End users: the persons or organizations using the pesticide for its intended purpose.

Formulation: the combination of active ingredient(s) and formulants intended to facilitate the application of a pesticide and make it effective for the purpose claimed.

IATA: International Air Transport Association

ICAO: International Civil Aviation Organization

IMO: International Maritime Organization

Inspector (Sampling Officer): a person who has been properly trained in reliable and safe sampling, and who is authorized by the responsible authority to examine pesticides and take samples for controlling the quality of pesticides and their packing.

Note The inspector should carry an appropriate identification or authorization document.

Label: the written or graphic information on, or attached to, the immediate container of the pesticide and its external packaging, if any.

Laboratory sample: the portion of material which is obtained by the specified sampling procedure, and which is sent to the laboratory for testing.

Notes The laboratory sample should not be less than 100 g or 100 ml for technical materials, 200 ml for liquid formulations and 600 g for solid formulations. These requirements may be increased, depending upon the tests required.

Where the laboratory sample is comprised of more than one intact container of a formulation, each container shall be analyzed individually, if practicable. In this case, each container shall meet the specification and, in case of dispute, the containers comprising the replicate laboratory samples shall also be analyzed separately.

Packing: the container together with the protective wrapping used to transport pesticides, via wholesale or retail distribution, to end users.

Appendix A

Packing unit: an individual container containing pesticide, and/or a retail package containing a number of smaller packages or containers (each usually less than 2 l or 2 kg) of a pesticide.

Primary sample: a quantity of material, loose or packaged, taken, with or without a sampling tool, from a single sampling position in a container or batch.

Notes Where a formulation is packaged for the end user in quantities larger than that required for the bulk sample, the primary sample and the bulk sample may be indistinguishable as the corresponding laboratory samples are withdrawn from a single container.

For small packages containing less material than the minimum amount required for the bulk sample, the next larger packing unit (e.g. a box containing a sufficient number of small packages) may be opened to take randomly the necessary number of small packages (i.e. primary samples) to prepare the bulk sample.

RID: International Regulations concerning the Carriage of Dangerous Goods by Rail.

Random sampling: a sampling procedure in which each package or portion of material has an equal chance of being chosen.

Referee analysis: an analysis performed in an independent laboratory staffed by suitably experienced personnel, agreed by the parties to a dispute, in order to certify the quality of a disputed sample.

Registration certificate: a document issued by the responsible government organization which sets out, among others things, the conditions of use, handling instructions, quality, the labelling and packaging specifications for a formulated pesticide.

Responsible authority: the government agency or agencies responsible for regulating the manufacture, distribution and/or use of pesticides, and more generally for implementing registration.

Sampling Assistant: a person allocated to help the inspector in handling containers, sampling equipment etc.

Note A Sampling Assistant can only take samples under supervision from the inspector.

Sampling Report: the standard report form completed by the inspector at the time of sampling and countersigned by the person designated to be responsible for the batch at the time the sample is taken.

Note At least four copies are required, one to be attached to each laboratory sample and one to be retained by the inspector for his/her own record.

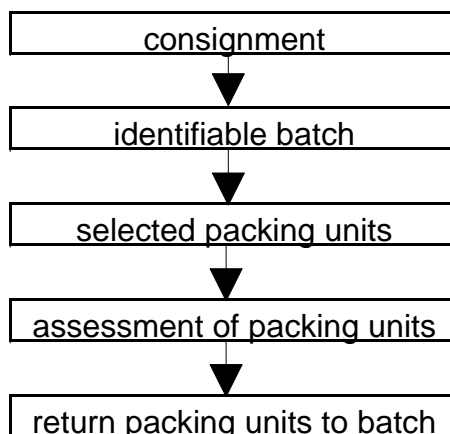
Testing laboratory: a laboratory which is authorized by the responsible authority to test pesticides for their compliance with quality specifications.

4. GENERAL PRINCIPLES OF SAMPLING

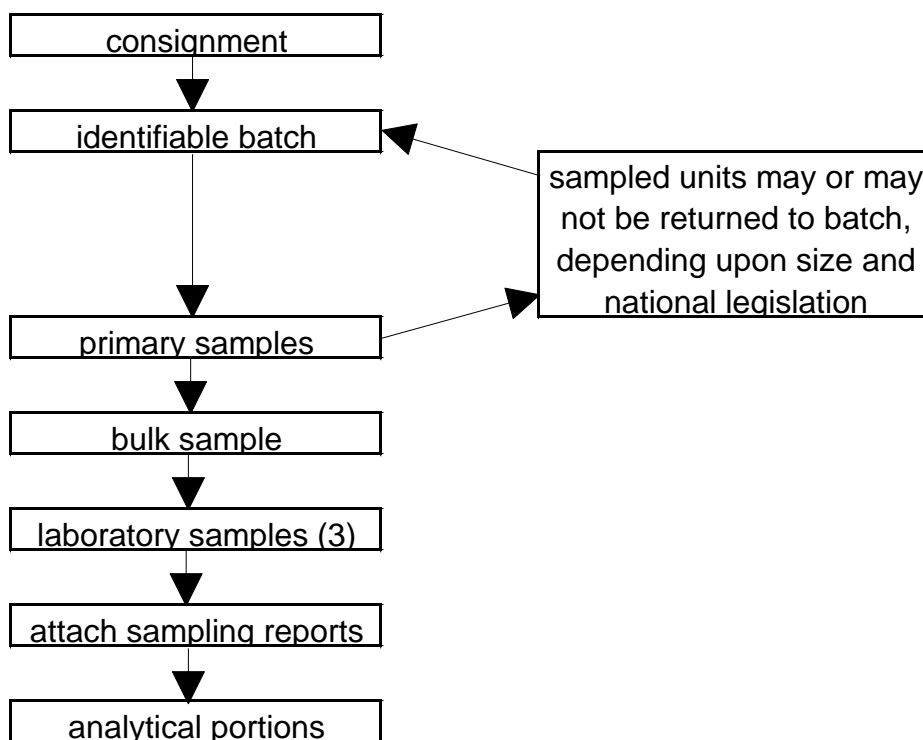
Sampling and subsequent analysis of the sample taken constitute the most effective way to monitor compliance with quality specifications. Although sampling should preferably be done by removing material from positions in a batch which are chosen in a statistically random manner, in practice the positions may be limited by accessibility and safety. If random sampling is not practicable, the method of selecting primary samples should be noted in the Sampling Report under Remarks.

Appendix A

The general sampling protocol for on-site examination of packaging is as follows.



The general sampling protocol for laboratory testing is as follows.



Where applicable, the samples for laboratory testing may be taken from packing units which have been selected for on-site examination.

Sampling may be carried out at any point in the distribution of pesticides, from the factory to the retail outlet. Where national legislation permits pesticides to be sold from opened containers, these may also be subject to sampling for quality control at the point of sale or use.

The role of the inspector in collecting samples and forwarding them to the testing laboratory is crucial to the success of the testing carried out. The inspector must be well trained in sampling procedures. In all cases the sampling technique used must ensure that the samples taken enable the analyst to provide results which are representative of the material sampled. The Inspector must therefore follow established procedures for sampling, handling and packaging.

The basic principles of sampling of technical grade active ingredients and formulations differ because of their subsequent uses. Technical grade active ingredients are processed into

Grey shading = new/revised or deleted [‡] text or numbers in second revision (Nov 2010).

Appendix A

formulations. During this procedure the raw material is likely to be mixed thoroughly and consequently its average properties should be determined from composite samples representing the batch. On the other hand, each container of a formulation should meet the quality specification. Consequently the material removed from each package should be analyzed separately.

The quality of technical grade active ingredients should be tested at manufacturing or formulating plants, etc., before formulation.

Formulated pesticides may be checked before distribution at manufacturing, formulating and packing plants or, in the case of imported formulations, at central depots or stores. If practicable, samples should be taken from retail outlets before the beginning of the normal season of use for the pesticide, so that effective corrective action can be taken, if required.

The bulk sample should be thoroughly mixed and divided into three equal laboratory samples. The three laboratory samples are provided for: the testing laboratory; the organization agreed by both parties to retain referee samples; and the person designated responsible for the batch at the time of sampling. A Sampling Report should be completed in a minimum of four copies. One copy of the sampling report should accompany each laboratory sample and the last copy should be retained by the Inspector.

The recommended form of Sampling Report is shown in Annex I. In the remarks section of the report, the Inspector should record his/her observations of the suitability of the storage conditions; whether the pesticide was exposed to frost, water, prolonged sunshine or high temperature; whether opened containers were present; the apparent homogeneity of the batch; whether segregated fractions of the formulation were sampled separately and how many such samples were taken from the batch.

5 PREPARATIONS FOR SAMPLING

Appropriate, clean equipment and containers must be used to take and retain samples, to avoid contamination from outside sources, to ensure that contamination of the sampling officer is minimized and to enable the analyst to analyze the submitted material satisfactorily.

Bottles, their seals, and sampling equipment must have been approved by the testing laboratory. Bottles should be made of glass but solvent-resistant plastic may be satisfactory in certain cases.

To prepare for sampling

(a) Collect information on:

- the toxicity of, and handling instructions for, the pesticides to be sampled;
- the amount of laboratory sample required for the tests.
- the nature and identity of pesticide materials to be sampled and the number and sizes of packing units involved;

(b) Select appropriate:

- sampling apparatus, e.g. 50-100 ml pipettes; 3-way pipette fillers; siphon-and-lift hand pumps (possibly with interchangeable non-drip discharge tubes suitable for hydrocarbons); dip tubes; sample triers, scoops etc.; sample bottles (preferably glass containers with caps that can be tightly closed); plastic bags (without ventilation holes); plastic sheets; tools for opening pesticide containers; containers for pesticides where the original containers are to be emptied;
- portable balance(s) with a suitable weighing range;
- labels which can be firmly glued or otherwise attached to the sample containers;
- sealing tape and wax seal, or official printed tape to certify the authorized opening of containers and to indicate the amount taken as sample (only where national legislation permits selling resealed containers);
- personal safety devices, e.g. appropriate gloves (suitable for handling drums, cans packages, sampling devices and sample containers), aprons, dust masks, an effective

Grey shading = new/revised or deleted [±] text or numbers in second revision (Nov 2010).

Appendix A

respirator where necessary, safety goggles, tissue paper, first aid kit, soap, towel and a supply of water for washing;

- case for sampling equipment and sample containers which enables them to be carried and transported safely;
- absorbent material (e.g. sawdust, vermiculite or similar material) for filling the space around sample containers.

Note Newspaper, polystyrene granules or wood wool are not satisfactory absorbents.

(c) Check the availability of:

- a sufficient number of Sampling Report sheets;
- writing and marking pens;
- a valid identification document or authorization of the Inspector (Sampling Officer);
- Sampling Assistants;
- vehicle for carrying sampling personnel, equipment and samples.
- transportation for the samples to the laboratories.

(d) Notify:

- the individual responsible for the site in advance of the sampling date to ensure the availability of responsible personnel to handle pesticide containers during the sampling operations;
- the laboratories of the types and numbers of samples likely to be sent for analysis.

Note Merchants or retailers who are re-packing pesticide formulations for sale in small quantities should not be notified in advance.

6. MONITORING THE PROPERTIES OF PESTICIDE PACKAGES.

The quality of packaging is assessed by external examination of original intact containers or packages. The number of packing units to be selected from randomly chosen positions depends on the size of the batch, as follows: up to 5 units, each unit; for 6-100 units, 5 units; for more than 100 units, 1 for every 20 units. Each selected packing unit shall meet the quality specification.

Notes

- (a) *The packing is acceptable if all containers selected randomly as samples are intact, their contents do not leak during shaking or turning, there is no observable sign of pesticide contamination on the surface of the containers, and the material and size of the packing comply with the Registration Certificate. Deformation of containers is unacceptable if the contents are thereby pressurized or if the containers are rendered more difficult or hazardous to store, to transport or to use.*
- (b) *The permanent label and any attached documents are acceptable if they are clearly legible, intelligible and give the information which is specified in the Registration Certificate. Secondary packaging, if any, of the pesticide containers is acceptable if it indicates clearly the nature of the contents and the hazard involved.*
- (c) *Where the nominal gross mass (or the nominal nett mass and the nominal mass of the container) is specified, the mass of the contents of pesticide containers should be checked by weighing the intact containers with their contents.*

Where only the nett mass or volume is specified, the mass of the contents of pesticide containers should be checked by weighing the intact containers complete with contents. The mass of the container (and of the contents where the volume is specified) must then be determined. Where practicable, the following procedure should be performed in the laboratory but, if not, suitable

Grey shading = new/revised or deleted [±] text or numbers in second revision (Nov 2010).

Appendix A

alternative containers are required on site and the Inspector must take due care in transferring the pesticide. The measurements should be made on a minimum of 3 containers. Carefully and completely remove the entire contents into a suitable alternative container. Where the nett volume is specified, calculate the nominal nett mass either from the measured specific gravity or from the specific gravity quoted in the pesticide specification. Sum the mean mass of the empty containers with the nominal mass content to obtain the estimated nominal gross mass. Compare the measured gross masses of the selected containers with the estimated nominal gross mass and, where the deviation exceeds the specified value (or that permitted by national legislation), determine the nett masses or volumes by removal of the contents. Where the same pesticide, in identical containers, is to be checked on a number of occasions, the nominal gross mass estimated for the first batch may be used to check subsequent batches.

The accuracy of the mass or volume measurements should be equal to or better than 1/4th of the acceptable deviation from the nominal mass or volume, in the quality specification. For example, if the nominal gross mass is 550 g and the permitted deviation is $\pm 2\%$ then its mass equivalent is 11 g. Consequently the accuracy of the weighing should be ± 2.5 g or better (and the resolution of the balance should be ± 1 g).

- (d) *The Inspector should pay attention to the general condition of the packages during sampling. If any deficiency (deformation, leakage, loose labels, etc.) is observed, the packages in the remainder of the batch should be examined individually and the defective ones removed. Their further use should be determined on a case-by-case basis depending on national legislation and the corrective actions which are practicable.*

7. SAMPLING FOR TESTING PHYSICAL AND CHEMICAL PROPERTIES

7.1 TECHNICAL GRADE ACTIVE INGREDIENTS

In the case of packed pesticides the number of primary samples to be taken and aggregated into a bulk sample is as follows: up to 5 packing units, 1 primary sample from each unit; 6-100 units, 1 primary sample from 5 units; over 100 units, 1 primary sample per 20 units.

Where the technical grade active ingredient is transported or stored in a single, large bulk, 15 primary samples should be taken from randomly selected parts of the batch.

The minimum mass of the bulk sample should be 300 g and 3 equal laboratory samples should be withdrawn from it after mixing: one to be sent to the testing laboratory, the second to be retained by the supplier of the pesticide and the third to be kept for referee analysis in case of dispute. The referee sample should be retained by an organization agreed by both parties.

Note Bulk samples and laboratory samples of technical grade active ingredients must be made homogeneous, as far as is practicable, before subdivision. In order to facilitate homogenization of laboratory samples, liquid pesticides may be carefully warmed to a maximum of 40°C, in the laboratory. Warming of bulk samples in the field should not be attempted.

7.2 FORMULATIONS

In an acceptable batch of formulated pesticide, the material in each individual container should meet the specification. Therefore each bulk sample taken for testing should normally be obtained from a single packing unit and may consist of one or more primary samples taken from that packing unit. The packing unit and the corresponding method for obtaining primary/bulk samples should be identified as follows.

- (i) For end-user containers which each hold sufficient formulation to be subdivided into three laboratory samples (i.e. holding 600 ml or more for liquid formulations and 1800 g or more for solid formulations), the bulk sample is obtained from a single container and no primary sampling is required. The contents should be well mixed before opening the container and

Grey shading = new/revised or deleted [±] text or numbers in second revision (Nov 2010).

Appendix A

removal of the three laboratory samples. In the case of large containers, each laboratory sample should consist of material removed from the top, middle and bottom of the container, as far as is practicable.

- (ii) For end-user containers which each hold less than is required for three laboratory samples (i.e. holding less than 600 ml for liquid formulations or less than 1800 g for solid formulations), the bulk sample should be taken from a single packing unit consisting of multiple small containers (the primary samples) which, when aggregated, will provide sufficient formulation to be subdivided into three laboratory samples. If individual containers are not packaged into larger units at the time of sampling, the bulk sample should be aggregated from sufficient containers taken at one point in the batch.

The individual containers of the bulk sample should normally be opened, their contents should be mixed thoroughly (taking special care with granules and water-dispersible formulations) and subdivided into three laboratory samples. Alternatively, if required (where the containers are also to be tested by the laboratory, for example), the individual containers may remain intact but each laboratory sample should then consist of a minimum of three containers and each should be analyzed separately.

- (iii) Bulk tankers or wagons should be sampled by taking three primary samples, each a minimum of 200 ml (of liquid formulations) or 600 g (of solid formulations), from different depths of the tank or at the beginning, middle and end of discharging. The primary samples should be aggregated into a bulk sample, well-mixed and subdivided into three laboratory samples.

One of the laboratory samples should be sent to the testing laboratory, the second should be retained by the supplier of the pesticide and the third should be kept for referee analysis in case of dispute. The referee sample should be retained by an organization agreed by both parties.

Where an identifiable batch of end-user packaged formulation cannot be presumed uniform (e.g. where there are no data from previously satisfactory similar batches, etc.), separate bulk samples should be taken from the number of sampling positions indicated in Table 1. These bulk samples must not be aggregated but should be identified and analyzed separately. If a batch may be presumed uniform, bulk samples may be taken from fewer positions (a minimum of one) in the batch. Batches of solid formulations, particularly granular formulations, are less easily judged to be uniform than are liquid formulations and should normally be sampled in accordance with the requirements of Table 1.

Table 1. Number of bulk samples to be selected randomly for testing physical and chemical properties of formulated pesticides

Number of packing units in the batch	Number of packing units from which primary/bulk samples are to be taken
up to 10	1
11 to 20	2
21 to 40	3
>40	3 plus 1 for every additional 20 units up to a maximum of 15 sampled units

The sampling report should indicate whether the storage conditions could have been unsatisfactory for formulations which must be protected from frost, extreme heat or moisture.

If national legislation permits, the nett contents of open containers may be restored (where samples have been taken from several containers) by combining their contents if the samples removed represent more than 10% of the nett contents. In this case, reseal the containers with official tape to indicate that they have been sampled.

7.2.1 LIQUID FORMULATIONS (SOLUTIONS, EMULSIFIABLE CONCENTRATES, SUSPENSION CONCENTRATES, EMULSIONS)

Using appropriate care, containers which are to be opened for sampling should be shaken, rolled, tumbled or otherwise agitated (using methods which could be adopted by end users) before sampling, to try to achieve physical homogeneity. Before taking samples, the contents of containers of liquid pesticides should be visually checked, where practicable, for any physical heterogeneity, such as crystallization, precipitation, sedimentation or separation. A rod may be

Grey shading = new/revised or deleted [‡] text or numbers in second revision (Nov 2010).

Appendix A

used to check for the presence of dense sediment. After complete or partial emptying, inspect containers again for sediment which was not re-suspended.

Where the separated components of formulations cannot be redissolved or homogenized by methods which can also be used in the field before application of the formulation, this must be recorded in the sampling report.

Note Such a formulation is not suitable for use and separate samples should be taken from the segregated portions as evidence of the deteriorated condition. Subsequent analysis may be omitted. An estimate should be made of the amount or depth of any sediment or separated layers remaining.

The samples from containers which are to be opened should be collected, using appropriate apparatus such as a pump or pipette, into glass bottles or other containers that can be tightly closed.

7.2.2 PARTICULATE SOLIDS (DUSTS, DISPERSIBLE POWDERS, WATER DISPERSIBLE GRANULES, GRANULAR FORMULATIONS)

Particulate solid formulations are not usually sensitive to frost, although they are frequently affected by high temperatures and moisture. A batch that has been stored in an exposed state (e.g. in inadequately sealed bags) must be regarded as non-uniform and the number of bulk samples taken should be in accordance with Table 1.

Granular formulations (especially those such as GR, WG, SG etc.) may undergo mechanical segregation of the different particle sizes during transport and when being transferred to other containers. At the initial sampling and when samples are subdivided for preparing the laboratory sample and analytical portions, the utmost care must be exercised to obtain a representative portion of the material.

Where applicable, CIPAC methods MT 58.1 and MT 166, should be used for sampling solids. Otherwise, bags may be sampled through a top corner. The primary samples from a single bag should be collected with an appropriate dip tube, trier, sampling probe or scoop and aggregated, to form the bulk sample, in a glass bottle, plastic bag or other container that can be tightly closed. The dip tube, etc., should be inserted through the opening diagonally across the bag and should be long enough to reach the bottom. Using a long-handled scoop, the bag may be tilted so that primary samples can be taken from the top, middle and bottom parts of the bag. Other types of container should be opened appropriately and sampled in a similar way to bags.

The bulk sample from each bag, or other container of the pesticide, should be divided into 3 equal laboratory samples, preferably using a mechanical sample divider. If a mechanical divider is not available, laboratory samples should be prepared by manual division, paying the utmost attention to avoiding contamination of the working environment, as follows.

- Transfer the bulk sample into a polyethylene bag large enough to be about one third full.
- Mix the contents by inverting the securely closed bag at least 10 times, put the bag on a flat surface and spread the material within it over as large an area as possible. (The sample layer should be approximately 1 cm deep.)
- Divide the spread material into 6 approximately equal portions and combine pairs of portions to form each laboratory sample (e.g. 1st and 4th; 2nd and 5th; 3rd and 6th).

Where a formulation in water soluble bags is to be sampled, intact bags must be taken complete with contents, preferably from freshly opened commercial packs. The individual bags must not be opened but despatched for testing as quickly as possible.

8. SHIPPING AND TRANSPORTING SAMPLES

Care must be taken to avoid spillage, leakage or deterioration of samples during packaging and transport. Pesticide samples which are packed improperly and broken during transport can endanger the health of both transport handlers and laboratory staff.

The following example procedure may be adopted when packing and shipping pesticide samples.

Grey shading = new/revised or deleted [±] text or numbers in second revision (Nov 2010).

Appendix A

- (a) Place each sealed sample container, clearly marked with a sample number which corresponds to that on the accompanying Sampling Report, in a plastic bag and seal with tape.
- (b) Line a robust container of about 4 l capacity (e.g. a plastic or metal can with a securely fitting lid) with a suitably large plastic bag.
- (c) Half-fill the plastic-lined container with absorbent material to immobilize the sample bottles and to absorb any leakage from broken bottles.
- (d) Place the Sampling Reports in a separate plastic bag, seal it and place it in the container. Fill the remainder of the container with absorbent material.
- (e) Close the container and seal its lid. Attach securely labels showing:
 - (i) the address of the testing laboratory, and the name of the contact unit or person;
 - (ii) the appropriate hazard classification of the pesticide;
 - (iii) arrow(s) indicating the "up" position of the samples.

When pesticide samples are transported, the regulations of ICAO, IMO, RID or IATA must be met as applicable.

Name and address of store or plant:

Name of pesticide:

Manufacturer/supplier:

Batch No:

Batch total quantity (kg, l or pcs):

Date of manufacture:

On-site tests

Number of packing units selected: pcs.

Specified gross mass, or nett mass/volume, of containers:

Minimum and maximum measured gross masses of containers:

Mean measured mass of empty containers (if applicable):

Estimated nominal gross mass of containers (if applicable):

Quality of packing:

Quality of label:

Sampling for laboratory tests

Number of packing units sampled:

Amount and number of primary samples taken for bulk sample:

Location of the reference sample and name of responsible person:

Remarks:

Date.....

.....
Name and signature
of Inspector

.....
Name and signature
of owner or representative
of store/plant

Appendix B

SUPPLY AND CERTIFICATION OF REFERENCE SUBSTANCES OF PESTICIDE ACTIVE INGREDIENTS

INTRODUCTION

Reference substances of known content are often essential for the quantitative determination of pesticide active ingredients in different types of sample and at various concentration levels. They are available from various sources. It is important that the active ingredient content is declared and certified (Note 1).

1. SUPPLY OF REFERENCE SUBSTANCES

There are two sources for the supply of certified reference substances:

- the manufacturer of the active ingredient in question;
- standards institutions or companies selling reference substances.

1.1 Supply by the manufacturer

The manufacturer of a pesticide technical grade active ingredient, or its formulations, is obliged to supply a certified reference substance in the following cases:

1.1.1 Trade relations between customer and manufacturer

The customer, or an independent laboratory, might want to check the active ingredient content of material delivered by the manufacturer. This is to be done on the basis of the specification and using the analytical method stated therein. The manufacturer's certified reference substances should be made available to the customer so as to avoid any discrepancy in the analytical results, which could otherwise be derived from differences in the purity of the reference substances used by the two parties.

1.1.2 Relations between manufacturer and registration authorities

Each company (not only the inventor company) applying for the registration of a pesticide (new a.i. or formulation) must supply its own certified reference substance, if required by the registration authorities.

1.2 Supply by reference substances producers or suppliers

There are various standards institutions and commercial companies which offer reference substances. They should normally be approached if reference substances are required in situations different from those mentioned above. On request manufacturers may, at their discretion, also supply reference substances in such cases.

2. CERTIFICATION

A certificate of identity and determined content, together with the corresponding measurement uncertainty and a reference to the method(s) of analysis used, must always accompany each sample of a certified reference substance. Descriptions such as "greater than ..%" are unacceptable. The recommended storage conditions and an expiry date shall be stated.

Note 1 For more detailed information, see CIPAC Handbook D, pages 186-196.

Appendix C

GLOSSARY OF TERMS

Note. Definitions of pesticide formulation types are given in Appendix E together with the CropLife International 2-letter coding system.

Term	Definition
Active ingredient(s)	The component(s) of a formulation responsible for the direct or indirect biological activity against pests and diseases, or in regulating metabolism/growth, etc. A single active ingredient may be comprised of one or more chemical or biological entities which may differ in relative activity. A formulation may contain one or more active ingredients.
Agglomerate	Particles bound firmly together.
Aggregate	Particles adhering loosely together.
ALINA	Asociación Latinoamericana de la Industria Nacional de Agroquímicos
AOAC	AOAC International, formerly the Association of Official Analytical Chemists.
Apparent density	see Density.
Attrition	The wearing away of the surface of a solid by friction or impact, particularly by particle-to-particle interaction. See also Friability.
Batch	A defined quantity of material produced in a single series of operations.
Bulk density	see Density.
CA	Chemical Abstracts®.
Carrier	A solid formulant added to a technical grade active ingredient as an absorbent or diluent.
CAS® No.	Chemical Abstracts Service® Registry number.
CIPAC	Collaborative International Pesticides Analytical Council.
CropLife International	Formerly known as GCPF and also GIFAP.
Closed meeting	A meeting of the JMPS dealing with confidential information, where participation is confined exclusively to experts appointed by FAO/WHO. Proposers and/or others may be invited by FAO/WHO for consideration of specific issues.
Compatibility	The absence of adverse or unwanted reactions/interactions (physical, chemical or biological) when chemicals or formulations are mixed together.
Contaminant (biological)	For the purposes of this Manual, any unexpected biological entity or parts thereof (other than components which may be considered as chemical contaminants), occurring by any means in a technical or formulated pesticide. See also Impurity.
Contaminant (chemical)	For the purposes of this Manual, an unexpected substance or material, or a mixture, occurring by any means in a technical or formulated pesticide. See also Impurity.
Cream	An opaque layer accumulating at the top or the bottom of an emulsion.
Density	Mass per unit volume of substance at a stated temperature. The units of volume and mass must be stated, e.g. grams per millilitre at 20 ± 2°C. Bulk density of powders and granules refers to their apparent density, including air, etc., incorporated into the bulk. Bulk density values are affected by settling (e.g. by tapping), compaction or pressure.
Device	For the purposes of this Manual, any physical or mechanical entity which is loaded with a quantity of pesticide, ready for immediate use without dilution, mixing, etc.

Grey shading = new/revised or deleted [±] text or numbers in second revision (2010).

Appendix C

GLOSSARY OF TERMS

Note. Definitions of pesticide formulation types are given in Appendix E together with the CropLife International 2-letter coding system.

Term	Definition
Dispersibility	The ease with which an insoluble solid or liquid material may be dispersed uniformly in a liquid.
Dust	A fine solid material, potentially airborne, with particle size less than 50 µm.
ECCA	European Crop Care Association
Ecotoxicological profile	A summary of data on ecotoxicological endpoints that may have consequences for aquatic and terrestrial organisms, due to possible exposure dependent on the intended uses, for a particular pesticide.
ELINCS No.	European List of Notified Chemical Substances number (for new chemicals).
EINECS No.	European Inventory of Existing Commercial Chemical Substances number (for existing chemicals).
Equivalence (equivalent)	<p>The FAO International Code of Conduct on the Distribution and Use of Pesticides defines equivalence broadly as: “the determination of the similarity of the impurity and toxicological profile, as well as of the physical and chemical properties, presented by supposedly similar technical material originating from different manufacturers, in order to assess whether they present similar levels of risk”.</p> <p>In practice, determination of equivalence by the JMPs involves a comparative assessment of the impurity and toxicological profiles, as well as data for the physical and chemical properties, of technical grade active ingredients (TC/TK) produced by different manufacturers or by different manufacturing routes. The comparison is made with the reference profile in each case. If the materials can share a common specification, and if the degree of similarity is such that the material(s) produced by the additional manufacturer(s), or the new manufacturing route(s), present(s) risks that are considered to be no greater than the TC/TK on which the reference profiles are based, the additional/new material(s) can be considered equivalent to the original TC/TK.</p> <p>Formulations of a particular pesticide are regarded as equivalent if they are prepared from equivalent TCs/TKs and conform to the same specification but this does not imply that they necessarily provide equal efficacy or present identical risks in a particular application.</p>
Endpoint	Measurable physico-chemical, ecological or toxicological characteristic or parameter of the test system (usually an organism) that is chosen as the most relevant assessment criterion (e.g. temperature of decomposition, death in an acute test or tumour incidence in a chronic study).
Evaluator	An expert attending the JMPs, assigned by FAO/WHO to perform the evaluation of data provided in support of a proposed FAO/WHO specification, or of a proposed extension to an existing specification, following the procedural principles laid down in the current edition of this Manual.
FAO	Food and Agriculture Organization of the United Nations.
FAO/WHO specifications	International standards of quality for pesticides evaluated and published by FAO/WHO.
Filler	An inert solid formulant used as a diluent.

Grey shading = new/revised or deleted [±] text or numbers in second revision (Nov 2010).

Appendix C

GLOSSARY OF TERMS

Note. Definitions of pesticide formulation types are given in Appendix E together with the CropLife International 2-letter coding system.

Term	Definition
Fines	see Undersize particles.
Flammable	Readily ignitable.
Flammable liquid	A liquid having a flash point of not less than 21°C and not more than 55°C, as determined by a closed cup method. See also Highly flammable liquid.
Flash point	The lowest temperature at which a material forms a flammable vapour/air mixture under standard conditions.
Flocculation	Aggregation of particles suspended in a liquid.
Flowability	Ability of materials to flow freely under stated conditions.
Formulant	Any substance, other than a technical grade active ingredient, intentionally incorporated in a formulation.
Formulation	A pesticide preparation containing technical grade active ingredient(s) and formulant(s) in a form suitable for use.
Friability	The tendency of a solid, such as a granule or tablet, to disintegrate by crumbling. See also Attrition.
Hazard	The inherent property of a substance, agent or situation having the potential to cause undesirable consequences (e.g. properties that can cause adverse effects or damage to health, the environment or property). For the purposes of this Manual, the term substances encompasses active ingredients and formulations and undesirable consequences are described in the definition of relevant impurities. See also Risk.
Highly flammable liquid	A liquid having a flash point of less than 21°C as determined by a closed cup method. See also Flammable liquid.
Impurity (biological)	A biological entity or parts thereof (other than components which may be considered as chemical contaminants) arising from manufacture of an active ingredient derived from a biological source. For the purposes of this Manual, the definition does not include impurities derived from formulants or other additives. See also Contaminant and Relevant impurity.
Impurity (chemical)	A by-product arising from manufacture of the active ingredient or derived from the active ingredient during formulation or storage. For the purposes of this Manual, the definition does not include impurities derived solely from formulants or other additives, before or during storage. See also Contaminant and Relevant impurity.
Impurity profile	Maximum concentrations of all impurities (including “unknowns”) in a technical grade active ingredient produced by a manufacturer using a single process, derived from analysis of production batches. In general, the impurities are those with manufacturing specification limits at or above 1 g/kg but lower limits apply to exceptionally hazardous impurities. Where the same active ingredient is produced at different sites by the same manufacturer and manufacturing route, the profile should encompass all sites. Where the manufacturing route differs between sites, or the manufacturers differ, the impurity profiles should be defined separately. These data are confidential and not included in evaluations.
INCI No.	International Nomenclature of Cosmetic Ingredients number.
Independent laboratory validation	See peer validation.

Grey shading = new/revised or deleted [‡] text or numbers in second revision (Nov 2010).

Appendix C

GLOSSARY OF TERMS

Note. Definitions of pesticide formulation types are given in Appendix E together with the CropLife International 2-letter coding system.

Term	Definition
Interested parties	Organizations or individuals, such as commercial companies, pesticide registration authorities, non-governmental organizations, and scientists concerned with pesticide specifications.
ISO	International Organization for Standardization, which publishes common names for pesticides which have generally been developed by the British Standards Institution (BSI). E-ISO indicates the English form of the name and F-ISO indicates the French form. French names are identified as masculine (m) or feminine (f) as appropriate.
IUPAC	International Union of Pure and Applied Chemistry.
JMPR	FAO/WHO Joint Meeting on Pesticide Residues. Comprised of the FAO Panel of Experts on Pesticide Residues in Food and the Environment and the WHO Core Assessment Group on Pesticide Residues.
JMPS	FAO/WHO Joint Meeting on Pesticide Specifications. A group of experts appointed by FAO and WHO to deal with pesticide specifications.
Lot	Part or all of a consignment that may comprise part of, all of, one manufacturing batch.
Lump	A macroscopic piece of solid matter without regular shape.
Manual	The current edition or revision of the Manual on the development and use of FAO/WHO specifications for pesticides.
Minimum requirements data	Data required to evaluate proposals for FAO/WHO specifications. Such data are the minimum considered necessary to evaluate all aspects of the specification.
Non-flammable	Not readily ignitable, with a flash point above 55°C as determined by a closed cup method.
Open meeting	A meeting of the JMPS where, in addition to experts invited by FAO/WHO, participation is open to anyone who wishes to attend.
Oversize particles	Particles of a solid material larger than a specified size.
Peer validation (also known as Independent laboratory validation)	Validation of an analytical method by a (peer) laboratory operating independently from that of the originator of the method. The two laboratories may belong to the same organisation, as long as the analysts, equipment, etc., are distinct and operate separately and without collusion for the validation. The validation process will follow the peer verification procedure of AOAC International (or similar).

Appendix C

GLOSSARY OF TERMS

Note. Definitions of pesticide formulation types are given in Appendix E together with the CropLife International 2-letter coding system.

Term	Definition
Pesticide	Any substance, or mixture of substances, or micro-organisms including viruses, intended for repelling, destroying or controlling any pest, including vectors of human or animal disease, nuisance pests, unwanted species of plants or animals causing harm during or otherwise interfering with the production, processing, storage, transport, or marketing of food, agricultural commodities, wood and wood products or animal feeding stuffs, or which may be administered to animals for the control of insects, arachnids or other pests in or on their bodies. The term includes substances intended for use as insect or plant growth regulators; defoliants; desiccants; agents for setting, thinning or preventing the premature fall of fruit; and substances applied to crops either before or after harvest to protect the commodity from deterioration during storage and transport. The term also includes pesticide synergists and safeners, where they are integral to the satisfactory performance of the pesticide. The term “technical pesticide” refers to technical materials and technical concentrates. The term “formulated pesticide” refers to any formulation containing a pesticide.
Phytotoxic	Phytotoxicity is the capacity of a compound to cause temporary or long-lasting damage to plants. The damage may be general or restricted to certain species or cultivars of plants. Phytotoxic impurities or contaminants in a herbicide may extend the range of plants damaged beyond that expected.
Proposer	Any manufacturer, group of manufacturers, or interested party, which submits a draft specification and a data package, to FAO/WHO for evaluation, in support of a new specification or for extension of an existing specification.
Reference specification	The current published specification for a pesticide, where this has been developed according to evaluation procedures similar to that given in this Manual (i.e. 1999-on for FAO specifications and 2002-on for WHO specifications). The reference specification is subject to review and may be revised in the light of emergent information, or to incorporate the formulations of a subsequent manufacturer. The reference specification is used as the first criterion in the determination of equivalence of a technical grade active ingredient and/or formulation of a parallel or subsequent manufacturer.
Reference profile	<p>The impurity, toxicological and ecotoxicological profiles upon which the original specification for a technical grade active ingredient is based.</p> <p>The reference profiles are used for the determination of equivalence. A reference profile is not amended by the data supporting additional technical grade active ingredients that are subsequently judged to be equivalent but, following a review of specifications by the JMPS, a new reference profile may supersede an earlier one.</p> <p>Generally, the reference profile of impurities relates to the technical grade active ingredient supported by the most complete toxicological and ecotoxicological profiles.</p>
Release date	The date from which the supplier guarantees a shelf-life of at least 2 years, unless stated otherwise, under actual conditions of storage in the area where the technical grade active ingredient or formulation is to be marketed.

Grey shading = new/revised or deleted [±] text or numbers in second revision (Nov 2010).

Appendix C

GLOSSARY OF TERMS

Note. Definitions of pesticide formulation types are given in Appendix E together with the CropLife International 2-letter coding system.

Term	Definition
Relevant impurity	A by-product of the manufacture or storage of a pesticide which, compared with the active ingredient, is toxicologically significant to health or the environment, is phytotoxic to treated plants, causes taint in food crops, affects the stability of the pesticide, or causes any other adverse effect. Water may be a relevant impurity if it can adversely affect the stability of the pesticide or the manufacture of a satisfactory formulation. Insoluble material may also be a relevant impurity in a TC/TK if formulations to be prepared from them would block spray filters/nozzles, or fail the wet sieve test, for example. An impurity may be non-relevant in one pesticide or product and relevant in another, even though it occurs in both, because relevance is determined by impurity hazards relative to those of the active ingredient.
Risk	A function of the probability of an adverse health or environmental effect, and the severity of that effect, following exposure to a hazard.
Sedimentation	The fall of particles in a continuous medium (usually liquid for specification purposes).
Seed treatment	The process of coating or impregnating seeds with a chemical.
Sieving	Separation of particles according to their size by the use of sieves.
Size distribution	The mass or numerical frequency distribution of the particles of a solid particulate material.
Size range	Lower and upper limits in size of a particulate material.
Subsequent, additional or parallel manufacturer	Any pesticide manufacturer other than the proposer of the original specification.
Surfactant	A formulant which reduces the interfacial tension of two boundary surfaces, thereby increasing the emulsifying, spreading, dispersibility and/or wetting properties of liquids or solids.
Tank mix	Two or more formulations mixed in the spray tank (including non-pesticide formulations e.g. liquid fertilizers) .
Tap density	see Density.
Tolerance	Permitted limits of variation for active ingredient content from a given value. Known as “certified limits” in some countries.
Toxicological profile	A summary of data on toxicological endpoints that may have consequences for human health, due to exposure <i>via</i> various routes, for a particular pesticide.
Undersize particles	Particles of a solid material smaller than a specified size.
WHO	World Health Organization.
WHOPES	WHO Pesticide Evaluation Scheme.

Grey shading = new/revised or deleted [‡] text or numbers in second revision (Nov 2010).

Appendix D

CODING OF ACTIVE INGREDIENTS, SPECIFICATIONS AND METHOD STATUS

ISO common names are used in specifications and methods of analysis, where possible. Each specification or CIPAC method of analysis is assigned a number based on the CIPAC code number for the chemical and its derivatives, forming a cross-reference between the FAO/WHO specification and the method of analysis. The CIPAC website (www.cipac.org) should be consulted for new codes.

1. CODING OF PESTICIDE CHEMICALS

Individual code numbers have been allocated according to the CIPAC system, given in APPENDICES F and G. Derivatives of parent compounds are coded with a suffix, based on ISO 257, allocated as indicated below:

Inorganic cations	Ester radicals	Inorganic anions	Acid radicals/organic anions
003 Li ⁺	201 methyl	301 F ⁻	401 acetate (acetyl)
007 NH ₄ ⁺	202 ethyl	302 Cl ⁻	402 propanoate (propanoyl)
011 Na ⁺	203 propyl	303 Br ⁻	403 butyrate (butanoyl)
012 Mg ²⁺	204 <i>iso</i> -propyl	304 I ⁻	404 pentanoate
013 Al ³⁺	205 <i>n</i> -butyl	305 OH ⁻	405 hexanoate
019 K ⁺	206 <i>sec</i> -butyl	306 SO ₄ ²⁻	406 heptanoate
020 Ca ²⁺	207 <i>tert</i> -butyl	307 SO ₃ ²⁻	407 octanoate
029 Cu ²⁺	208 pentyl (amyl)	308 NO ₃ ⁻	408 laurate
030 Zn ²⁺	209 isoamyl	309 NO ₂ ⁻	409 stearate
	210 hexyl	310 PO ₄ ³⁻	411 oleate
	211 heptyl	311 PO ₃ ³⁻	412 benzoate
Organic cations	212 mexyl	312 dichloride	413 naphthoate
101 MeNH ₂	213 octyl	313 dibromide	414 metilsulfate
102 Me ₂ NH	214 meptyl		415 tris(albesilate)
103 EtNH ₂	215 <i>iso</i> -octyl		
104 Et ₂ NH	216 nonyl		
105 <i>iso</i> -propylNH ₂	217 decyl		
106 (<i>iso</i> -propyl) ₂ NH	218 lauryl		
107 butNH ₂	219 stearyl		
108 <i>sec</i> -butNH ₂	220 oleyl		Ester radical and salt
109 <i>tert</i> -butNH ₂	221 butometyl		501 methyl sodium
110 olamine	222 butotyl		
111 diolamine	223 ethadyl		Other
112 trolamine	224 etotyl		601 hydrochloride
113 diclexine	225 propargyl		602 oxychloride
114 trimesium	226 tefuryl		603 (I)oxide
115 piperazine	227 benzyl		604 Bordeaux mixture
116 Et ₃ N	228 dimethyl		
117 Tris(2-hydroxy-ethyl)ammonium	229 diethyl		
	230 2-butoxypropyl		
	231 <i>iso</i> -butyl		

Mixtures of pesticides are indexed alphabetically.

2. STATUS OF ANALYTICAL AND TEST METHODS

The status of a CIPAC analytical or test method is indicated as:

Full method	M/F
Provisional method	M/P
Tentative method	

Grey shading = new/revised or deleted [±] text or numbers in second revision (2010).

Appendix E

From CropLife International Technical Monograph no 2, 6th Edition. Revised May 2008. Catalogue of pesticide formulation types and international coding system.

Code	Term	Definition
AE	Aerosol dispenser	A container-held formulation which is dispersed generally by a propellant as fine droplets or particles upon the actuation of a valve.
AL	Any other liquid	A liquid not yet designated by a specific code, to be applied undiluted.
AP	Any other powder	A powder not yet designated by a specific code, to be applied undiluted.
BR	Briquette	Solid block designed for controlled release of active ingredient into water.
CB	Bait concentrate	A solid or liquid intended for dilution before use as a bait.
CP	Contact powder	Rodenticidal or insecticidal formulation in powder form for direct application. Formerly known as tracking powder (TP).
CS	Capsule suspension	A stable suspension of capsules in a fluid, normally intended for dilution with water before use.
DC	Dispersible concentrate	A liquid homogeneous formulation to be applied as a solid dispersion after dilution in water. (Note: there are some formulations which have characteristics intermediate between DC and EC).
DP	Dustable powder	A free-flowing powder suitable for dusting.
DS	Powder for dry seed treatment	A powder for application in the dry state directly to the seed.
DT	Tablet for direct application	Formulation in the form of tablets to be applied individually and directly in the field, and/or bodies of water, without preparation of a spraying solution or dispersion
EC	Emulsifiable concentrate	A liquid, homogeneous formulation to be applied as an emulsion after dilution in water.
EG	Emulsifiable Granule	A granular formulation, which may contain water-insoluble formulants, to be applied as an oil-in-water emulsion of the active ingredient(s) after disintegration in water.
EO	Emulsion, water in oil	A fluid, heterogeneous formulation consisting of a solution of pesticide in water dispersed as fine globules in a continuous organic liquid phase.
EP	Emulsifiable powder	A powder formulation, which may contain water-insoluble formulants, to be applied as an oil-in-water emulsion of the active ingredient(s) after dispersion in water.
ES	Emulsion for seed treatment	A stable emulsion for application to the seed either directly or after dilution.
EW	Emulsion, oil in water	A fluid, heterogeneous formulation consisting of a solution of pesticide in an organic liquid dispersed as fine globules in a continuous water phase.
FS	Flowable concentrate for seed treatment	A stable suspension for application to the seed, either directly or after dilution.

Grey shading = new/revised or deleted [±] text or numbers in second revision (Nov 2010).

Appendix E

From CropLife International Technical Monograph no 2, 6th Edition. Revised May 2008. Catalogue of pesticide formulation types and international coding system.

Code Term

Definition

FU	Smoke generator	A combustible formulation, generally solid, which upon ignition releases the active ingredient(s) in the form of smoke.
GA	Gas	A gas packed in pressure bottle or pressure tank.
GE	Gas generating product	A formulation which generates a gas by chemical reaction.
GL	Emulsifiable gel	A gelatinized formulation to be applied as an emulsion in water.
GR	Granule	A free-flowing solid formulation of a defined granule size range ready for use.
GS	Grease	Very viscous formulation based on oil or fat.
GW	Water soluble gel	A gelatinized formulation to be applied as an aqueous solution.
HN	Hot fogging concentrate	A formulation suitable for application by hot fogging equipment, either directly or after dilution.
KK	Combi-pack solid/liquid	A solid and a liquid formulation, separately contained within one outer pack, intended for simultaneous application in a tank mix.
KL	Combi-pack liquid/liquid	Two liquid formulations, separately contained within one outer pack, intended for simultaneous application in a tank mix.
KN	Cold fogging concentrate	A formulation suitable for application by cold fogging equipment, either directly or after dilution.
LN	Long-lasting insecticidal net	A slow- or controlled-release formulation in the form of netting, providing physical and chemical barriers to insects. LN refers to both bulk netting and ready-to-use products, for example mosquito nets.
LS	Solution for seed treatment	A clear to opalescent liquid to be applied to the seed either directly or as a solution of the active ingredient after dilution in water. The liquid may contain water-insoluble formulants.
MC	Mosquito coil	A coil which burns (smoulders) without producing a flame and releases the active ingredient into the local atmosphere as a vapour or smoke.
ME	Micro-emulsion	A clear to opalescent, oil and water containing liquid, to be applied directly or after dilution in water, when it may form a diluted micro-emulsion or a conventional emulsion.
OD	Oil dispersion	A stable suspension of active ingredient(s) in a water-immiscible fluid, which may contain other dissolved active ingredient(s), intended for dilution with water before use.
OF	Oil miscible flowable concentrate (oil miscible suspension)	A stable suspension of active ingredient(s) in a fluid intended for dilution in an organic liquid before use.
OL	Oil miscible liquid	A liquid, homogeneous formulation to be applied as a homogeneous liquid after dilution in an organic liquid.
OP	Oil dispersible powder	A powder formulation to be applied as a suspension after dispersion in an organic liquid.
PA	Paste	Water-based, film-forming composition.

Grey shading = new/revised or deleted [±] text or numbers in second revision (Nov 2010).

Appendix E

From CropLife International Technical Monograph no 2, 6th Edition. Revised May 2008. Catalogue of pesticide formulation types and international coding system.

Code	Term	Definition
PR	Plant rodlet	A small rodlet, usually a few centimetres in length and a few millimetres in diameter, containing an active ingredient.
PS	Seed coated with a pesticide	Self defining.
RB	Bait (ready for use)	A formulation designed to attract and be eaten by the target pests.
SC	Suspension concentrate(= flowable concentrate)	A stable suspension of active ingredient(s) with water as the fluid, intended for dilution with water before use.
SD	Suspension concentrate for direct application	A stable suspension of active ingredient(s) in a fluid, which may contain other dissolved active ingredient(s), intended for direct application, to rice paddies, for example.
SE	Suspo-emulsion	A fluid, heterogeneous formulation consisting of a stable dispersion of active ingredients in the form of solid particles and fine globules in a continuous water phase.
SG	Water soluble granule	A formulation consisting of granules to be applied as a true solution of the active ingredient after dissolution in water, but which may contain insoluble inert ingredients.
SL	Soluble concentrate	A clear to opalescent liquid to be applied as a solution of the active ingredient after dilution in water. The liquid may contain water-insoluble formulants.
SO	Spreading oil	Formulation designed to form a surface layer on application to water.
SP	Water soluble powder	A powder formulation to be applied as a true solution of the active ingredient after dissolution in water, but which may contain insoluble inert ingredients.
ST	Water soluble tablet	Formulation in form of tablets to be used individually, to form a solution of the active ingredient after disintegration in water. The formulation may contain water-insoluble formulants.
SU	Ultra-low volume (ULV) suspension	A suspension ready for use through ULV equipment.
TB	Tablet	Pre-formed solids of uniform shape and dimensions, usually circular, with either flat or convex faces, the distance between faces being less than the diameter.
TC	Technical material	A material resulting from a manufacturing process comprising the active ingredient, together with associated impurities. This may contain small amounts of necessary additives.
TK	Technical concentrate	A material resulting from a manufacturing process comprising the active ingredient, together with associated impurities. This may contain small amounts of necessary additives and appropriate diluents.
UL	Ultra-low volume (ULV) liquid	A homogeneous liquid ready for use through ULV equipment.

Grey shading = new/revised or deleted [±] text or numbers in second revision (Nov 2010).

Appendix E

From CropLife International Technical Monograph no 2, 6th Edition. Revised May 2008. Catalogue of pesticide formulation types and international coding system.

Code	Term	Definition
VP	Vapour releasing product	A formulation containing one or more volatile active ingredients, the vapours of which are released into the air. Evaporation rate is normally controlled by using suitable formulations and/or dispensers.
WG	Water dispersible granules	A formulation consisting of granules to be applied after disintegration and dispersion in water.
WP	Wettable powder	A powder formulation to be applied as a suspension after dispersion in water.
WS	Water dispersible powder for slurry seed treatment	A powder to be dispersed at high concentration in water before application as a slurry to the seed.
WT	Water dispersible tablet	Formulation in the form of tablets to be used individually, to form a dispersion of the active ingredient after disintegration in water.
XX	Others	Temporary categorization of all other formulations not listed above.
ZC	A mixed formulation of CS and SC	A stable suspension of capsules and active ingredient(s) in fluid, normally intended for dilution with water before use.
ZE	A mixed formulation of CS and SE	A fluid, heterogeneous formulation consisting of a stable dispersion of active ingredient(s) in the form of capsules, solid particles, and fine globules in a continuous water phase, normally intended for dilution with water before use.
ZW	A mixed formulation of CS and EW	A fluid, heterogeneous formulation consisting of a stable dispersion of active ingredient(s) in the form of capsules and fine globules in a continuous water phase, normally intended for dilution with water before use.

For record keeping purposes, the suffix "SB" should be added to the formulation code, if the material is packaged in a sealed water soluble bag (e.g. WP-SB).

Appendix F, CIPAC codes for pesticides, in numerical order (from the CIPAC website (www.cipac.org))

Code	Pesticide	Code	Pesticide	Code	Pesticide
1	2,4-D	55	diquat	107	phenkapton
2	MCPA	56	paraquat	108	phenthoate
3	DDT	57	ferbam	109	phosalone
4	HCH	58	dimefox	110	phosphamidon
5	bromophos	59	dimethoate	111	chloridazon
6	2,4,5-T	60	endosulfon	112	fenchlorphos
7	chlorates	61	maneb	113	tetradifon
8	nicotine	62	metaldehyde	114	tetrasul
9	lead arsenate	63	propham	115	thiometon
10	parathion	64	schradan	116	triamiphos
11	dichlorvos	65	tecnazene	117	vamidodithion
12	malathion	66	TEPP	118	fenoprop
13	chlordan	67	TCA	119	chlorobenzilate
14	methoxychlor	68	trichlorfon	120	chloropropylate
15	diazinon	69	zinc phosphide	121	coumaphos
16	dieldrin	70	warfarin	122	crufomate
17	lime sulfur	71	mercury compounds	123	dicofol
18	sulphur	72	chlorthiamid	124	dioxathion
19	DNOC	73	dichlobenil	125	1,2-dibromoethane
20	metam	74	dichlofluanid	126	hydrogen cyanide
21	nabam	75	folpet	127	hydrogen phosphide
22	simazine	76	linuron	128	methyl bromide
23	camphechlor	77	phenmedipham	129	dicapthon
24	thiram	78	quintozone	130	trimethacarb
25	zineb	79	fenthion	131	diphacinone
26	carbaryl	80	propoxur	132	allidochlor
27	aldrin	81	4-benzothienyl-methyl-carbamate (OMS 708)	133	ametryn
28	endrin	82	diphenyl	134	atraton
29	petroleum oils	83	2,4-DB	135	barban
30	tar oils	84	dichlorprop	136	benazolin
31	ziram	85	dicamba	137	benquinox
32	pyrethrins	86	ioxynil	138	binapacryl
33	piperonyl butoxide	87	bromoxynil	139	bromacil
34	mancozeb	88	chlorfenvinphos	140	carbophenothion
35	fenitrothion	89	endosulfan	141	chloramben
36	heptachlor	90	amitrole (aminotriazole)	142	chlorazine
37	azinphos-methyl	91	atrazine	143	chlormequat
38	rotenone	92	propazine	144	chlorbicyclen
39	antu	93	prometryne	145	cufraneb
40	captan	94	methoprotetryne	146	dazomet
41	monochloroacetic acid	95	carbetamide	147	desmetryne
42	chlorbenside	96	di-allate	148	dichlofenthion
43	chlorpropham	97	tri-allate	149	dichlone
44	copper compounds	98	dinocap	150	dicloran
45	mevinphos	99	monuron	151	dimexano
46	dinoseb	100	diuron	152	disulfoton
47	demeton-S-methyl	101	dodine	153	dithianon
48	--	102	ethion	154	endothal
49	2,3,6-TBA	103	fentin compounds	155	EPTC
50	MCPB	104	isolan	156	formaldehyde
51	mecoprop	105	menazon	157	ethoate-methyl
52	dalapon	106	pentachlorophenol	158	fenuron
53	chlorfenson			159	fluometuron
54	fenson			160	formothion

Grey shading = new/revised or deleted [±] text or numbers in second revision (Nov 2010).

Appendix F, CIPAC codes for pesticides, in numerical order (from the CIPAC website (www.cipac.org))

Code	Pesticide	Code	Pesticide	Code	Pesticide
161	hexachlorobenzene	215	aldicarb	269	bromofenoxim
162	isobenzan	216	propargite	270	chlorfenprop
163	lenacil	217	chlortoluron	271	napropamide
164	medinoterb	218	ethoprophos	272	terbacil
165	methiocarb	219	metoxuron	273	carboxin
166	methometon	220	erbon	274	oxycarboxin
167	---	221	chlorpyrifos	275	tolyfluanid
168	metobromuron	222	bioresmethrin	276	carbofuran
169	monolinuron	223	dinobuton	277	chlordimeform
170	nitrofen	224	mecarbam	278	iprodione
171	oxydemeton-methyl	225	ethylene oxide	279	dimefuron
172	chinomethionat	226	methyl formate	280	vinclozolin
173	phorate	227	aluminium phosphide	281	fluchloralin
174	picloram	228	magnesium phosphide	282	1-naphthylacetamide
175	prometon	229	benzoylprop	283	metribuzin
176	propachlor	230	cyanazine	284	glyphosate
177	propineb	231	pirimicarb	285	benfluralin
178	simeton	232	bendiocarb	286	MSMA
179	simetryn	233	ethofumesate	287	monocrotophos
180	2,4,5-TB	234	terbuthylazine	288	chlorothalonil
181	thallium sulphate	235	molinate	289	cyhexatin
182	thionazin	236	pebulate	290	anthraquinone
183	trifluralin	237	vernolate	291	4-CPA (4-chlorophenoxy acetic acid)
184	buturon	238	dinoterb	292	DDE
185	captafol	239	pirimiphos-methyl	293	aminocarb
186	chlorbromuron	240	asulam	294	anilazine
187	chloroxuron	241	azobenzene	295	bensulide
188	coumachlor	242	ethirimol	296	chlorbufam
189	coumatetralyl	243	chloranil	297	chlordecone
190	crimidine	244	p-dichlorobenzene	298	chloropicrin
191	demephion	245	dimethirimol	299	dicrotophos
192	fenazaflor	246	2-phenylphenol	300	dodemorph
193	methidathion	247	diphenyl sulphone	301	drazoxolon
194	morfamquat	248	2-aminobutane	302	EPN
195	naled	249	chloralose	303	fensulfothion
196	pindone	250	arsenic(III)oxide	304	flurenol (flurecol)
197	potassium cyanate	251	barium carbonate	305	fluorodifen
198	sulfotep	252	calcium cyanide	306	fonofos
199	tde	253	dicoumarol	307	gibberellic acid
200	trichloronat	254	fluoroacetamide	308	griseofulvin
201	methabenzthiazuron	255	norbormide	309	isonoruron
202	omethoate	256	phosacetim	310	maleic hydrazide
203	bioallethrin	257	----	311	mebenil
204	alachlor	258	radione	312	streptomycine
205	propanil	259	scilliroside	313	1-naphthylacetic acid
206	benomyl	260	strychnine	314	neburon
207	fluoroacetic acid	261	bupirimate	315	propyzamide
208	chlorophacinone	262	thiophanate-methyl	316	oxytetracycline
209	coumafuryl	263	carbendazim	317	pentanochlor
210	valone	264	methomyl	318	phosmet
211	sulfaquinoxaline	265	tetrachlorvinphos	319	pyridinitril
212	terbutryn	266	butylate	320	salicylanilide
213	oxadiazon	267	allethrin		
214	cycloate	268	resmethrin		

Grey shading = new/revised or deleted [‡] text or numbers in second revision (Nov 2010).

Appendix F, CIPAC codes for pesticides, in numerical order (from the CIPAC website (www.cipac.org))

Code	Pesticide	Code	Pesticide	Code	Pesticide
321	siduron	370	brodifacoum	423	fenfuram
322	tetramethrin	371	bromadiolone	424	fenoxaprop
323	thiabendazole	372	diphenamid	425	fenoxycarb
324	tridemorph	373	ethephon	426	fenpropathrin
325	dichlorophen	374	hexazinone	427	fenpropimorph
326	aziprotryne	375	mirex	428	flubenzimine
327	dialifos	376	triclopyr	429	quizalofop
328	chlorthal	377	benzoximate	430	flurochloridone
329	crotoxyphos	378	butocarboxim	431	fluroxypyr
330	daminozide	379	etrimfos	432	fluvalinate
331	permethrin	380	fenarimol	433	furalaxyl
332	cypermethrin	381	metamitron	434	furathiocarb
333	deltamethrin	382	nitrothal	435	flusilazole
334	fenvalerate	383	procymidone	436	flutriafol
335	imazalil	384	fosetyl	437	glufosinate
336	isoproturon	385	cyfluthrin	438	haloxyfop
337	chlormephos	386	bitertanol	439	hexythiazox
338	acephate	387	cartap	440	mepiquat
339	diflubenzuron	388	thiobencarb	441	metsulfuron
340	temephos	389	ftalide	442	myclobutanil
341	chlorphoxim	390	fenobucarb	443	nuarimol
342	oxamyl	391	chlorsulfuron	444	ofurace
343	ditalimfos	392	isofencarb	445	paclobutrazol
344	fosamine	393	iprobenfos	446	penconazole
345	N-(2-ethylhexyl)- 8,9,10-trinorborn-5- ene-2,3-dicarboximide	394	propetamphos	447	pyridate
346	1,4,4a,5a,6,9,9a,9b- octahydrodibenzofuran -4a-carbaldehyde	395	fluazifop	448	pyrifenox
347	dipropyl pyridine-2,5- dicarboxylate	396	isoprocarb	449	quinalphos
348	flamprop	397	oxadixyl	450	teflubenzuron
349	flamprop-M	398	triadimenol	451	tefluthrin
350	pyrazophos	399	propamocarb	452	thifensulfuron
351	thiofanox	400	metolachlor	453	flocoumafen
352	triadimefon	401	sethoxydim	454	alpha-cypermethrin
353	triazophos	402	pencycuron	455	clopyralid
354	butachlor	403	dinoseb acetate	456	isoprothiolane
355	methamidophos	404	azocyclotin	457	bromethalin
356	phenothrin	405	cyhalothrin	458	3-chloropropane-1,2- diol
357	pendimethalin	406	flucythrinate	459	terbufos
358	diclofop	407	prochloraz	460	diphenylamine
359	fenbutatin oxide	408	propiconazole	461	profenofos
360	triforine	409	edifenphos	462	diflufenican
361	guazatine	410	flupropanate	463	lambda-cyhalothrin
362	amitraz	411	metazachlor	464	bensultap
363	ethiofencarb	412	isofenphos	465	hexaconazole
364	phoxim	413	bifenox	466	methacrifos
365	metalaxyl	414	methoprene	467	fluazifop-p
366	bentazone	415	bifenthrin	468	bisthiosemide
367	difenzoquat	416	benalaxyl	469	cycloheximide
368	karbutilate	417	carbosulfan	470	flufenoxuron
369	methazole	418	clofentezine	471	etofenprox
		419	cymoxanil	472	thiosultap
		420	cyromazine	473	flucyclohexuron
		421	diclobutrazol	474	fluquinconazole
		422	(Z)-9-dodecenyl acetate	475	mecoprop-P

Grey shading = new/revised or deleted [‡] text or numbers in second revision (Nov 2010).

Appendix F, CIPAC codes for pesticides, in numerical order (from the CIPAC website (www.cipac.org))

Code	Pesticide	Code	Pesticide	Code	Pesticide
476	dichlorprop-P	527	heptenophos	577	flupyrsulfuron
477	desmedipham	528	hymexazol	578	flumioxazine
478	metiram	529	imazamethabenz	579	prosulfuron
479	tolclofos-methyl	530	imazapyr	580	metalaxyl-M
480	triasulfuron	531	iminoctadine	581	fipronil
481	esfenvalerate	532	isopropalin	582	imidacloprid
482	beta-cyfluthrin	533	mepronil	583	pyridaben
483	dimethomorph	534	methfuroxam	584	azimsulfuron
484	fenoxaprop-p	535	metsulfovax	585	fosthiazate
485	azinphos-ethyl	536	monalide	586	cyclanilide
486	chlorpyrifos-methyl	537	oryzalin	587	carfentrazone
487	parathion-methyl	538	oxyfluorfen	588	flufenacet
488	lindane	539	prosulfocarb	589	Ampelomyces quisqualis strain AQ 10
489	fentin acetate	540	tcmtb	590	imazosulfuron
490	fentin hydroxide	541	tebutam	591	ethoxysulfuron
491	chlozolinate	542	thiocyclam	592	Spodoptera exigua Nucleopolyhedro-virus strain SeNPV-F1
492	pirimiphos-ethyl	543	thiodicarb	593	pymetrozine
493	quinclorac	544	tralkoxydim	594	famoxadone
494	tebuconazole	545	triapenthenol	595	flazasulfuron
495	abamectin	546	tribenuron	596	cyhalofop
496	acetochlor	547	tricyclazole	597	acibenzolar
497	acifluorfen	548	triflumuron	598	cinidon-ethyl
498	aclonifen	549	difethialone	599	niclosamide
499	aldimorph	550	alloxydim	600	cyproconazole
500	ampropylfos	551	benodanil	601	sulfosulfuron
501	benfuracarb	552	benzthiazuron	602	carvone
502	bensulfuron	553	bromocyclen	603	fenhexamid
503	bromopropylate	554	bromophos-ethyl	604	oxadiargyl
504	butralin	555	cycluron	605	pyraflufen
505	calcium phosphide	556	cyprofuram	606	azafenidin
506	chlorflurenol (chlorflurecol)	557	ethidimuron	607	s-metolachlor
507	cinosulfuron	558	fenaminosulf	608	tepraloxydim
508	clethodim	559	furmecyclox	609	epoxiconazole
509	clomazone	560	isocarbamide	610	sulfometuron
510	cycloxydim	561	nitralin	611	mepanipyrim
511	cyprodinil	562	prothiocarb	612	indoxacarb
512	demeton-S-methyl sulphone	563	quinmerac	613	fluazolate
513	diethofencarb	564	thiophanate	614	<i>Coniothyrium minitans</i> strain CON/M/91-08
514	difenacoum	565	triazbutil	615	flusulfamide
515	amidosulfuron	566	quinoxifen	616	florasulam
516	ethalfluralin	567	prohexadione	617	trifloxystrobin
517	ethoxyquin	568	kresoxim-methyl	618	Zucchini Yellow Mosaic Virus ZYMV mild strain
518	etridiazole	569	flurtamone	619	imazamox
519	fenpiclonil	570	chlorfenapyr	620	iprovalicarb
520	fenpropidin	571	azoxystrobin	621	profoxydim
521	fluazinam	572	spiroxamine	622	benzoic acid
522	fludioxonyl	573	Paecilomyces fumosoroseus apopka strain 97	623	etoxazol
523	fluoroglycofen	574	Pseudomonas chloroaphis strain MA 342		
524	flutolanil	575	isoxaflutole		
525	fuberidazole	576	alanycarb		
526	haloxyfop-P (formerly haloxyfop-R)				

Grey shading = new/revised or deleted [‡] text or numbers in second revision (Nov 2010).

Appendix F, CIPAC codes for pesticides, in numerical order (from the CIPAC website (www.cipac.org))

Code	Pesticide	Code	Pesticide	Code	Pesticide
624	Gliocladium catenulatum strain J1446	669	<i>Pseudozyma flocculosa</i> strain ATCC 64874	717	sintofen
625	mesotrione	670	clofencet	718	sodium 5-nitroguaiacolate
626	oxasulfuron	671	laminarin	719	sodium dimethylarsinate
627	azadirachtin A (neem)	672	novaluron	720	sodium o-nitrophenolate
628	picoxystrobin	673	boscalid	721	sodium p-nitrophenolate
629	ferric phosphate	674	1,2-dichloropropane	722	sodium tetrathiocarbonate
630	pyridafof	675	1,3-dichloropropene	723	sulcotrione
631	thiacloprid	676	1,3-dichloropropene (cis)	724	tebufenozide
632	beta-cypermethrin	677	8-hydroxyquinoline	725	tebufenpyrad
633	forchlorfenuron	678	acrinathrin	726	tetraconazole
634	iodosulfuron	679	ammonium sulphamate	727	thidiazuron
635	silthiofam	680	bromuconazole	728	triazamate
636	spinosad	681	buprofezin	729	triazoxide
637	thiamethoxam	682	cadusafos	730	triflumizole
638	dimethenamid-p	683	clodinafop	731	triflurosulfuron
639	picolinafen	684	cresylic acid	732	trinexapac
640	zoxamide	685	cyanamide	733	zeta-cypermethrin
641	quizalofop-P	686	dichlorobenzoic acid methylester	734	diflovidazin
642	carbon tetrachloride	687	difenoconazole	735	tritosulfuron
643	bromide	688	dimethachlor	736	bifenazate
644	paraoxon	689	dimethipin	737	spirodiclofen
645	paraoxon-methyl	690	diniconazole	738	clothianidin
646	malaoxon	691	disodium octaborate	739	dimoxystrobin
647	kieselguhr (diatomite)	692	fenamiphos	740	icaridin
648	quinoclamine	693	fenazaquin	741	transfluthrin
649	acetamiprid	694	fenbuconazole	742	d-alletrin
650	fenamidone	695	fenpyroximate	743	prallethin
651	mefenpyr	696	flurprimidole	744	benthiavalicarb
652	triticonazole	697	formetanate	745	prothioconazole
653	cyazofamid	698	hexaflumuron	746	fluoxastrobin
654	dimethenamid	699	imazaquin	747	spiromesifen
655	propoxycarbazone	700	imazethapyr	748	bispyribac
656	methoxyfenozide	701	isoxaben	749	dinotefuran
657	pyraclostrobin	702	isoxathion	750	S-bioallethrin
658	flucarbazone	703	kasugamycin	751	esbiothrin
659	foramsulfuron	704	lufenuron	752	metrafenone
660	milbemectin	705	mefluidide	753	paecilomyces lilacinus strain 251
661	<i>Bacillus subtilis</i> strain QST 713	706	metconazole	754	formic acid
662	beflubutamid	707	metosulam	755	hydrogen peroxide
663	mesosulfuron	708	monocarbamide-dihydrogensulphate	756	potassium phosphite
664	2-naphthyloxyacetic acid	709	nicosulfuron	757	sulfuryl fluoride
665	pethoxamid	710	polyoxin	758	penoxsulam
666	isoxadifen	711	pretilachlor	759	cyflufenamid
667	ethyl butylacetylaminopropionate	712	primisulfuron	760	acequinocyl
668	hydroxyethyl isobutyl piperidine carboxylate	713	propaquizafop	761	d-d-trans-cyphenothrin
		714	pyrimethanil	762	silver thiosulfate
		715	pyriproxyfen	763	flonicamid
		716	rimisulfuron	764	proquinazid

Grey shading = new/revised or deleted [‡] text or numbers in second revision (Nov 2010).

Appendix F, CIPAC codes for pesticides, in numerical order (from the CIPAC website (www.cipac.org))

Code	Pesticide	Code	Pesticide	Code	Pesticide
765	fenoxanil	808	disodium phosphonate		
766	benalaxyl-M	809	Aureobasidium pulluans strain DSM 14940		
767	1-methylcyclopropene	810	Aureobasidium pulluans strain DSM 14941		
768	gamma-cyhalothrin	811	meptyldinocap		
769	ethaboxam	812	cloquintocet		
770	<i>Bacillus thuringiensis</i> spp. israelensis, strain AM65-52	813	trifloxysulfuron		
771	aminopyralid	814	dithiopyr		
772	potassium thiocyanate	815	imazapic		
773	potassium iodide	816	Trichoderma harzianum RK1 CCM 8008		
774	ascorbic acid	817	pyroxasulfone		
775	chromafenozide	818	ametocetradin		
776	pinoxaden	819	bixafen		
777	d-phenothrin	820	sulfoxaflor		
778	<i>Paecilomyces fumosoroseus</i> strain Fe9901 (listed also under the code ARSEF 4490)	821	cyflumetofen		
779	metaflumizone	822	1,4-dimethylnaphthalene		
780	aviglycine and 780.601 for aviglycine HCL (hydrochloride)	823	saflufenacil		
781	orthosulfamuron	824	penthioopyrad		
782	Adoxophyes orana Granulovirus strain BV0001	825	flumorph		
783	mandipropamid	826	penflufen		
784	<i>Metarhizium anisopliae</i> strain IMI 330189	827	pyriofenone		
785	halosulfuron	828	fluxapyroxad		
786	<i>tau</i> -fluvalinate	829	N-benzyl-1H-purin-6-amine (6-benzyladenine)		
787	fluopicolide	830	4-(1H-Indol-3-yl)butanoic acid (indolyl butyric acid)		
788	flubendiamide	831	decan-1-ol		
789	amisulbrom	832	fenpyrazamine		
790	tembotrione	833	sedaxane		
791	emamectin	834	ethametsulfuron		
792	pyridalyl	834.201	ethametsulfuron-methyl		
793	pyroxsulam				
794	chlorantraniliprole (DPX-E2Y45)				
795	spirotetramat				
796	cyprosulfamide				
797	thiencarbazone				
798	ipconazole				
799	amicarbazone				
800	topramezone				
801	maltodextrin				
802	spinetoram				
803	pyrasulfotole				
804	cyphenothrin				
805	diflufenzopyr				
806	chlorimuron				
807	fluopyram				

Grey shading = new/revised or deleted [±] text or numbers in second revision (Nov 2010).

Appendix G, CIPAC codes for pesticides, in alphabetical order (from the
CIPAC website (www.cipac.org))

Pesticide	Code	Pesticide	Code	Pesticide	Code
abamectin	495	aziprotryne	326	bromophos	5
acephate	338	azobenzene	241	bromophos-ethyl	554
acequinocyl	760	azocyclotin	404	bromopropylate	503
acetamiprid	649	azoxystrobin	571	bromoxynil	87
acetochlor	496	<i>Bacillus subtilis</i> strain		bromuconazole	680
acibenzolar	597	QST 713	661	bupirimate	261
acifluorfen	497	<i>Bacillus thuringiensis</i> spp.		buprofezin	681
aclonifen	498	israelensis, strain AM65-52		butachlor	354
acrinathrin	678	barban	135	butocarbeoxim	378
Adoxophyes orana		barium carbonate	251	butralin	504
Granulovirus strain BV0001		beflubutamid	662	buturon	184
alachlor	204	benalaxyl	416	butylate	266
alanycarb	576	benalaxyl-M	766	cadusafos	682
aldicarb	215	benazolin	136	calcium cyanide	252
aldimorph	499	bendiocarb	232	calcium phosphide	505
aldrin	27	benfluralin	285	camphechlor	23
allethrin	267	benfuracarb	501	captafol	185
α -allethrin	742	benodanil	551	captan	40
allidochlor	132	benomyl	206	carbaryl	26
alloxymid	550	benquinox	137	carbendazim	263
alpha-cypermethrin	454	bensulfuron	502	carbetamide	95
aluminium phosphide	227	bensulide	295	carbofuran	276
ametocradin	818	bensultap	464	carbon tetrachloride	642
ametryn	133	bentazone	366	carbophenothion	140
amicarbazone	799	benthiavalicarb	744	carbosulfan	417
amidosulfuron	515	benzoic acid	622	carboxin	273
2-aminobutane	248	4-benzothienylmethyl-		carfentrazone	587
aminocarb	293	carbamate(OMS 708)	81	cartap	387
aminopyralid	771	benzoximate	377	carvone	602
amisulbrom	789	benzoylprop	229	chinomethionat	172
amitraz	362	benzthiazuron	552	chloralose	249
amitrole (aminotriazole)	90	N-benzyl-1H-purin-6-amine		chloramben	141
ammonium sulphamate	679	(6-benzyladenine)	829	chloranil	243
Ampelomyces quisqualis		beta-cyfluthrin	482	chlorantraniliprole (DPX-	
strain AQ 10	589	beta-cypermethrin	632	E2Y45)	794
ampropylfos	500	bifenazate	736	chlorates	7
anilazine	294	bifenox	413	chlorazine	142
anthraquinone	290	bifenthrin	415	chlorbenside	42
antu	39	binapacryl	138	chlorbicyclen	144
arsenic(III)oxide	250	bioallethrin	203	chlorbromuron	186
ascorbic acid	774	S-bioallethrin	750	chlorbufam	296
asulam	240	bioresmethrin	222	chlordan	13
atraton	134	bispyribac	748	chlordecone	297
atrazine	91	bisthiosemide	468	chlordinform	277
Aureobasidium pulluans		bitertanol	386	chlorfenapyr	570
strain DSM 14940	809	bixafen	819	chlorfenprop	270
Aureobasidium pulluans		boscalid	673	chlorfenson	53
strain DSM 14941	810	brodifacoum	370	chlorfenvinphos	88
aviglycine	780	bromacil	139	chlorflurenol (chlorflurecol)	
azadirachtin a (neem)	627	bromadiolone	371		506
azafenidin	606	bromethalin	457	chloridazon	111
azimsulfuron	584	bromide	643	chlorimuron	806
azinphos-ethyl	485	bromocyclen	553	chlorimuron-ethyl	806.202
azinphos-methyl	37	bromofenoxim	269	chlormephos	337

Grey shading = new/revised or deleted [±] text or numbers in second revision (Nov 2010).

Appendix G, CIPAC codes for pesticides, in alphabetical order (from the
CIPAC website (www.cipac.org))

Pesticide	Code	Pesticide	Code	Pesticide	Code
chlormequat	143	cyhalothrin	405	difenoconazole	687
chlorobenzilate	119	cyhexatin	289	difenzoquat	367
chlorophacinone	208	cymoxanil	419	difethialone	549
chloropicrin	298	cypermethrin	332	diflovidazin	734
chloropropylate	120	cyphenothrin	804	diflubenzuron	339
chlorothalonil	288	<i>d-d-trans</i> -cyphenothrin	761	diflufenican	462
chloroxuron	187	cyproconazole	600	diflufenzopyr	805
chlorphoxim	341	cyprodinil	511	dimefox	58
3-chloropropane-1,2-diol	458	cyprofuram	556	dimefuron	279
chlorpropham	43	cyprosulfamide	796	dimethachlor	688
chlorpyrifos	221	cyromazine	420	dimethenamid	654
chlorpyrifos-methyl	486	2,4-D	1	dimethenamid-p	638
chlorsulfuron	391	dalapon	52	dimethipin	689
chlorthal	328	daminozide	330	dimethirimol	245
chlorthiamid	72	dazomet	146	dimethoate	59
chlortoluron	217	2,4-DB	83	dimethomorph	483
chlozolate	491	DDE	292	1,4-dimethylnaphthalene	822
chromafenozide	775	DDT	3	dimexano	151
cinidon-ethyl	598	decan-1-ol	831	dimoxystrobin	739
cinosulfuron	507	deltamethrin	333	diniconazole	690
clethodim	508	demephion	191	dinobuton	223
clodinafop	683	demeton-S-methyl	47	dinocap	98
clofencet	670	demeton-S-methyl sulphone		dinoseb	46
clofentezine	418	desmedipham	477	dinoseb acetate	403
clomazone	509	desmetryne	147	dinotefuran	749
clopyralid	455	dialifos	327	dinoterb	238
cloquintocet	812	di-allate	96	dioxathion	124
clothianidin	738	diazinon	15	diphacinone	131
<i>Coniothyrium minitans</i> strain		1,2-dibromoethane	125	diphenamid	372
CON/M/91-08	614	dicamba	85	diphenyl	82
copper compounds	44	dicapthon	129	diphenyl sulphone	247
coumachlor	188	dichlobenil	73	diphenylamine	460
coumafuryl	209	dichlofenthion	148	dipropyl pyridine-2,5-	
coumaphos	121	dichlofluanid	74	dicarboxylate	347
coumatetralyl	189	dichlone	149	diquat	55
4-CPA (4-chlorophenoxy		p-dichlorobenzene	244	disodium octaborate	691
acetic acid)	291	dichlorobenzoic acid		disodium phosphonate	808
cresylic acid	684	methylester	686	disulfoton	152
crimidine	190	dichlorophen	325	ditalimfos	343
crotoxyphos	329	1,2-dichloropropane	674	dithianon	153
crufomate	122	1,3-dichloropropene	675	dithiopyr	814
cufraneb	145	1,3-dichloropropene (cis)	676	diuron	100
cyanamide	685	dichlorprop	84	DNOC	19
cyanazine	230	dichlorprop-P	476	(Z)-9-dodecenyl acetate	422
cyazofamid	653	dichlorvos	11	dodemorph	300
cyclanilide	586	diclobutrazol	421	dodine	101
cycloate	214	diclofop	358	drazoxolon	301
cycloheximide	469	dicloran	150	edifenphos	409
cycloxydim	510	dicofol	123	emamectin	791
cycluron	555	dicoumarol	253	endosulfan	89
cyflufenamid	759	dicrotophos	299	endothal	154
cyflumetofen	821	dieldrin	16	endothion	60
cyfluthrin	385	diethofencarb	513	endrin	28
cyhalofop	596	difenacoum	514	EPN	302

Grey shading = new/revised or deleted [±] text or numbers in second revision (Nov 2010).

Appendix G, CIPAC codes for pesticides, in alphabetical order (from the
CIPAC website (www.cipac.org))

Pesticide	Code	Pesticide	Code	Pesticide	Code
epoxiconazole	609	fenthion	79	fonofos	306
EPTC	155	fentin acetate	489	foramsulfuron	659
erbon	220	fentin compounds	103	forchlorfenuron	633
esbiothrin	751	fentin hydroxide	490	formaldehyde	156
esfenvalerate	481	fenuron	158	formetanate	697
ethaboxam	769	fenvalerate	334	formic acid	754
ethalfuralin	516	ferbam	57	formothion	160
ethametsulfuron	834	ferric phosphate	629	fosamine	344
ethametsulfuron-methyl	834.201	fipronil	581	fosetyl	384
ethephon	373	flamprop	348	fosthiazate	585
ethidimuron	557	flamprop-m	349	ftalide	389
ethiofencarb	363	flazasulfuron	595	fuberidazole	525
ethion	102	flocoumafen	453	furalaxyl	433
ethirimol	242	flonicamid	763	furathiocarb	434
ethoate-methyl	157	florasulam	616	furmecyclox	559
ethofumesate	233	fluazifop	395	gamma-cyhalothrin	768
ethoprophos	218	fluazifop-P	467	gibberellic acid	307
ethoxyquin	517	fluazinam	521	Gliocladium catenulatum	
ethoxysulfuron	591	fluazolate	613	strain J1446	624
ethyl		flubendiamide	788	glufosinate	437
butylacetylaminopropionate		flubenzimine	428	glyphosate	284
ethylene oxide	225	flucarbazone	658	griseofulvin	308
etofenprox	471	fluchloralin	281	guazatine	361
etoxazol	623	flucycloxuron	473	halosulfuron	785
etridiazole	518	flucythrinate	406	haloxyfop	438
etrimfos	379	fludioxonyl	522	haloxyfop-P (formerly	
famoxadone	594	flufenacet	588	haloxyfop-R)	526
fenamidone	650	flufenoxuron	470	HCH	4
fenaminosulf	558	flumioxazine	578	heptachlor	36
fenamiphos	692	fluometuron	159	heptenophos	527
fenarimol	380	flumorph	825	hexachlorobenzene	161
fenazaflor	192	fluopicolide	787	hexaconazole	465
fenazaquin	693	fluopyram	807	hexaflumuron	698
fenbuconazole	694	fluoroacetamide	254	hexazinone	374
fenbutatin oxide	359	fluoroacetic acid	207	hexythiazox	439
fenchlorphos	112	fluorodifen	305	hydrogen cyanide	126
fenfuram	423	fluoroglycofen	523	hydrogen peroxide	755
fenhexamid	603	fluoxastrobin	746	hydrogen phosphide	127
fenitrothion	35	flupropanate	410	hydroxyethyl isobutyl	
fenobucarb	390	flupyrasulfuron	577	piperidine carboxylate	668
fenoprop	118	fluquinconazole	474	8-hydroxyquinoline	677
fenoxanil	765	flurenol (flurecol)	304	hymexazol	528
fenoxaprop	424	flurochloridone	430	icaridin	740
fenoxaprop-p	484	fluroxypyr	431	imazalil	335
fenoxycarb	425	flurprimidole	696	imazamethabenz	529
fenpiclonil	519	flurtamone	569	imazamox	619
fenpropathrin	426	flusilazole	435	imazapic	815
fenpropidin	520	flusulfamide	615	imazapyr	530
fenpropimorph	427	flutolanil	524	imazaquin	699
fenpyrazamine	832	flutriafol	436	imazethapyr	700
fenpyroximate	695	fluvalinate	432	imazosulfuron	590
fenson	54	<i>tau</i> -fluvalinate	786	imidacloprid	582
fensulfthion	303	fluxapyroxad	828	iminocladine	531
		folpet	75		

Grey shading = new/revised or deleted [±] text or numbers in second revision (Nov 2010).

Appendix G, CIPAC codes for pesticides, in alphabetical order (from the
CIPAC website (www.cipac.org))

Pesticide	Code	Pesticide	Code	Pesticide	Code
4-(1H-indol-3-yl)butanoic acid (indolyl butyric acid)	830	mepiquat	440	MSMA	286
indoxacarb	612	mepronil	533	myclobutanil	442
iodosulfuron	634	meptyldinocap	811	N-(2-ethylhexyl)-8,9,10-trinorborn-5-ene-2,3-dicarboximide	345
ioxynil	86	mercury compounds	71	nabam	21
ipconazole	798	mesosulfuron	663	naled	195
iprobenfos	393	mesotrione	625	1-naphthylacetamide	282
iprodione	278	metaflumizone	779	1-naphthylacetic acid	313
iprovalicarb	620	metalaxyl	365	2-naphthoxyacetic acid	664
isobenzan	162	metalaxyl-M	580	napropamide	271
isocarbamide	560	metaldehyde	62	neburon	314
isofencarb	392	metam	20	nicosamide	599
isofenphos	412	metamitron	381	nicosulfuron	709
isolan	104	<i>Metarhizium anisopliae</i> strain		nicotine	8
isonoruron	309	IMI 330189	784	nitralin	561
isoprocab	396	metazachlor	411	nitrofen	170
isopropalin	532	metconazole	706	nitrothal	382
isoprothiolane	456	methabenzthiazuron	201	norbormide	255
isoproturon	336	methacrifos	466	novaluron	672
isoxaben	701	methamidophos	355	nuarimol	443
isoxadifen	666	methazole	369	1,4,4a,5a,6,9,9a,9b-octahydrodibenzofuran-4a-carbaldehyde	346
isoxaflutole	575	methfuroxam	534	ofurace	444
isoxathion	702	methidathion	193	omethoate	202
karbutilate	368	methiocarb	165	orthosulfamuron	781
kasugamycin	703	methometon	166	oryzalin	537
kieselguhr (diatomite)	647	methomyl	264	oxadiargyl	604
kresoxim-methyl	568	methoprene	414	oxadiazon	213
lambda-cyhalothrin	463	methoprotthyne	94	oxadixyl	397
laminarin	671	methoxychlor	14	oxamyl	342
lead arsenate	9	methoxyfenozide	656	oxasulfuron	626
lenacil	163	methyl bromide	128	oxycarboxin	274
lime sulfur	17	1-methylcyclopropene	767	oxydemeton-methyl	171
lindane	488	methyl formate	226	oxyfluorfen	538
linuron	76	metiram	478	oxytetracycline	316
lufenuron	704	metobromuron	168	paclobutrazol	445
magnesium phosphide	228	metolachlor	400	<i>Paecilomyces fumosoroseus</i> apopka strain 97	573
malaoxon	646	S-metolachlor	607	<i>Paecilomyces fumosoroseus</i> strain Fe9901	778
malathion	12	metosulam	707	<i>Paecilomyces lilacinus</i> strain 251	753
maleic hydrazide	310	metoxuron	219	paraoxon	644
maltodextrin	801	metrafenone	752	paraoxon-methyl	645
mancozeb	34	metribuzin	283	paraquat	56
mandipropamid	783	metsulfovax	535	parathion	10
maneb	61	metsulfuron	441	parathion-methyl	487
MCPA	2	mevinphos	45	pebulate	236
MCPB	50	milbemectin	660	penconazole	446
mebenil	311	mirex	375	pencycuron	402
mecarbam	224	molinate	235	pendimethalin	357
mecoprop	51	monalide	536	penflufen	826
mecoprop-P	475	monocarbamide-dihydrogensulphate	708		
medinoterb	164	monochloroacetic acid	41		
mefenpyr	651	monocrotophos	287		
mefluidide	705	monolinuron	169		
menazon	105	monuron	99		
mepanipyrim	611	morfamquat	194		

Grey shading = new/revised or deleted [‡] text or numbers in second revision (Nov 2010).

Appendix G, CIPAC codes for pesticides, in alphabetical order (from the
CIPAC website (www.cipac.org))

Pesticide	Code	Pesticide	Code	Pesticide	Code
penoxsulam	758	propoxycarbazone	655	sodium 5-nitroguaiacolate	
pentachlorophenol	106	propyzamide	315		718
pentanochlor	317	proquinazid	764	sodium dimethylarsinate	719
penthioapyrad	824	prosulfocarb	539	sodium o-nitrophenolate	720
permethrin	331	prosulfuron	579	sodium p-nitrophenolate	721
pethoxamid	665	prothiocarb	562	sodium tetrathiocarbonate	
petroleum oils	29	prothioconazole	745		722
phenkapton	107	Pseudomonas chloroaphis		spinetoram	802
phenmedipham	77	strain MA 342	574	spinosad	636
phenothrin	356	<i>Pseudozyma flocculosa</i>		spirodiclofen	737
d-phenothrin	777	strain ATCC 64874	669	spiromesifen	747
phenthoate	108	pymetrozine	593	spirotetramat	795
2-phenylphenol	246	pyraclostrobin	657	spiroxamine	572
phorate	173	pyraflufen	605	Spodoptera exigua	
phosacetim	256	pyrasulfotole	803	Nucleopolyhedrovirus strain	
phosalone	109	pyrazophos	350	SeNPV-F1	592
phosmet	318	pyrethrins	32	streptomycine	312
phosphamidon	110	pyridaben	583	strychnine	260
phoxim	364	pyridafol	630	sulcotrione	723
picloram	174	pyridalyl	792	sulfaquinoxaline	211
picolinafen	639	pyridate	447	sulfometuron	610
picoxystrobin	628	pyridinitril	319	sulfosulfuron	601
pindone	196	pyrifenox	448	sulfoxaflor	820
pinoxaden	776	pyrimethanil	714	sulfotep	198
piperonyl butoxide	33	pyriofenone	827	sulfuryl fluoride	757
pirimicarb	231	pyriproxyfen	715	sulphur	18
pirimiphos-ethyl	492	pyroxasulfone	817	2,4,5-T	6
pirimiphos-methyl	239	pyroxsulam	793	tar oils	30
polyoxin	710	quinalphos	449	2,4,5-TB	180
potassium cyanate	197	quinclorac	493	2,3,6-TBA	49
potassium iodide	773	quinmerac	563	TCA	67
potassium phosphite	756	quinochloramine	648	TCMTB	540
potassium thiocyanate	772	quinoxifen	566	TDE	199
prallethrin	743	quintozone	78	tebuconazole	494
pretilachlor	711	quizalofop	429	tebufenozide	724
primisulfuron	712	quizalofop-P	641	tebufenpyrad	725
prochloraz	407	radione	258	tebutam	541
procymidone	383	resmethrin	268	tecnazene	65
profenofos	461	rimsulfuron	716	teflubenzuron	450
profoxydim	621	rotenone	38	tefluthrin	451
prohexadione	567	saflufenacil	823	tembotrione	790
prometon	175	salicylanilide	320	temephos	340
prometryne	93	schradan	64	TEPP	66
propachlor	176	scilliroside	259	tepraloxydim	608
propamocarb	399	sedaxane	833	terbacil	272
propanil	205	sethoxymid	401	terbufos	459
propaquizafop	713	siduron	321	terbuthylazine	234
propargite	216	silthiofam	635	terbutryn	212
propazine	92	silver thiosulfate	762	tetrachlorvinphos	265
propetamphos	394	simazine	22	tetraconazole	726
propham	63	simeton	178	tetradifon	113
propiconazole	408	simetryn	179	tetramethrin	322
propineb	177	sintofen	717	tetrasul	114
propoxur	80			thallium sulphate	181

Grey shading = new/revised or deleted [±] text or numbers in second revision (Nov 2010).

Appendix G, CIPAC codes for pesticides, in alphabetical order (from the
CIPAC website (www.cipac.org))

Pesticide	Code	Pesticide	Code
thiabendazole	323	warfarin	70
thiacloprid	631	zeta-cypermethrin	733
thiamethoxam	637	zinc phosphide	69
thidiazuron	727	zineb	25
thiencarbazone	797	ziram	31
thifensulfuron	452	zoxamide	640
thiobencarb	388	Zucchini Yellow Mosaic Virus	
thiocyclam	542	ZYMV mild strain	618
thiodicarb	543		
thiofanox	351		
thiometon	115		
thionazin	182		
thiophanate	564		
thiophanate-methyl	262		
thiosultap	472		
thiram	24		
tolclofos-methyl	479		
tolyfluanid	275		
topramezone	800		
tralkoxydim	544		
transfluthrin	741		
triadimefon	352		
triadimenol	398		
tri-allate	97		
triamiphos	116		
triapenthenol	545		
triasulfuron	480		
triazamate	728		
triazbutil	565		
triazophos	353		
triazoxide	729		
tribenuron	546		
trichlorfon	68		
trichloronat	200		
Trichoderma harzianum RK1			
CCM 8008	816		
triclopyr	376		
tricyclazole	547		
tridemorph	324		
trifloxystrobin	617		
trifloxysulfuron	813		
triflumizole	730		
triflumuron	548		
trifluralin	183		
triflusulfuron	731		
triforine	360		
trimethacarb	130		
trinexapac	732		
triticonazole	652		
tritosulfuron	735		
valone	210		
vamidothion	117		
vernolate	237		
vinclozolin	280		

Grey shading = new/revised or deleted [‡] text or numbers in second revision (Nov 2010).

Appendix H. Declarations of interests and confidentiality



DECLARATION OF INTERESTS FOR FAO EXPERTS

Title of meeting or work to be performed, including description of subject-matter, substance (compounds and organisms), technology or process to be considered:

—

Public health considerations and protection of the environment are of primary importance in all FAO technical work. Measures need to be taken to ensure that the best possible assessment of scientific evidence is achieved in an independent atmosphere free of either direct or indirect pressures. Thus, to assure the technical integrity and impartiality of FAO's work, it is necessary to avoid situations in which financial or other interests might affect the outcome of that work.

Each expert is therefore asked to declare any interests that could constitute a real, potential or apparent conflict of interest, with respect to his/her involvement in the meeting or work, between (1) commercial entities and the participant personally, and (2) commercial entities and the administrative unit with which the participant has an employment relationship. "Commercial entity" refers to any company, association (e.g., trade association), organization or any other entity of any nature whatsoever, with commercial interests.

What is a conflict of interest?

Conflict of interest means that the expert or his/her partner ("partner" includes a spouse or other person with whom s/he has a similar close personal relationship), or the administrative unit with which the expert has an employment relationship, has a financial or other interest that could unduly influence the expert's position with respect to the subject-matter being considered. An apparent conflict of interest exists when an interest would not necessarily influence the expert but could result in the expert's objectivity being questioned by others. A potential conflict of interest exists with an interest which any reasonable person could be uncertain whether or not should be reported.

Different types of financial or other interests, whether personal or with the administrative unit with which the expert has an employment relationship, can be envisaged and the following list, which is not exhaustive, is provided for your guidance. For example, the following types of situations should be declared:

1. a current proprietary interest in a substance, technology or process (e.g. ownership of a patent), to be considered in - or otherwise related to the subject matter of - the meeting or work;
2. a current financial interest, e.g. shares or bonds, in a commercial entity with an interest in the subject-matter of the meeting or work (except share holdings through general mutual funds or similar arrangements where the expert has no control over the selection of shares);

Appendix H. Declarations of interests and confidentiality

3. an employment, consultancy, directorship, or other position during the past 4 years, whether or not paid, in any commercial entity which has an interest in the subject-matter of the meeting/work, or an ongoing negotiation concerning prospective employment or other association with such commercial entity;
4. performance of any paid work or research during the past 4 years commissioned by a commercial entity with interests in the subject-matter of the meetings or work;
5. payment or other support covering a period within the past 4 years, or an expectation of support for the future, from a commercial entity with an interest in the subject-matter of the meetings or work, even if it does not convey any benefit to the expert personally but which benefits his/her position or administrative unit, e.g. a grant or fellowship or other payment, e.g. for the purpose of financing a post or consultancy.

With respect to the above, an interest in a competing substance, technology or process, or an interest in or association with, work for or support by a commercial entity having a direct competitive interest must similarly be disclosed.

How to complete this Declaration

Please complete this Declaration and submit it to the FAO Secretariat. Any financial or other interests that could constitute a real, potential or apparent conflict of interest should be declared (1) with respect to yourself or partner, as well as (2) with respect to the administrative unit with which you have an employment relationship. Only the name of the commercial entity and the nature of the interest is required to be disclosed, no amounts need to be specified (though they may be, if you consider this information to be relevant to assessing the interest). With respect to items 1 and 2 in the list above, the interest should only be declared if it is current. With respect to items 3, 4 and 5, any interest during the past 4 years should be declared. If the interest is no longer current, please state the year when it ceased. With respect to item 5, the interest ceases when a financed post or fellowship is no longer occupied, or when support for an activity ceases.

Assessment and outcome

The information submitted by you will be used to assess whether the declared interests constitute an appreciable real, potential or apparent conflict of interest. Such conflict of interest will, depending on the situation, result in (i) you being asked not to take part in the portion of the discussion or work affecting that interest, (ii) being asked not to take part in the meeting or work altogether, or (iii) if deemed by FAO to be appropriate to the particular circumstances, and with your agreement, you taking part in the meeting or work and your interest being publicly disclosed.

Information disclosed on this Form may be made available to persons outside of FAO only when the objectivity of the meeting or work has been questioned such that the Director-General considers disclosure to be in the best interests of the Organization, and then only after consultation with you.

Appendix H. Declarations of interests and confidentiality

Declaration

Have you or your partner any financial or other interest in the subject-matter of the meeting or work in which you will be involved, which may be considered as constituting a real, potential or apparent conflict of interest?

Yes: ☐ No: ☐

If yes, please give details in the box below.

Type of interest, e.g. patent, shares, employment, association, payment (including details on any compound, work, etc.)	Name of commercial entity	Belongs to you, partner or unit?	Current interest? (or year ceased)

Is there anything else that could affect your objectivity or independence in the meeting or work, or the perception by others of your objectivity and independence?

I hereby declare that the disclosed information is correct and that no other situation of real, potential or apparent conflict of interest is known to me. I undertake to inform FAO of any change in these circumstances, including if an issue arises during the course of the meeting or work itself.

Signature

Date

Name

Institution

Appendix H. Declarations of interests and confidentiality



DECLARATION OF INTERESTS FOR WHO EXPERTS

WHO's work on global health issues requires the assistance of external experts who **may have interests related to their expertise**. To ensure the highest integrity and public confidence in its activities, WHO requires that experts serving in an advisory role disclose any circumstances that could give rise to a potential conflict of interest related to the subject of the activity in which they will be involved.

All experts serving in an advisory role must disclose any circumstances that could represent a **potential conflict of interest** (i.e., any interest that may affect, or may reasonably be perceived to affect, the expert's objectivity and independence). You must disclose on this Declaration of Interest (DOI) form any financial, professional or other interest relevant to the subject of the work or meeting in which you have been asked to participate in or contribute towards and any interest that could be affected by the outcome of the meeting or work. You must also declare relevant interests of your immediate family members (see definition below) and, if you are aware of it, relevant interests of other parties with whom you have substantial common interests and which may be perceived as unduly influencing your judgement (e.g. employer, close professional associates, administrative unit or department).

Please complete this form and submit it to WHO Secretariat if possible at least 4 weeks but no later than 2 weeks before the meeting or work. You must also promptly inform the Secretariat if there is any change in this information prior to, or during the course of, the meeting or work. All experts must complete this form before participation in a WHO activity can be confirmed.

Answering "Yes" to a question on this form does not automatically disqualify you or limit your participation in a WHO activity. Your answers will be reviewed by the Secretariat to determine whether you have a conflict of interest relevant to the subject at hand. One of the outcomes listed in the next paragraph can occur depending on the circumstances (e.g. nature and magnitude of the interest, timeframe and duration of the interest).

The Secretariat may conclude that no potential conflict exists or that the interest is irrelevant or insignificant. If, however, a declared interest is determined to be potentially or clearly significant, one or more of the following three measures for managing the conflict of interest may be applied. The Secretariat (i) allows full participation, with public disclosure of your interest; (ii) mandates partial exclusion (i.e., you will be excluded from that portion of the meeting or work related to the declared interest and from the corresponding decision making process); or (iii) mandates total exclusion (i.e., you will not be able to participate in any part of the meeting or work).

All potentially significant interests will be **disclosed** to the other participants at the start of the activity and you will be asked if there have been any changes. A summary of all declarations and actions taken to manage any declared interests will be **published** in resulting reports and work products. Furthermore, if the objectivity of the work or meeting in which you are involved is subsequently questioned, the contents of your DOI form may be made available by the Secretariat to persons outside WHO if the Director-General considers such disclosure to be in the best interest of the Organization, after consulting with you. Completing this DOI form means that you agree to these conditions.

If you are unable or unwilling to disclose the details of an interest that may pose a real or perceived conflict, you must disclose that a conflict of interest may exist and the Secretariat may decide that you be totally recused from the meeting or work concerned, after consulting with you.

Name:
Institution:
Email:

Date and title of meeting or work, including description of subject matter to be considered (if a number of substances or processes are to be evaluated, a list should be attached by the organizer of the activity):

Please answer each of the questions below. If the answer to any of the questions is "yes", briefly describe the circumstances on the last page of the form.

The term "you" refers to yourself and your immediate family members (i.e., spouse (or partner with whom you have a similar close personal relationship) and your children). "Commercial entity" includes any commercial business, an industry association, research institution or other enterprise whose funding is significantly derived from commercial sources with an interest related to the subject of the meeting or work. "Organization" includes a governmental, international or non-profit organization. "Meeting" includes a series or cycle of meetings.

Appendix H. Declarations of interests and confidentiality

EMPLOYMENT AND CONSULTING	
<i>Within the past 4 years, have you received remuneration from a commercial entity or other organization with an interest related to the subject of the meeting or work?</i>	
1a Employment	Yes <input type="checkbox"/> No <input type="checkbox"/>
1b Consulting, including service as a technical or other advisor	Yes <input type="checkbox"/> No <input type="checkbox"/>
RESEARCH SUPPORT	
<i>Within the past 4 years, have you or has your research unit received support from a commercial entity or other organization with an interest related to the subject of the meeting or work?</i>	
2a Research support, including grants, collaborations, sponsorships, and other funding	Yes <input type="checkbox"/> No <input type="checkbox"/>
2b Non-monetary support valued at more than US \$1000 overall (include equipment, facilities, research assistants, paid travel to meetings, etc.)	Yes <input type="checkbox"/> No <input type="checkbox"/>
Support (including honoraria) for being on a speakers bureau, giving speeches or training for a commercial entity or other organization with an interest related to the subject of the meeting or work?	
INVESTMENT INTERESTS	
<i>Do you have current investments (valued at more than US \$10 000 overall) in a commercial entity with an interest related to the subject of the meeting or work? Please also include indirect investments such as a trust or holding company. You may exclude mutual funds, pension funds or similar investments that are broadly diversified and on which you exercise no control.</i>	
3a Stocks, bonds, stock options, other securities (e.g., short sales)	Yes <input type="checkbox"/> No <input type="checkbox"/>
3b Commercial business interests (e.g., proprietorships, partnerships, joint ventures, board memberships, controlling interest in a company)	Yes <input type="checkbox"/> No <input type="checkbox"/>
INTELLECTUAL PROPERTY	
<i>Do you have any intellectual property rights that might be enhanced or diminished by the outcome of the meeting or work?</i>	
4a Patents, trademarks, or copyrights (including pending applications)	Yes <input type="checkbox"/> No <input type="checkbox"/>
4b Proprietary know-how in a substance, technology or process	Yes <input type="checkbox"/> No <input type="checkbox"/>
PUBLIC STATEMENTS AND POSITIONS (during the past 3 years)	
5a As part of a regulatory, legislative or judicial process, have you provided an expert opinion or testimony, related to the subject of the meeting or work, for a commercial entity or other organization?	Yes <input type="checkbox"/> No <input type="checkbox"/>
5b Have you held an office or other position, paid or unpaid, where you represented interests or defended a position related to the subject of the meeting or work?	Yes <input type="checkbox"/> No <input type="checkbox"/>
ADDITIONAL INFORMATION	
6a If not already disclosed above, have you worked for the competitor of a product that is the subject of the meeting or work, or will your participation in the meeting or work enable you to obtain access to a competitor's confidential proprietary information, or create for you a personal, professional, financial or business competitive advantage?	Yes <input type="checkbox"/> No <input type="checkbox"/>
6b To your knowledge, would the outcome of the meeting or work benefit or adversely affect interests of others with whom you have substantial common personal, professional, financial or business interests (such as your adult children or siblings, close professional colleagues, administrative unit or department)?	Yes <input type="checkbox"/> No <input type="checkbox"/>
6c Excluding WHO, has any person or entity paid or contributed towards your travel costs in connection with this WHO meeting or work?	Yes <input type="checkbox"/> No <input type="checkbox"/>

Appendix H. Declarations of interests and confidentiality

6d Have you received any payments (other than for travel costs) or honoraria for speaking publicly on the subject of this WHO meeting or work? Yes ☐ No ☐

6e Is there any other aspect of your background or present circumstances not addressed above that might be perceived as affecting your objectivity or independence? Yes ☐ No ☐

7. **TOBACCO OR TOBACCO PRODUCTS** (*answer without regard to relevance to the subject of the meeting or work*)

Within the past 4 years, have you had employment or received research support or other funding from, or had any other professional relationship with, an entity directly involved in the production, manufacture, distribution or sale of tobacco or tobacco products or representing the interests of any such entity?

Yes ☐ No ☐

EXPLANATION OF "YES" RESPONSES: If the answer to any of the above questions is "yes", check above and briefly describe the circumstances on this page. If you do not describe the nature of an interest or if you do not provide the amount or value involved where relevant, the conflict will be assumed to be significant.

Nos. 1 - 4: Type of interest, question number and category (e.g., Intellectual Property 4.a copyrights) and basic descriptive details.	Name of company, organization, or institution	Belongs to you, a family member, employer, research unit or other?	Amount of income or value of interest (if not disclosed, is assumed to be significant)	Current interest (or year ceased)

Nos. 5-6: Describe the subject, specific circumstances, parties involved, time frame and other relevant details

CONSENT TO DISCLOSURE. By completing and signing this form, you consent to the disclosure of any relevant conflicts to other meeting participants and in the resulting report or work product.

Appendix H. Declarations of interests and confidentiality

DECLARATION. I hereby declare on my honour that the disclosed information is true and complete to the best of my knowledge.

Should there be any change to the above information, I will promptly notify the responsible staff of WHO and complete a new declaration of interest form that describes the changes. This includes any change that occurs before or during the meeting or work itself and through the period up to the publication of the final results or completion of the activity concerned.

Date: _____

Signature _____

WHO S50 ELEG (16/06/2010)

Appendix H. Declarations of interests and confidentiality

FOOD AND AGRICULTURE ORGANIZATION OF THE UNITED NATIONS



WORLD HEALTH ORGANIZATION



CONFIDENTIALITY UNDERTAKING

- 1) The Food and Agriculture Organization of the United Nations ("FAO"), acting through its Plant Production and Protection Division, and the World Health Organization ("WHO"), acting through its Department of Control of Neglected Tropical Diseases, have access to certain information relating to pesticides, including but not limited to pesticide specifications, which information FAO and WHO consider to be proprietary to themselves or to parties collaborating with them, including but not limited to the manufacturers of such pesticides (hereinafter referred to as "*the Information*").
- 2) The Undersigned, as a [participant in] [temporary adviser to] the FAO/WHO Joint Meeting on Pesticide Specifications ("JMPS"), may have access to the Information in the course of his/her participation in and/or contributions to the meetings of the JMPS.
- 3) FAO and WHO are willing to provide, or to arrange for the provision of, the Information to the Undersigned for the sole purpose of performing his/her responsibilities in connection with the activities of the JMPS, provided that the Undersigned undertakes to treat the Information as confidential and to disclose it only to persons who have a need to know in connection with the activities of the JMPS and are bound by like obligations of confidentiality and non-use as are contained in this Undertaking.
- 4) The Undersigned undertakes to regard the Information as confidential and proprietary to FAO and/or WHO, and/or to parties collaborating with FAO and/or WHO (including but not limited to pesticide manufacturers) and agrees to take all reasonable measures to ensure that the Information is not used, disclosed or copied, in whole or in part, other than as provided in this Undertaking, except that the Undersigned shall not be bound by any such obligations if he/she is clearly able to demonstrate that the Information:
 - a) was known to him/her prior to any disclosure by or on behalf of FAO and/or WHO to the Undersigned; or
 - b) was in the public domain at the time of disclosure by or on behalf of FAO and/or WHO to the Undersigned; or

Appendix H. Declarations of interests and confidentiality

- c) becomes part of the public domain through no fault of the Undersigned; or
 - d) becomes available to the Undersigned from a third party not in breach of any legal obligations of confidentiality.
- 5) The Undersigned also undertakes not to communicate the deliberations and decisions of the meetings of the JMPS to persons outside these meetings except as agreed by FAO and WHO.
 - 6) The obligations of the Undersigned shall survive the termination of his/her responsibilities in connection with the JMPS.
 - 7) The Undersigned agrees to return any and all copies of any Information to FAO and/or WHO (dependent on by whom or on whose behalf the Information was provided to the Undersigned), promptly following the completion of the review thereof by the JMPS.
 - 8) Nothing in this Undertaking, or in any document relating thereto, shall be construed as constituting a waiver of privileges and immunities of FAO and/or WHO..[Note: temporary advisers/experts on mission enjoy certain privileges and immunities.]
 - 9) Any dispute relating to the interpretation or application of this Undertaking shall, unless amicably settled, be subject to conciliation in accordance with the Conciliation Rules of the United Nations Commission on International Trade Law (UNCITRAL) as at present in force. In the event of failure of the latter, the dispute shall be settled by arbitration. The arbitration shall be conducted in accordance with the Arbitration Rules of UNCITRAL, as at present in force. The parties shall accept the arbitral award as final adjudication of any such dispute.

Name:

Signature:

Date:

Appendix I. Recommended format of letter of access

LETTER OF ACCESS TO CONFIDENTIAL DATA

[Addressed to the evaluator **and** the registration authority]

Within the process of the development of FAO/WHO pesticide specifications, it is necessary to assess whether or not the confidential data on manufacturing process, purity and impurities, provided in support of the technical material for which an FAO/WHO specification is proposed, are similar to those assessed by a competent authority for the purposes of registering the pesticide.

The purpose of this letter of access, provided by [company name and address] in support of the development of pesticide specifications for [name of active ingredient], is to provide the evaluator, [name of evaluator], appointed by [WHO or FAO or both] and the registration authority with the following:

[The company should choose one of the following two options. The option which is most appropriate for the circumstances of the evaluator should be preferred. The option which is not used should be deleted. If the pesticide is registered for both agricultural and public health use, by separate authorities (whether in one country or two), the company should identify both authorities. The letter should state the registration number so as to facilitate access to the national files. The company should ensure that the letter includes the full contact details, including email, and the postal address of the contact person and the national authority.]

- i) Authorisation to access the registration data submitted by [company name] for [name of active ingredient] held by [name of registration authority], in its function as the national registration authority for pesticides in [name of country].; OR
- ii) Authorisation to send the data provided by [company name] for [active ingredient] to [contact name and full address of registration authority] for their assessment of the similarity and subsequent communication with the evaluator, [name of evaluator].

This authorization relates only to the above mentioned substance manufactured by [name of the Company] for the intended purpose as described above.

..... [signed by company representative]

cc: [Registration authority]
FAO
WHO

Appendix J.

Calculation of worst-case-possible contribution by an impurity to the toxic hazards of the active ingredient (see Section 3.D.2.3)

The calculations shown below are normally utilized by WHO/PCS in advising JMPS. They are presented here for the purposes of transparency.

The calculations can be made only where (i) where the nature of the toxic hazard presented by active ingredient and impurity can be considered similar, (ii) the effects may be considered to be additive, and (iii) either the toxicity of the impurity has been determined or it is possible to estimate it from data on analogous compounds. If requirements (i) and (iii) are fulfilled but the toxic effects are not additive, a calculation may be possible if the nature of the interaction is known, but not in the form given below.

The calculations are presented here in full, for clarity, but can be simplified by omitting the term for relative hazard of the active ingredient (=1).

Calculations

(i) Calculate the relative hazard of the impurity ($RelHaz_{imp}$) from the hazard data for the impurity (Haz_{imp}) and active ingredient (Haz_{ai}). The term Haz expresses the toxicity in a figure that is inversely related to the potency, such as LD_{50} , $NOAEL$, BMD or $BMDL$,

$$RelHaz_{imp} = \frac{Haz_{ai}}{Haz_{imp}} \dots\dots\dots (i)$$

‡ The relative hazard of the active ingredient ($RelHaz_{ai}$) is consequently 1.

(ii) Calculate the maximum theoretical increase in hazard of the active ingredient/impurity mixture ($MTIHaz$), as a proportion of active ingredient hazard (Haz_{ai}), from the minimum purity (%) of the TC ($\%ai_{min}$) and the corresponding theoretical maximum content (%) of the impurity ($\%imp_{max}$).

$$MTIHaz = \frac{(\%ai_{min} \times RelHaz_{ai}) + (\%imp_{max} \times RelHaz_{imp})}{\%ai_{min} \times RelHaz_{ai}}$$

The expression may be simplified because $RelHaz_{ai} = 1$.

$$MTIHaz = \frac{\%ai_{min} + (\%imp_{max} \times RelHaz_{imp})}{\%ai_{min}} \dots\dots\dots (ii)$$

‡ (iii) Calculate the maximum limit acceptable for the impurity concentration ($\%imp_{maxaccept}$) by substituting a limit of 1.1 (i.e. +10%) for $MTIHaz$ and $\%imp_{maxaccept}$ for $\%imp_{max}$, in equation (ii):

$$1.1 = \frac{\%ai_{min} + (\%imp_{maxaccept} \times RelHaz_{imp})}{\%ai_{min}} \dots\dots\dots (iii)$$

‡ and rearranging equation (iii):

$$\%imp_{maxaccept} = \frac{0.1 \times \%ai_{min}}{RelHaz_{imp}} \dots\dots\dots (iv)$$

Appendix J.

Calculation of worst-case-possible contribution by an impurity to the toxic hazards of the active ingredient (see Section 3.D.2.3)

‡Where:

Haz_{ai} = active ingredient hazard value;

Haz_{imp} = impurity hazard value;

RelHaz_{imp} = relative hazard of impurity compared with active ingredient;

RelHaz_{ai} = relative hazard of active ingredient (=1);

%ai_{min} = declared minimum active ingredient content;

%imp_{max} = maximum theoretical content of impurity;

MTIHaz = maximum theoretical increase in hazard due to impurity;

%imp_{maxaccept} = maximum acceptable content of impurity.

Example 1

The acute oral LD₅₀ of an impurity is 100 mg/kg bw and that of the active ingredient is 1000 mg/kg bw. The minimum purity of the TC is 92%.

$$RelHaz_{imp} = \frac{1000}{100} = 10$$

Calculate MTIHaz from equation ii.

$$MTIHaz = \frac{92 + (8 \times 10)}{92} = 1.87$$

(87% > 10% increase, therefore the impurity is **relevant**)

‡

Calculate %imp_{maxaccept} from equation iv.

$$\%imp_{maxaccept} = \frac{0.1 \times 92}{10} = 0.92\%$$

‡

Rounding to 1 significant figure (or 1.5 significant figures where the difference would be too large), the maximum limit acceptable for the impurity concentration is therefore 1%.

Example 2

A biological pesticide has a minimum purity of 20%. The acute oral LD₅₀ of an impurity is 2000 mg/kg bw and that of the active ingredient is 1000 mg/kg bw. That is, the impurity is less hazardous than the active ingredient.

$$RelHaz_{imp} = \frac{1000}{2000} = 0.5$$

‡

Calculate MTIHaz from equation ii.

$$MTIHaz = \frac{20 + (80 \times 0.5)}{20} = 3.0$$

Appendix J.

Calculation of worst-case-possible contribution by an impurity to the toxic hazards of the active ingredient (see Section 3.D.2.3)

(200% >10% increase, therefore the impurity is **relevant**)

‡

Calculate %imp_{maxaccept} from equation iv.

$$\%imp_{maxaccept} = \frac{0.1 \times 20}{0.5} = 4\%$$

‡

Example 3

The acute oral LD₅₀s of an impurity and active ingredient are 400 and 600 mg/kg bw, respectively, and the minimum purity of the TC is 98%.

$$RelHaz_{imp} = \frac{600}{400} = 1.5$$

‡

Calculate MTIHaz from equation ii.

$$MTIHaz = \frac{98 + (2 \times 1.5)}{98} = 1.03$$

(3% <10% increase, therefore the impurity is **non-relevant**).

‡

Appendix K
Calculation of expanded tolerances
for the active ingredient content of mixed solid formulations (Section 4.3.3)

Solid mixtures cannot be blended perfectly but, even if perfection could be achieved, the dispersion of analytical results would remain dependent on the size of test portion analyzed. Therefore the size of test portion to be analyzed must be defined in a specification for a blend of solids.

The method of calculating expanded tolerances for such blends is empirical, based on what is routinely achievable in practice with careful mixing of component solids which are well matched in size and density, and by the analysis of appropriately sized test portions. The values for B, in the calculations below, are not intended as tolerances for the addition of a component to a blend, though they inevitably encompass such variations. They provide a simple approach to defining limits which are expected to encompass all sources of manufacturing, sampling and analytical variation.

Calculation

- (i) Calculate the upper and lower limits for each active ingredient present in each formulation component of the blend, referring to the tolerances given in Section 4.3.2.

Active ingredient upper limit in its formulation (E_H) = g/kg declared + tolerance

Active ingredient lower limit in its formulation (E_L) = g/kg declared – tolerance

- (ii) Calculate the upper and lower limits for each component in the blend, applying the tolerances intended for active ingredient content in Section 4.3.2.

Blend component upper limit (F_H) = g/kg declared + tolerance

Blend component lower limit (F_L) = g/kg declared – tolerance

- (iii) Calculate the upper and lower limits for each active ingredient in the blend.

Active ingredient upper limit in the blend = $(E_H \times F_H)/1000$ g/kg

Active ingredient lower limit in the blend = $(E_L \times F_L)/1000$ g/kg

Example

WG formulation A, declared to contain active ingredient X at 20% (200 g/kg), is blended with WG formulation B, declared to contain active ingredient Y at 65% (650 g/kg). The declared ratio of formulations A:B in the blend is 70%:30% and therefore the declared contents of X and Y in the blend are 14% (140 g/kg) and 19.5% (195 g/kg), respectively.

Active ingredient X

- (i) From Section 4.3.2, the tolerance for active ingredient X in formulation A is $\pm 6\%$ (which is equal to ± 12 g/kg) and therefore its upper and lower limits in A are:

$$200 + 12 = 212 \text{ g/kg}$$

$$200 - 12 = 188 \text{ g/kg}$$

Appendix K
Calculation of expanded tolerances
for the active ingredient content of mixed solid formulations (Section 4.3.3)

- (ii) Applying the values in Section 4.3.2 to the formulation instead of the active ingredient, the tolerance for formulation A in the blend is ± 25 g/kg ($\pm 3.6\%$) and therefore its upper and lower limits in the blend are:

$$700 + 25 = 725 \text{ g/kg}$$

$$700 - 25 = 675 \text{ g/kg}$$

- (iii) The upper and lower limits of active ingredient X in the blend are therefore:

$$(212 \times 725)/1000 = 153.7 \text{ g/kg}$$

$$(188 \times 675)/1000 = 126.9 \text{ g/kg}$$

Note. Without expansion, the tolerance for X at 140 g/kg in the blend would be $\pm 6\%$, implying upper and lower limits of 148.4 g/kg and 131.6 g/kg, respectively. The expanded tolerances do not represent plus and minus exactly the same percentage of the declared value.

Active ingredient Y

- (i) From Section 4.3.2, the tolerance for active ingredient Y in formulation B is ± 25 g/kg and therefore its upper and lower limits in B are:

$$650 + 25 = 675 \text{ g/kg}$$

$$650 - 25 = 625 \text{ g/kg}$$

- (ii) Applying the values in Section 4.3.2 to the formulation instead of the active ingredient, the tolerance for formulation B in the blend is $\pm 5\%$ (which is equal to ± 15 g/kg) and therefore its upper and lower limits in the blend are:

$$300 + 15 = 315 \text{ g/kg}$$

$$300 - 15 = 285 \text{ g/kg}$$

- (iii) The upper and lower limits of active ingredient Y in the blend are therefore:

$$(675 \times 315)/1000 = 212.6 \text{ g/kg}$$

$$(625 \times 285)/1000 = 178.1 \text{ g/kg}$$

Note. Without expansion, the tolerance for Y at 195 g/kg in the blend would be $\pm 6\%$, implying upper and lower limits of 206.7 g/kg and 183.3 g/kg, respectively. The expanded tolerances do not represent plus and minus exactly the same percentage of the declared value.

In 2001, the Food and Agriculture Organization of the United Nations (FAO) and the World Health Organization (WHO) agreed to develop specifications for pesticides jointly, thus providing unique, robust and universally applicable standards for pesticide quality. This joint programme is based on a Memorandum of Understanding between the two Organizations.

The November 2010 revision of the 1st edition of the *Manual on development and use of FAO and WHO specifications for pesticides*, which is available only on the internet, supersedes the 2006 revision and previous manuals and guidance documents published by either FAO or WHO on this subject. It provides the standard process, unified requirements and procedures, harmonized definitions and nomenclature, technical guidelines and standards applicable to pesticides for use in agriculture and public health. FAO/WHO specifications for pesticides based on this manual are developed through the FAO/WHO Joint Meeting on Pesticide Specifications (JMPS) and published on the Web sites of the two Organizations:

<http://www.fao.org/agriculture/crops/core-themes/theme/pests/pm/jmps/en/>

and

<http://www.who.int/whopes/quality/>

FAO/WHO specifications apply only to the products of manufacturers whose technical materials have been evaluated. The specifications may be used to provide an international point of reference against which the quality of products can be judged, either for regulatory purposes or in commercial dealings, thereby helping to prevent the trade, sale and use of inferior quality pesticide products. Thus the specifications will enhance confidence in the purchase and use of pesticides and, at the same time contribute towards better pest control, sound agricultural production, effective vector control measures and improved user, public and environmental safety throughout the world, especially in developing countries.

Grey shading = new/revised or deleted [±] text or numbers in second revision (Nov 2010).