

# International Nonproprietary Names for Pharmaceutical Substances (INN)

---

## RECOMMENDED International Nonproprietary Names (Rec. INN): List 43

Notice is hereby given that, in accordance with paragraph 7 of the Procedure for the Selection of Recommended International Nonproprietary Names for Pharmaceutical Substances [*Off. Rec. Wild Health Org.*, 1955, **60**, 3 (Resolution EB15.R7); 1969, **173**, 10 (Resolution EB43.R9)], the following names are selected as Recommended International Nonproprietary Names. The inclusion of a name in the lists of Recommended International Nonproprietary Names does not imply any recommendation of the use of the substance in medicine or pharmacy. Lists of Proposed (1–73) and Recommended (1–35) International Nonproprietary Names can be found in *Cumulative List No. 9, 1996*.

## Dénominations communes internationales des Substances pharmaceutiques (DCI)

---

### Dénominations communes internationales RECOMMANDÉES (DCI Rec): Liste 43

Il est notifié que, conformément aux dispositions du paragraphe 7 de la Procédure à suivre en vue du choix de Dénominations communes internationales recommandées pour les Substances pharmaceutiques [*Actes off. Org. mond. Santé*, 1955, **60**, 3 (résolution EB15.R7); 1969, **173**, 10 (résolution EB43.R9)] les dénominations ci-dessous sont choisies par l'Organisation mondiale de la Santé en tant que dénominations communes internationales recommandées. L'inclusion d'une dénomination dans les listes de DCI recommandées n'implique aucune recommandation en vue de l'utilisation de la substance correspondante en médecine ou en pharmacie. On trouvera d'autres listes de Dénominations communes internationales proposées (1–73) et recommandées (1–35) dans la *Liste récapitulative No. 9, 1996*.

## Denominaciones Comunes Internacionales para las Sustancias Farmacéuticas (DCI)

---

### Denominaciones Comunes Internacionales RECOMENDADAS (DCI Rec.): Lista 43

De conformidad con lo que dispone el párrafo 7 del Procedimiento de Selección de Denominaciones Comunes Internacionales Recomendadas para las Sustancias Farmacéuticas [*Act. Of. Mund. Salud*, 1955, **60**, 3 (Resolución EB15.R7); 1969, **173**, 10 (Resolución EB43.R9)], se comunica por el presente anuncio que las denominaciones que a continuación se expresan han sido seleccionadas como Denominaciones Comunes Internacionales Recomendadas. La inclusión de una denominación en las listas de las Denominaciones Comunes Internacionales Recomendadas no supone recomendación alguna en favor del empleo de la sustancia respectiva en medicina o en farmacia. Las listas de Denominaciones Comunes Internacionales Propuestas (1–73) y Recomendadas (1–35) se encuentran reunidas en *Cumulative List No. 9, 1996*.

An ongoing review is under way of the long-standing objections to proposed International Nonproprietary Names (INN). As a result, objections have been withdrawn to the following names which are now included in this list of recommended INNs:

*atizoram, atliprofen, beclamide, bicifadine, bornelone, ciadox, cloperastine, clorexolone, cloroperone, corticotropin zinc hydroxide, cresotamide, difenidol, diosmin, divabuterol, eledoisin, eritryl tetranitrate, exepanol, fenaclon, fenoprofen, fluquazone, glutaurine, guaifylline, halazone, kebuzone, metamfepramone, meticillin, moquizone, nabilone, nonabine, norgesterone, odalprofen, oletimol, pentiapine, plauracin, sulisatin, tandamine, teoprانيتol, ticarcillin, tienocarbine, triclofos, triflocin, trimecaine, zolazepam*

Les objections formulées de longue date contre des Dénominations communes internationales (DCI) proposées sont examinées. Des objections ont été retirées à la suite de cet examen et les noms suivants sont donc inclus dans cette liste des DCI recommandées:

*atizoram, atliprofène, béclamide, bicifadine, bornélonge, ciadox, clopéastine, clorexolone, cloropélonge, corticotropine hydroxyde de zinc, crésotamide, difénidol, diosmine, divabutérol, élédoisine, tétranitrate d'éritrityle, exépanol, fénaclong, fénoprofène, fluquazong, glutaurine, guaifylline, halazong, kébuzong, métamfépramong, méticilline, moquizong, nabilong, nonabine, norgestélong, odalprofène, olétimol, pentiapine, plauracine, sulisatine, tandamine, téoprانيتol, ticarcilline, tiénocarbine, triclofos, triflocine, trimécaïne, zolazépam*

Se ha emprendido un examen de las objeciones que se vienen formulando desde hace tiempo a las denominaciones comunes internacionales (DCI) propuestas. Como resultado, se han retirado las objeciones a las denominaciones siguientes, que ahora están incluidas en la presente lista de DCI recomendadas:

*atizoram, atliprofeno, beclamida, bicifadina, bornelona, ciadox, cloperastina, clorexolona, cloroperona, corticotropina hidróxido de zinc, cresotamida, difenidol, diosmina, divabuterol, eledoisina, tetranitrato de eritritilo, exepanol, fenaclón, fenoprofeno, flucuazona, glutaurina, guaifilina, halazona, kebuzona, metamfepramona, met icilina, moquizona, nabilona, nonabina, norgesterona, odalprofeno, oletimol, pentiapina, plauracina, sulisatina, tandamina, teoprانيتol, ticarcilina, tienocarbina, triclofós, triflocina, trimecaína, zolazepam*

*Proposed INN*  
(Latin, English, French, Spanish)

*Chemical name or description: Action and use: Molecular formula*  
*Chemical Abstracts Service (CAS) registry number: Graphic formula*

*DCI Proposée*

*Nom chimique ou description: Propriétés et indications: Formule brute*  
*Numéro dans le registre du CAS: Formule développée*

*DCI Propuesta*

*Nombre químico o descripción: Acción y uso: Fórmula empírica*  
*Número de registro del CAS: Fórmula desarrollada*

### abetimumum

abetimus

d(C-A-C-A-C-A-C-A-C-A-C-A-C-A-C-A-C-A-C-A-C-A)-P,5',5''',5''''',5''''''-tetraester withethylenebis(oxyethylene)bis[bis[2-[6-[2-[(6-hydroxyhexyl)thio]=acetamido]hexanamido]ethyl]carbamate], complex with d(T-G-T-G-T-G-T-G-T-G-T-G-T-G-T-G-T-G-T-G-T-G-T-G) (1:4)

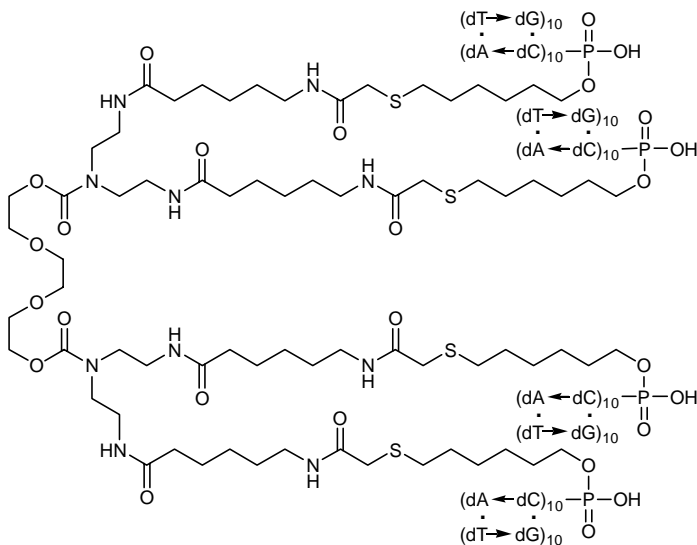
abétimus

complexe (4:1) entre l'acide désoxyribonucléique d(T-G-T-G-T-G-T-G-T-G-T-G-T-G-T-G-T-G-T-G-T-G-T-G) et le tétrakis[5'-hydrogénophosphate de l'acide désoxyribonucléique d(C-A-C-A-C-A-C-A-C-A-C-A-C-A-C-A-C-A-C-A-C-A)] de 6,6',6''',6''''-[éthylènebis[oxyéthylèneoxycarbonylnitrilobis[éthylèneimino=(6-oxohexane-6,1-diyl)imino(2-oxoéthane-2,1-diyl)sulfanediyl]]]tétrahexyle

abetimús

5',5''',5''''',5''''''-P-tetraéster del d(P-tetraéster del d(C-C-A-C-A-C-A-C-A-C-A-C-A-C-A-C-A-C-A-C-A-C-A) con bis[bis[2-[6-[2-[(6hidroxihehil)tio]acetamido]=hexanamido]etil]carbamato] de etilenobis(oxietileno), complejo con d(T-G-T-G-T-G-T-G-T-G-T-G-T-G-T-G-T-G) (1:4)

C<sub>1632</sub>H<sub>2100</sub>N<sub>610</sub>O<sub>970</sub>P<sub>156</sub>S<sub>4</sub>



**acidum caloxeticum**

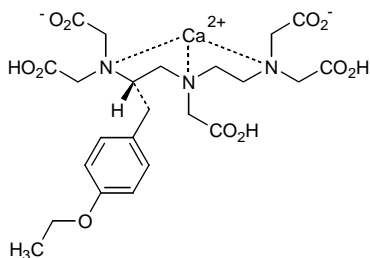
caloxetic acid

trihydrogen *N*-[[(2*S*)-2-[bis(carboxymethyl)amino]-3-(*p*-ethoxyphenyl)propyl]-*N*-[2-[bis(carboxymethyl)amino]ethyl]glycinato(5-)]calciate(3-)

acide caloxétique

trihydrogénéo*N*-[[(2*S*)-2-[bis(carboxyméthyl)amino]-3-(4-éthoxyphényl)propyl]-*N*-[2-[bis(carboxyméthyl)amino]éthyl]glycinato(5-)]calciate(3-)

ácido caloxético

[*N*-[(2*S*)-2-[bis(carboximetil)amino]-3-(*p*-etoxifenil)propil]-*N*-[2-[bis(carboximetil)amino]etil]glicinato(5-)]calciato(3-) de trihidrógenoC<sub>23</sub>H<sub>31</sub>CaN<sub>3</sub>O<sub>11</sub>**anidulafunginum**

anidulafungin

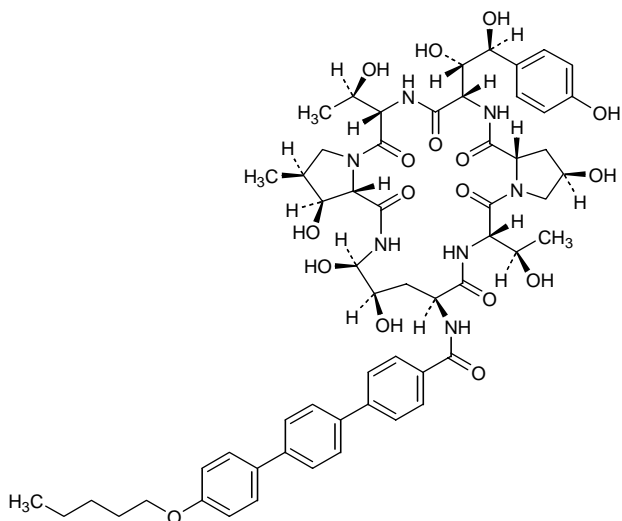
(4*R*,5*R*)-4,5-dihydroxy-*N*<sup>2</sup>-[[4''-(pentyloxy)-*p*-terphenyl-4-yl]carbonyl]-*L*-ornithyl-*L*-threonyl-*trans*-4-hydroxy-*L*-prolyl-(*S*)-4-hydroxy-4-(*p*-hydroxyphenyl)-*L*-threonyl-*L*-threonyl-(3*S*,4*S*)-3-hydroxy-4-methyl-*L*-proline cyclic (6→1)-peptide

anidulafungine

*N*-[(2*R*,6*S*,9*S*,11*R*,12*R*,14*aS*,15*S*,16*S*,20*S*,23*S*,25*aS*)-23-[(1*S*,2*S*)-1,2-dihydroxy-2-(4-hydroxyphényl)éthyl]-2,11,12,15-tétrahydroxy-6,20-bis[(1*R*)-1-hydroxyéthyl]-16-méthyl-5,8,14,19,22,25-hexaoxotétracosahydro-1*H*-dipyrrolo[2,1-*c*:2',1'-*l*][1,4,7,10,13,16]hexaazacyclohénicosén-9-yl]-4''-(pentyloxy)-1,1':4',1''-terphényle-4-carboxamide

anidulafungina

péptido (6→1)-cíclico (4*R*,5*R*)-4,5-dihidroxi-*N*<sup>2</sup>-[4''-(pentiloxi)-*p*-terfenil-4-il]carbonyl]-*L*-ornitil-*L*-treonil-*trans*-4-hidroxi-*L*-proil-(*S*)-4-hidroxi-4-(*p*-hidroxifenil)-*L*-treonil-*L*-treonil-(3*S*,4*S*)-3-hidroxi-4-metil-*L*-prolina

C<sub>58</sub>H<sub>73</sub>N<sub>7</sub>O<sub>17</sub>**artemimolum**

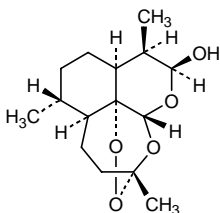
artemimol

(3*R*,5*aS*,6*R*,8*aS*,9*R*,10*S*,12*R*,12*aR*)-decahydro-3,6,9-triméthyl-3,12-époxy-12*H*-pyrano[4,3-*j*]-1,2-benzodioxépin-10-ol

arténimol

(3*R*,5*aS*,6*R*,8*aS*,9*R*,10*S*,12*R*,12*aR*)-3,6,9-triméthyl-décahydro-3,12-époxy-pyrano[4,3-*j*]-1,2-benzodioxépin-10-ol

artemimol

(3*R*,5*aS*,6*R*,8*aS*,9*R*,10*S*,12*R*,12*aR*)-decahydro-3,6,9-triméthyl-3,12-époxy-12*H*-pirano[4,3-*j*]-1,2-benzodioxépin-10-olC<sub>15</sub>H<sub>24</sub>O<sub>5</sub>

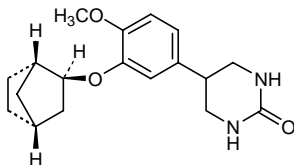
**atizoramum**

atizoram tetrahydro-5-[4-methoxy-3-[(1*S*,2*S*,4*R*)-2-norbornyloxy]phenyl]-2(1*H*)-pyrimidinone

atizoram 5-[3-[[[(1*S*,2*S*,4*R*)-bicyclo[2.2.1]hept-2-yl]oxy]-4-méthoxyphényl]=tétrahydropyrimidin-2(1*H*)-one

atizoram tetrahydro-5-[4-metoxi-3-[(1*S*,2*S*,4*R*)-2-norborniloxi]fenil]-2(1*H*)-pirimidinona

$C_{18}H_{24}N_2O_3$

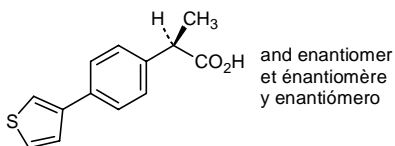
**atliprofenum**

atliprofen ( $\pm$ )-*p*-3-thienylhydratropic acid

atliprofène acide (*RS*)-2-[4-(thiophén-3-yl)phényl]propanoïque

atliprofenó ácido ( $\pm$ )-*p*-3-tienilhidratrópico

$C_{13}H_{12}O_2S$

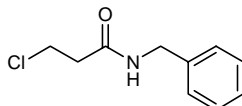
**beclamidum**

beclamide *N*-benzyl- $\beta$ -chloropropionamide

béclamide *N*-benzyl-3-chloropropanamide

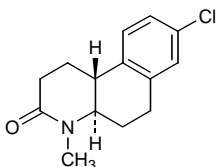
beclamida *N*-bencil- $\beta$ -cloropropionamida

$C_{10}H_{12}ClNO$

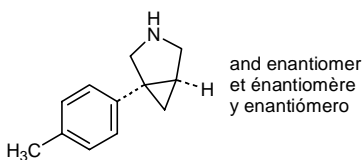


**bexlosteridum**

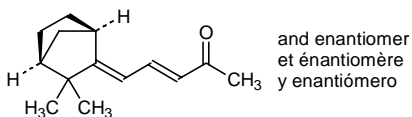
bexlosteride	(4 <i>aR</i> ,10 <i>bR</i> )-8-chloro-1,4,4 <i>a</i> ,5,6,10 <i>b</i> -hexahydro-4-methylbenzo[ <i>f</i> ]quinolin-3(2 <i>H</i> )-one
bexlostéride	(4 <i>aR</i> ,10 <i>bR</i> )-8-chloro-4-méthyl-1,4,4 <i>a</i> ,5,6,10 <i>b</i> -hexahydrobenzo[ <i>f</i> ]quinoléin-3(2 <i>H</i> )-one
bexlosterida	(4 <i>aR</i> ,10 <i>bR</i> )-8-cloro-1,4,4 <i>a</i> ,5,6,10 <i>b</i> -hexahidro-4-metilbenzo[ <i>f</i> ]quinolin-3(2 <i>H</i> )-ona
	C <sub>14</sub> H <sub>16</sub> ClNO

**bicifadinum**

bicifadine	(±)-1- <i>p</i> -tolyl-3-azabicyclo[3.1.0]hexane
bicifadine	(1 <i>RS</i> ,5 <i>SR</i> )-1-(4-méthylphényl)-3-azabicyclo[3.1.0]hexane
bicifadina	(±)-1- <i>p</i> -tolil-3-azabíciclo[3.1.0]hexano
	C <sub>12</sub> H <sub>15</sub> N

**bornelonum**

bornelone	5-(3,3-dimethyl-2-norbornylidene-3-penten-2-one
bornélonge	(3 <i>E</i> )-5-[(1 <i>RS</i> ,2 <i>E</i> ,4 <i>SR</i> )-3,3-diméthylbicyclo[2.2.1]hept-2-ylidène]pent-3-én-2-one
bornelona	5-(3,3-dimetil-2-norbornilideno-3-penten-2-ona
	C <sub>14</sub> H <sub>20</sub> O



**cadrofloxacinum**

cadrofloxacín

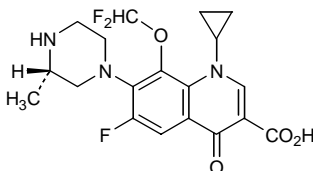
(-)-1-cyclopropyl-8-(difluoromethoxy)-6-fluoro-1,4-dihydro-7-[(S)-3-methyl-1-piperazinyl]-4-oxo-3-quinolinecarboxylic acid

cadrofloxacine

(-)-acide 1-cyclopropyl-8-(difluorométoxy)-6-fuoro-7-[(3S)-3-méthylpipérazin-1-yl]-4-oxo-1,4-dihydroquinoléine-3-carboxylique

cadrofloxacino

ácido (-)-1-ciclopropil-8-(difluorometoxi)-6-fluoro-1,4-dihidro-7-[(S)-3-metil-1-piperazinil]-4-oxo-3-quinolinacarboxílico

C<sub>19</sub>H<sub>20</sub>F<sub>3</sub>N<sub>3</sub>O<sub>4</sub>**cefmatilenum**

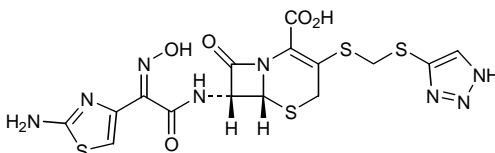
cefmatilén

(-)-(6R,7R)-7-[2-(2-amino-4-thiazolyl)glyoxylamido]-8-oxo-3-[[v-triazol-4-ylthio)methyl]thio]-5-thia-1-azabicyclo[4.2.0]oct-2-ene-2-carboxylic acid, 7<sup>2</sup>-(Z)-oxime

cefmatilène

(-)-acide (6R,7R)-7-[[Z]-2-(2-aminotiazol-4-yl)-2-(hydroxyimino)acétyl]=amino]-8-oxo-3-[[[(1H-1,2,3-triazol-4-yl)sulfanyl]méthyl]sulfanyl]-5-thia-1-azabicyclo[4.2.0]oct-2-ène-2-carboxylique

cefmatileno

7<sup>2</sup>-(Z)-oxima del ácido (-)-(6R,7R)-7-[2-(2-amino-4-tiazolil)glioxilamido]-8-oxo-3-[[v-triazol-4-iltio)metil]tio]-5-tia-1-azabicyclo[4.2.0]oct-2-eno-2-carboxílicoC<sub>15</sub>H<sub>14</sub>N<sub>8</sub>O<sub>5</sub>S<sub>4</sub>**ciadoxum**

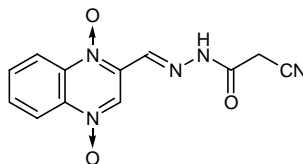
ciadox

cyanoacetic acid (2-quinoxalinylmethylene)hydrazide N<sup>1</sup>,N<sup>4</sup>-dioxide

ciadox

2-cyano-2'-[(E)-(quinoxalin-2-yl 1,4-dioxyde)méthylène]acétohydrazide

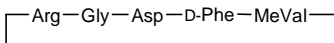
ciadox

N<sup>1</sup>,N<sup>4</sup>-dióxido de la (2-quinoxalinilmetileno)hidrazida del ácido cianoacéticoC<sub>12</sub>H<sub>9</sub>N<sub>5</sub>O<sub>3</sub>

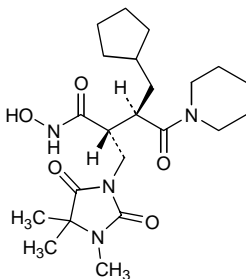


**cilengitidum**

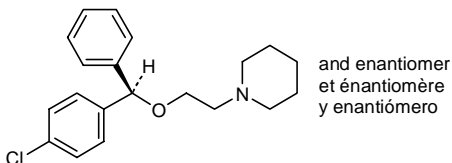
cilengitide	cyclo(L-arginylglycyl-L- $\alpha$ -aspartyl-D-phenylalanyl-N-methyl-L-valyl)
cilengitide	cyclo[L-arginyl-glycyl-L- $\alpha$ -aspartyl-D-phénylalanyl-(N-méthyl-L-valyl)]
cilengitida	ciclo(L-arginilglicil-L-a-aspartil-D-fenilalanil-N-metil-L-valil)

C<sub>27</sub>H<sub>40</sub>N<sub>8</sub>O<sub>7</sub>**cipemastatum**

cipemastat	( $\alpha R, \beta R$ )- $\beta$ -(cyclopentylmethyl)- $\gamma$ -oxo- $\alpha$ -[(3,4,4-trimethyl-2,5-dioxo-1-imidazolidinyl)methyl]-1-piperidinebutyrohydroxamic acid
cipémastat	(2 <i>R</i> ,3 <i>R</i> )-3-(cyclopentylméthyl)- <i>N</i> -hydroxy-4-oxo-4-(pipéridin-1-yl)-2-[(3,4,4-triméthyl-2,5-dioxoimidazolidin-1-yl)méthyl]butanamide
cipemastat	ácido ( $\alpha R, \beta R$ )- $\beta$ -(ciclopentilmetil)- $\gamma$ -oxo- $\alpha$ -[(3,4,4-trimetil-2,5-dioxo-1-imidazolidinil)metil]-1-piperidinabutiroidroxámico

C<sub>22</sub>H<sub>36</sub>N<sub>4</sub>O<sub>5</sub>**cloperastinum**

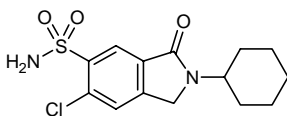
cloperastine	1-{2-[( <i>p</i> -chloro- $\alpha$ -phenylbenzyl)oxy]}piperidine
clopérastine	1-[2-[( <i>RS</i> )-(4-chlorophényl)phénylméthoxy]éthyl]pipéridine
cloperastina	1-{2-[(4-cloro- $\alpha$ -fenilbencil)oxi]etil}piperidina

C<sub>20</sub>H<sub>24</sub>ClNO

**clorexolonum**

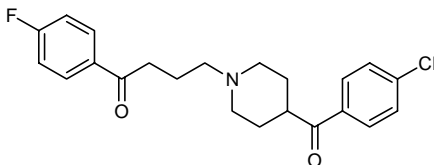
clorexolone	6-chloro-2-cyclohexyl-3-oxo-5-isoindolinesulfonamide
clorexolone	6-chloro-2-cyclohexyl-3-oxo-2,3-dihydro-1 <i>H</i> -isoindole-5-sulfonamide
clorexolona	6-cloro-2-ciclohexil-3-oxo-5-isoindolinosulfonamida

$C_{14}H_{17}ClN_2O_3S$

**cloroperonum**

cloroperone	4- [4-( <i>p</i> -chlorobenzoyl)piperidino]-4'-fluorobutyrophenone
cloropérone	4-[4-(4-chlorobenzoyl)pipéridin-1-yl]-1-(4-fluorophényl)butan-1-one
cloroperona	4- [4-( <i>p</i> -clorobenzoil)piperidino]-4'-fluorobutirofenona

$C_{22}H_{23}ClFNO_2$

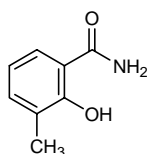
**corticotropinum zinci hydroxydum**

corticotropin zinc hydroxide	a preparation of purified corticotropin adsorbed on zinc hydroxide
corticotropine hydroxyde de zinc	préparation de corticotropine purifiée adsorbée sur l'hydroxyde de zinc
corticotropina hidróxido de zinc	preparación de corticotropina purificada adsorbida en hidróxido de zinc

**cresotamidum**

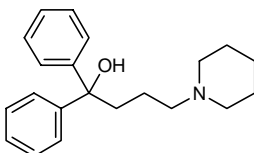
cresotamide	2,3-cresotamide
crésotamide	2-hydroxy-3-méthylbenzamide
cresotamida	2,3-cresotamida

$C_8H_9NO_2$

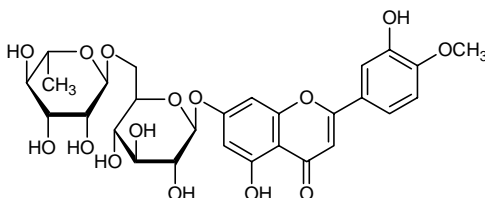


**difenidolum**

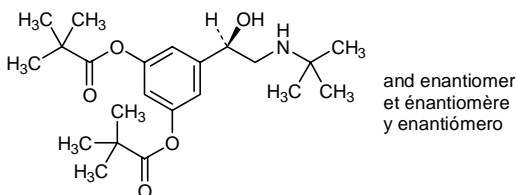
difenidol	$\alpha,\alpha$ -diphenyl-1-piperidinebutanol
difénidol	1,1-diphényl-4-(pipéridin-1-yl)butan-1-ol
difenidol	1,1-difenil-4-piperidinobutanol
	$C_{21}H_{27}NO$

**diosminum**

diosmin	3',5,7-trihydroxy-4'-methoxyflavone 7-[6-O-(6-deoxy- $\alpha$ -L-mannopyranosyl)- $\beta$ -D-glucopyranoside]
diosmine	7-[[6-O-(6-désoxy- $\alpha$ -L-mannopyranosyl)- $\beta$ -D-glucopyranosyl]oxy]-5-hydroxy-2-(3-hydroxy-4-méthoxyphényl)-4H-1-benzopyran-4-one
diosmína	7-[6-O-desoxi- $\alpha$ -L-manopiranosil]- $\beta$ -D-glucopiranosido de 3',5,7-trihydroxi-4'-metoxiflavona
	$C_{28}H_{32}O_{15}$

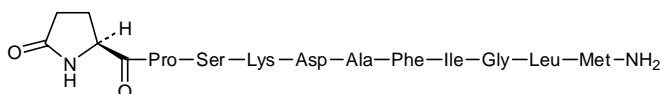
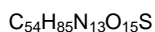
**divabuterolum**

divabuterol	(±)-5-[2-( <i>tert</i> -butylamino)-1-hydroxyethyl]- <i>m</i> -phenylene dipivalate
divabutérol	bis(2,2-diméthylpropanoate) de 5-[(1 <i>RS</i> )-2-[(1,1-diméthyléthyl)amino]-1-hydroxyéthyl]-1,3-phénylène
divabuterol	dipivalato de (±)-5-[2-( <i>terc</i> -butilamino)-1-hidroxietyl]- <i>m</i> -fenileno
	$C_{22}H_{35}NO_5$

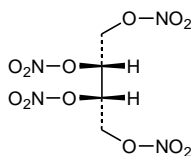
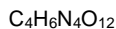


**eledoisinum**

eledoisin	5-oxo-L-prolyl-L-prolyl-L-seryl-L-lysyl-L-aspartyl-L-alanyl-L-phenylalanyl-L- isoleucylglycyl-L-leucyl-L-methioninamide
elédoïsine	(5-oxo-L-prolyl)-L-prolyl-L-seryl-L-lysyl-L-aspartyl-L-alanyl-L-phénylalanyl-L- isoleucyl-glycyl-L-leucyl-L-méthioninamide
eledoisina	5-oxo-L-prolil-L- prolil-L-seril-L-lisil-L-aspartil-L-alanil-L-fenilalanil-L- isoleucilglicil-L-leucil-L-metioninamida

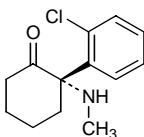
**eritryli tetranitras**

eritryl tetranitrate	erythritol tetranitrate
tétranitrate d'éritrityle	tétranitrate de (2 <i>R</i> ,3 <i>S</i> )-butane-1,2,3,4-tétryle
tetranitrato de eritritilo	tetranitrato de eritritol



**esketaminum**

esketamine	(S)-2-(o-chlorophenyl)-2-(methylamino)cyclohexanone
eskétamine	(2S)-2-(2-chlorophényl)-2-(méthylamino)cyclohexanone
esketamina	(S)-2-(o-clorofenil)-2-(metilamino)ciclohexanona

C<sub>13</sub>H<sub>16</sub>ClNO**etanerceptum**

etanercept	1-235-tumor necrosis factor receptor (human) fusion protein with 236-467-immunoglobulin G1 (human $\gamma$ 1-chain Fc fragment), dimer
étanercept	1-235-récepteur du facteur de nécrose tumorale (humain)-236-467-immunoglobuline G1 (chaîne $\gamma$ 1 du fragment Fc humain), dimère
etanercept	dímero de la proteína de fusión del 1-235 receptor del factor de necrosis tumoral (humano) con la 236-467-immunoglobulina G1 (cadena $\gamma$ 1 del fragmento Fc humano)

C<sub>2224</sub>H<sub>3472</sub>N<sub>618</sub>O<sub>701</sub>S<sub>36</sub> (monomer)

LPAQVAFTPY	APEPGSTCRL	REYYDQTAQM	CCSKCSPGQH
AKVFCTKTS	TVCDSCEDST	YTQLWNWVPE	CLSCGSRCSS
DQVETQACTR	EQNRICTCRP	GWYCALSQKE	GCRLCAPLRK
CRPGFGVARP	GTETSDVVCK	PCAPGTFSNT	TSSTDICRPH
QICNVVAIPG	NASMDAVCTS	TSPTRSMAPG	AVHLPQPVST
RSQHTQPTPE	PSTAPSTSFL	LPMGPSPPAE	GSTGDEPKSC
DKTHTCPPCP	APELLGGPSV	FLFPPKPKDT	LMISRTPEVT
CVVVDVSHED	PEVKFNWYVD	GVEVHNAKTK	PREEQYNSTY
RVVSVLTVLH	QDWLNGKEYK	CKVSNKALPA	PIEKTISKAK
GQPREPQVYT	LPPSREEMTK	NQVSLTCLVK	GFYPSDIAVE
WESNGQPENN	YKTTTPVLDS	DGSFFLYSKL	TVDKSRWQQG
NVFSCSVMHE	ALHNHYTQKS	LSLSPGK	

2

**exatecanum**

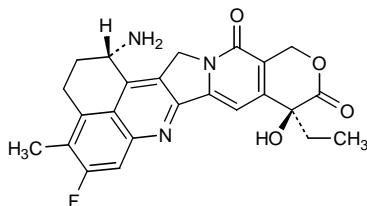
exatecan

(1*S*,9*S*)-1-amino-9-ethyl-5-fluoro-1,2,3,9,12,15-hexahydro-9-hydroxy-4-methyl-10*H*,13*H*-benzo[*de*]pyrano[3',4':6,7]indolizino[1,2-*b*]quinoline-10,13-dione

exatécan

(1*S*,9*S*)-1-amino-9-éthyl-5-fluoro-9-hydroxy-4-méthyl-1,2,3,9,12,15-hexahydro-10*H*,13*H*-benzo[*de*]pyrano[3',4':6,7]indolizino[1,2-*b*]quinoléine-10,13-dione

exatecán

(1*S*,9*S*)-1-amino-9-etil-5-fluoro-1,2,3,9,12,15-hexahidro-9-hidroxi-4-metil-10*H*,13*H*-benzo[*de*]pirano[3',4':6,7]indolizino[1,2-*b*]quinolina-10,13-dionaC<sub>24</sub>H<sub>22</sub>FN<sub>3</sub>O<sub>4</sub>**exepanolum**

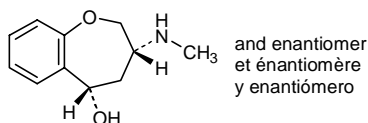
exepanol

(±)-*cis*-2,3,4,5-tetrahydro-3-(methylamino)-1-benzoxepin-5-ol

exépanol

(3*RS*,5*SR*)-3-(méthylamino)-2,3,4,5-tétrahydro-1-benzoxépin-5-ol

exepanol

(±)-*cis*-2,3,4,5-tetrahydro-3-(metilamino)-1-benzoxepin-5-olC<sub>11</sub>H<sub>15</sub>NO<sub>2</sub>**falnidamolum**

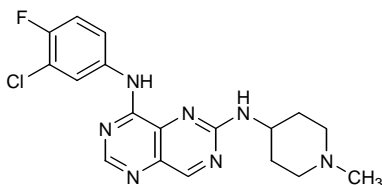
falnidamol

8-(3-chloro-4-fluoroanilino)-2-[(1-methyl-4-piperidyl)amino]pyrimido=[5,4-*d*]pyrimidine

falnidamol

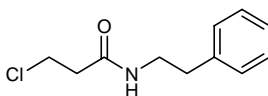
*N*<sup>β</sup>-(3-chloro-4-fluorophényl)-*N*<sup>γ</sup>-(1-méthylpipéridin-4-yl)pyrimido=[5,4-*d*]pyrimidine-2,8-diamine

falnidamol

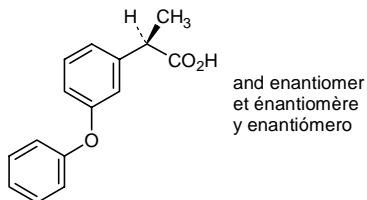
8-(3-cloro-4-fluoroanilino)-2-[(1-metil-4-piperidil)amino]pirimido=[5,4-*d*]pirimidinaC<sub>18</sub>H<sub>19</sub>ClFN<sub>7</sub>

**fenaclonum**

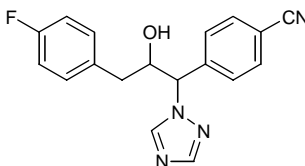
fenaclon	3-chloro- <i>N</i> -phenethylpropionamide
fénaclo	3-chloro- <i>N</i> -(2-phényléthyl)propanamide
fenaclona	3-cloro- <i>N</i> -fenetilpropionamida
	C <sub>11</sub> H <sub>14</sub> ClNO

**fenoprofenum**

fenoprofen	(±)- <i>m</i> -phenoxyhydratropic acid
fénoprofène	acide ( <i>RS</i> )-2-(3-phénoxyphényl)propanoïque
fenoprofeno	ácido (±)- <i>m</i> -fenoxihidratrópico
	C <sub>15</sub> H <sub>14</sub> O <sub>3</sub>

**finrozolum**

finrozole	<i>p</i> -[3-( <i>p</i> -fluorophenyl)-2-hydroxy-1-(1 <i>H</i> -1,2,4-triazol-1-yl)propyl]benzotrile
finrozole	4-[3-(4-fluorophényl)-2-hydroxy-1-(1 <i>H</i> -1,2,4-triazol-1-yl)propyl]benzotrile
finrozol	<i>p</i> -[3-( <i>p</i> -fluorofenil)-2-hidroxi-1-(1 <i>H</i> -1,2,4-triazol-1-il)propil]benzotrilo
	C <sub>18</sub> H <sub>15</sub> FN <sub>4</sub> O



**fluquazonum**

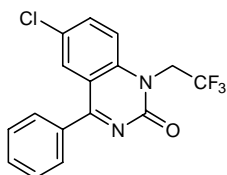
fluquazone

6-chloro-4-phenyl-1-(2,2,2-trifluoroethyl)-2(1*H*)-quinazolinone

fluquazone

6-chloro-4-phényl-1-(2,2,2-trifluoroéthyl)quinazolin-2(1*H*)-one

flucuazona

6-cloro-4-fenil-1-(2,2,2-trifluoroetil)-2(1*H*)-quinazolinona $C_{16}H_{10}ClF_3N_2O$ **fosfructosum**

fosfructose

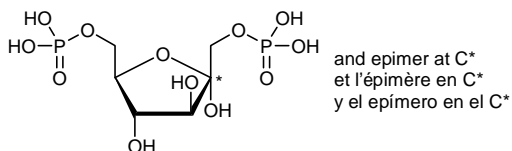
D-fructose 1,6-bis(dihydrogen phosphate)

fosfructose

1,6-bis(dihydrogénophosphate) de D-*arabino*-2-hexulofuranose

fosfructosa

1,6-bis(dihidrógenofosfato) de D-fructosa

 $C_6H_{14}O_{12}P_2$ **frakefamidum**

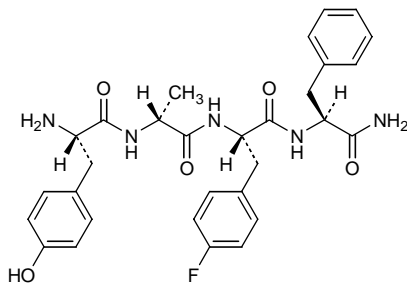
frakefamide

L-tyrosyl-D-alanyl-*p*-fluoro-L-phenylalanyl-L-phenylalaninamide

frakéfamide

L-tyrosyl-D-alanyl-(4-fluoro-L-phénylalanyl)-L-phénylalaninamide

frakefamida

L-tirosil-D-alanil-*p*-fluoro-L-fenilalanil-L-fenilalaninamida $C_{30}H_{34}FN_5O_5$ 



**ganstigminum**

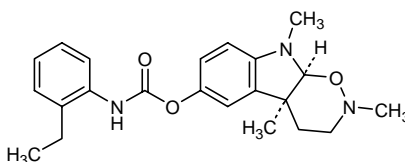
ganstigmine

(4a*S*,9a*S*)-2,3,4,4a,9,9a-hexahydro-2,4a,9-trimethyl-1,2-oxazino[6,5-*b*]indol-6-yl *o*-ethylcarbanilate

ganstigmine

(2-éthylphényl)carbamate de (4a*S*,9a*S*)-2,4a,9-triméthyl-2,3,4,4a,9,9a-hexahydro-1,2-oxazino[6,5-*b*]indol-6-yle

ganstigmina

*o*-etilcarbanilato de (4a*S*,9a*S*)-2,3,4,4a,9,9a-hexahidro-2,4a,9-trimetil-1,2-oxazino[6,5-*b*]indol-6-iloC<sub>22</sub>H<sub>27</sub>N<sub>3</sub>O<sub>3</sub>**gemifloxacinum**

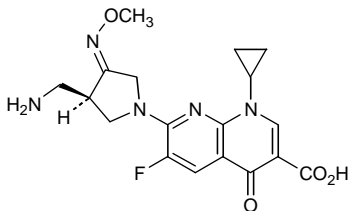
gemifloxacin

(±)-7-[3-(aminométhyl)-4-oxo-1-pyrrolidinyl]-1-cyclopropyl-6-fluoro-1,4-dihydro-4-oxo-1,8-naphthyridine-3-carboxylic acid, 7<sup>4</sup>-(*Z*)-(O-méthylloxime)

gémifloxacine

acide 7-[(3*RS*,4*Z*)-3-(aminométhyl)-4-(méthoxyimino)pyrrolidin-1-yl]-1-cyclopropyl-6-fluoro-4-oxo-1,4-dihydro-1,8-naphtyridine-3-carboxylique

gemifloxacino

7<sup>4</sup>-(*Z*)-(O-metiloxima) del ácido (±)-7-[3-(aminometil)-4-oxo-1-pirrolidinil]-1-ciclopropil-6-fluoro-1,4-dihidro-4-oxo-1,8-naftiridina-3-carboxílicoC<sub>18</sub>H<sub>20</sub>FN<sub>5</sub>O<sub>4</sub>and enantiomer  
et énantiomère  
y enantiómero

**glutaurinum**

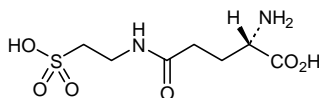
glutaurine

*N*-(2-sulfoethyl)-L-glutamine

glutaurine

acide (2*S*)-2-amino-5-oxo-5-[(2-sulfoéthyl)amino]pentanoïque

glutaurina

*N*-(2-sulfoetil)-L-glutaminaC<sub>7</sub>H<sub>14</sub>N<sub>2</sub>O<sub>6</sub>S**guaifyllinum**

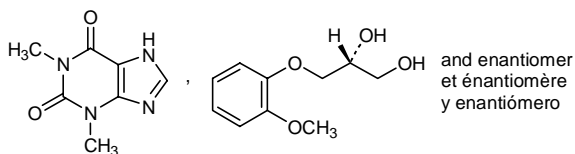
guaifylline

3-(*o*-methoxyphenoxy)-1,2 propanediol compound with theophylline

guaïfylline

composé équimoléculaire de 1,3-diméthyl-3,7-dihydro-1*H*-purine-2,6-dione et de (2*RS*)-3-(2-méthoxyphénoxy)propane-1,2-diol

guaifilina

3-(*o*-metoxifenoxi)-1,2 propanodiol compuesto con teofilinaC<sub>7</sub>H<sub>8</sub>N<sub>4</sub>O<sub>2</sub>·C<sub>10</sub>H<sub>14</sub>O<sub>4</sub>**halazonum**

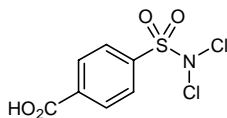
halazone

*p*-(dichlorosulfamoyl)benzoic acid

halazone

acide 4-(dichlorosulfamoyl)benzoïque

halazona

ácido-*p*-(diclorosulfamoil)benzoicoC<sub>7</sub>H<sub>5</sub>Cl<sub>2</sub>NO<sub>4</sub>S

**ibritumomabum tiuxetanum**

ibritumomab tiuxetan

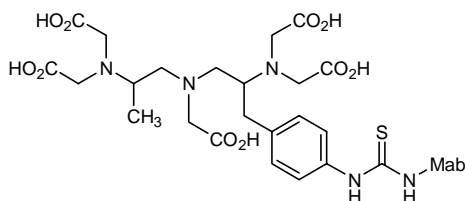
immunoglobulin G1, anti-(human CD20 (antigen)) (mouse monoclonal IDEC-Y2B8  $\gamma$ 1-chain), disulfide with mouse monoclonal IDEC-Y2B8  $\kappa$ -chain, dimer, *N*-[2-[bis(carboxymethyl)amino]-3-(4-isothiocyanatophenyl)propyl]-*N*-[2-[bis(carboxymethyl)amino]propyl]glycine conjugate

ibritumomab tiuxétan

produit de la réaction entre l'immunoglobuline G1, anti-(antigène CD20 humain) (chaîne  $\gamma$ 1 de l'anticorps monoclonal de souris IDEC-Y2B8), dimère du disulfure avec la chaîne  $\kappa$  de l'anticorps monoclonal de souris IDEC-Y2B8 et la *N*-[2-[bis(carboxyméthyl)amino]-3-(4-isothiocyanatophényl)propyl]-*N*-[2-[bis(carboxyméthyl)amino]propyl]glycine

ibritumomab tiuxetán

*N*-[[4-[(2*S*)-2-[bis(carboximéthil)amino]-3-[[[(2*R**S*)-2-[bis(carboximéthil)amino]propil](carboximéthil)amino]propil]fénil]tiocarbamoil]= immunoglobulina G1, anti-(antígeno CD20 humano) (cadena  $\gamma$ 1 del anticuerpo monoclonal quimérico hombre-ratón IDEC-Y2B8), dímero del disulfuro con la cadena  $\kappa$  del anticuerpo monoclonal quimérico hombre-ratón IDEC-Y2B8

**idremcinalum**

idremcinal

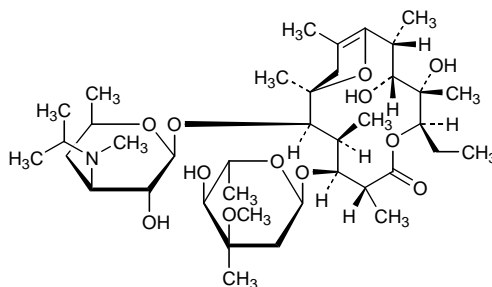
8,9-didehydro-*N*-demethyl-9-deoxo-6-deoxy-6,9-epoxy-*N*-isopropylerythromycin

idremcinal

(2*R*,3*R*,4*S*,5*R*,8*R*,9*S*,10*S*,11*R*,12*R*)-5-éthyl-3,4-dihydroxy-2,4,8,10,12,14-hexaméthyl-9-[(3-*C*-méthyl-3-*O*-méthyl-2,6-didésoxy- $\alpha$ -*L*-ribo-hexopyranosyl)oxy]-11-[3-[méthyl(1-méthyléthyl)amino]-3,4,6-tridésoxy- $\beta$ -*D*-xylo-hexopyranosyl]oxy]-6,15-dioxabicyclo[10.2.1]pentadec-1(14)-én-7-one

idremcinal

8,9-dideshidro-*N*-desmetil-9-desoxo-6-desoxi-6,9-epoxi-*N*-isopropileritromicina

C<sub>39</sub>H<sub>69</sub>NO<sub>12</sub>

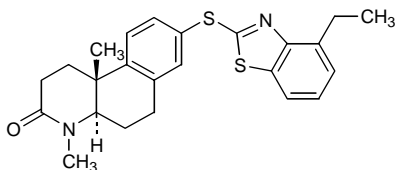
**ilodecakinum**

ilodecakin	interleukin 10 (human clone pH15C)
ilodécakine	interleukine 10 (clone humain pH15C)
ilodecakina	interleuquina 10 (clon humano pH15C)

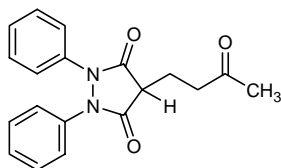
SPGQGTQSEN	SCTHFPGNLP	NMLRDLRDAF	SRVKTFFQMK
DQLDNLLLKE	SLLEDFKGYL	GCQALSEMIQ	FYLEEVMPQA
ENQDPDIKAH	VNSLGENLKT	LRLRLRRCHR	FLPCENSKSA
VEQVKNAFNK	LQEKGIYKAM	SEFDIFINYI	EAYMTMKIRN

**izonsteridum**

izonsteride	(4 <i>aR</i> ,10 <i>bR</i> )-8-[(4-ethyl-2-benzothiazolyl)thio]-1,4,4 <i>a</i> ,5,6,10 <i>b</i> -hexahydro-4,10 <i>b</i> -dimethylbenzo[ <i>f</i> ]quinolin-3(2 <i>H</i> )-one
izonstéride	(4 <i>aR</i> ,10 <i>bR</i> )-8-[(4-éthylbenzothiazol-2-yl)sulfanyl]-4,10 <i>b</i> -diméthyl-1,4,4 <i>a</i> ,5,6,10 <i>b</i> -hexahydrobenzo[ <i>f</i> ]quinoléin-3(2 <i>H</i> )-one
izonsterida	(4 <i>aR</i> ,10 <i>bR</i> )-8-[(4-etil-2-benzotiazolil)tio]-1,4,4 <i>a</i> ,5,6,10 <i>b</i> -hexahidro-4,10 <i>b</i> -dimetilbenzo[ <i>f</i> ]quinolin-3(2 <i>H</i> )-ona

C<sub>24</sub>H<sub>26</sub>N<sub>2</sub>OS<sub>2</sub>**kebuzonum**

kebuzone	4-(3-oxobutyl)-1,2-diphenyl-3,5-pyrazolidinedione
kébuzone	4-(3-oxobutyl)-1,2-diphénylpyrazolidine-3,5-dione
kebuzona	4-(3-oxobutil)-1,2-difenil-3,5-pirazolidinadiona

C<sub>19</sub>H<sub>18</sub>N<sub>2</sub>O<sub>3</sub>

**lasofoxifenum**

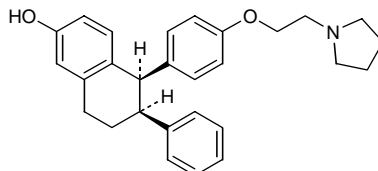
lasofoxifene

(-)-*cis*-5,6,7,8-tetrahydro-6-phenyl-5-[*p*-[2-(1-pyrrolidinyl)ethoxy]phenyl]-2-naphthol

lasofoxifène

(-)-(5*RS*,6*SR*)-6-phényl-5-[4-[2-(pyrrolidin-1-yl)éthoxy]phényl]-5,6,7,8-tétrahydronaphtalén-2-ol

lasofoxifeno

(-)-*cis*-5,6,7,8-tetrahydro-6-fenil-5-[*p*-[2-(1-pirrolidinil)etoxi]fenil]-2-naftolC<sub>28</sub>H<sub>31</sub>NO<sub>2</sub>or enantiomer  
ou énantiomère  
o enantiómero**liaterminum**

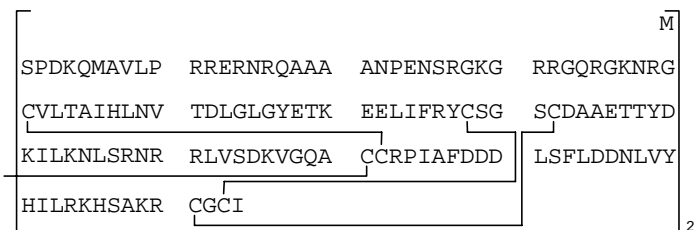
liatermin

*N*-methionylneurotrophic factor (human glial-derived), dimer

liatermine

*N*-méthionylfacteur neurotrophique (humain, dérivé de la glia), dimère

liatermina

dímero del factor *N*-metionilneurotrófico (humano derivado de la glia)C<sub>1290</sub>H<sub>2110</sub>N<sub>420</sub>O<sub>394</sub>S<sub>18</sub>**licarbazepinum**

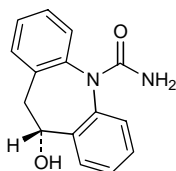
licarbazepine

10,11-dihydro-10-hydroxy-5*H*-dibenz[*b,f*]azepine-5-carboxamide

licarbazépine

(10*RS*)-10-hydroxy-10,11-dihydro-5*H*-dibenzo[*b,f*]azépine-5-carboxamide

licarbazepina

10,11-dihidro-10-hidroxi-5*H*-dibenz[*b,f*]azepina-5-carboxamidaC<sub>15</sub>H<sub>14</sub>N<sub>2</sub>O<sub>2</sub>and enantiomer  
et énantiomère  
y enantiómero

**mepolizumabum**

mepolizumab immunoglobulin G1, anti-(human interleukin 5) (human-mouse monoclonal SB-240563  $\gamma$ 1-chain), disulfide with human-mouse monoclonal SB-240563  $\kappa$ -chain, dimer

mépolizumab immunoglobuline G1, anti-(interleukine 5 humaine) (chaîne  $\gamma$ 1 de l'anticorps monoclonal de souris SB-240563 humanisé), dimère du disulfure avec la chaîne  $\kappa$  de l'anticorps monoclonal de souris SB-240563 humanisé

mepolizumab inmunoglobulina G1, anti-(interleukina 5 humana) (cadena  $\gamma$ 1 del anticuerpo monoclonal de ratón SB-240563 humanizado), dímero del disulfuro con la cadena  $\kappa$  del anticuerpo monoclonal de ratón SB-240563 humanizado

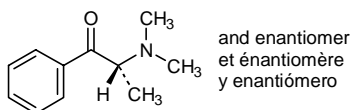
**metamfepramonum**

metamfepramone 2-(dimethylamino)propiofenone

métamfépramone (2*RS*)-2-(diméthylamino)-1-phénylpropan-1-one

metanfepramona 2-(dimetilamino)propiofenona

$C_{11}H_{15}NO$

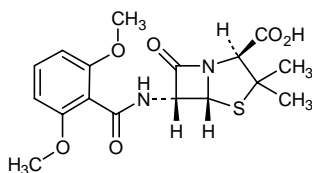
**meticillinum**

meticillin 6-(2,6 dimethoxybenzamido)-3,3-dimethyl-7-oxo-4-thia-1-azabicyclo[3.2.0]heptane-2-carboxylic acid

méticilline acide (2*S*,5*R*,6*R*)-6-[(2,6-diméthoxybenzoyl)amino]-3,3-diméthyl-7-oxo-4-thia-1-azabicyclo[3.2.0]heptane-2-carboxylique

meticilina ácido 6-(2,6-dimetoxibenzamido)-3,3-dimetil-7-oxo-4-tia-1-azabicyclo-[3.2.0]heptano-2-carboxílico

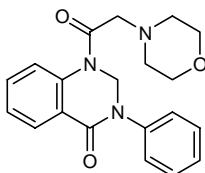
$C_{17}H_{20}N_2O_6S$

**moquizonum**

moquizone 2,3-dihydro-1-(morpholinoacetyl)-3-phenyl-4(1*H*)-quinazolinone

moquizone 1-(morpholin-4-ylacétyl)-3-phényl-2,3-dihydroquinazolin-4(1*H*)-one

moquizona 1-(2-morfolinoacetil)-3-fenil-2,3-dihidro-4-(1*H*)-quinazolinona

$C_{20}H_{21}N_3O_3$ **nabilonum**

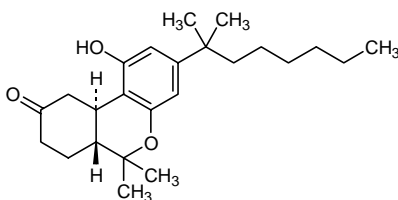
nabilone

 $(\pm)$ -*trans*-3-(1,1-diméthylheptyl)-6,6a,7,8,10,10a-hexahydro-1-hydroxy-6,6-diméthyl-9*H*-dibenzo[*b,d*]pyran-9-one

nabilone

(6*aRS*,10*aRS*)-3-(1,1-diméthylheptyl)-1-hydroxy-6,6-diméthyl-6,6a,7,8,10,10a-hexahydro-9*H*-dibenzo[*b,d*]pyran-9-one

nabilona

 $(\pm)$ -*trans*-3-(1,1-diméthilheptil)-6,6a,7,8,10,10a-hexahidro-1-hidroxi-6,6-diméthil-9*H*-dibenzo[*b,d*]piran-9-ona $C_{24}H_{36}O_3$ and enantiomer  
et énantiomère  
y enantiómero**nonabinum**

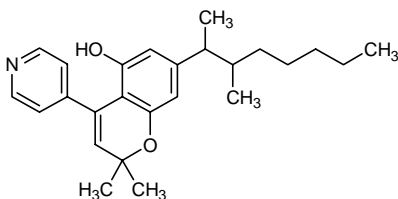
nonabine

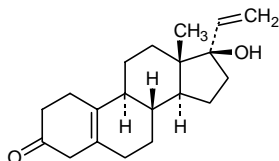
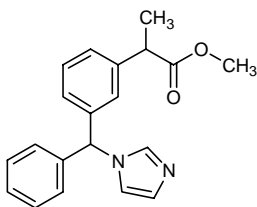
7-(1,2-diméthylheptyl)-2,2-diméthyl-4-(4-pyridyl)-2*H*-1-benzopyran-5-ol

nonabine

7-(1,2-diméthylheptyl)-2,2-diméthyl-4-(pyridin-4-yl)-2*H*-1-benzopyran-5-ol

nonabina

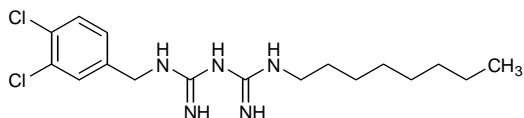
7-(1,2-diméthilheptil)-2,2-diméthil-4-(4-piridil)-2*H*-1-benzopiran-5-ol $C_{25}H_{33}NO_2$ 

**norgesteronum**norgesterone 17-hydroxy-19-nor-17 $\alpha$ -pregna-5(10),20-dien-3-onenorgestérone 17-hydroxy-19-nor-17 $\alpha$ -prégna-5(10),20-dién-3-onenorgesterona 17-hidroxi-19-nor-17 $\alpha$ -pregna-5(10),20-dieno-3-onaC<sub>20</sub>H<sub>28</sub>O<sub>2</sub>**odalprofenum**odalprofen methyl ( $\pm$ )-*m*-( $\alpha$ -imidazol-1-ylbenzyl)hydratropateodalprofène mélange d'isomères du 2-[3-[(1*H*-imidazol-1-yl)phénylméthyl]phényl]propanoate de méthyleodalprofeno ( $\pm$ )-*m*-( $\alpha$ -imidazol-1-ilbencil)hidratropato de metiloC<sub>20</sub>H<sub>20</sub>N<sub>2</sub>O<sub>2</sub>**olanexidinum**

olanexidine 1-(3,4-dichlorobenzyl)-5-octylbiguanide

olanexidine 1-(3,4-dichlorobenzyl)-5-octylbiguanide

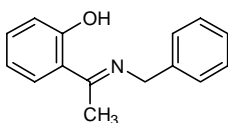
olanexidina 1-(3,4-diclorobencil)-5-octilbiguanida

C<sub>17</sub>H<sub>27</sub>Cl<sub>2</sub>N<sub>5</sub>

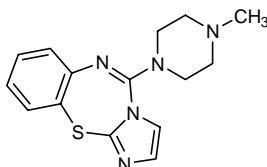


**oletimolum**

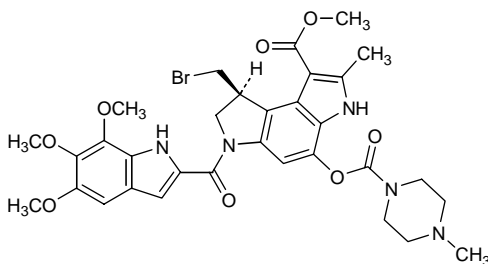
oletimol	<i>o</i> -( <i>N</i> -benzylacetimidoyl)phenol
olétimol	2-[( <i>E</i> )-1-(benzylimino)éthyl]phénol
oletimol	<i>o</i> -( <i>N</i> -bencilacetimidoil)fenol

C<sub>15</sub>H<sub>15</sub>NO**pentiapinum**

pentiapine	5-(4-methyl-1-piperazinyl)imidazo[2,1- <i>b</i> ][1,3,5]benzothiadiazepine
pentiapine	5-(4-méthylpipérazin-1-yl)imidazo[2,1- <i>b</i> ][1,3,5]benzothiadiazépine
pentiapina	5-(4-metil-1-piperazinil)imidazo[2,1- <i>b</i> ][1,3,5]benzotiadiazepina

C<sub>15</sub>H<sub>17</sub>N<sub>5</sub>S**pibrozelesinum**

pibrozelesin	methyl ( <i>S</i> )-8-(bromomethyl)-3,6,7,8-tetrahydro-4-hydroxy-2-methyl-6-[(5,6,7-trimethoxyindol-2-yl)carbonyl]benzo[1,2- <i>b</i> :4,3- <i>b'</i> ]dipyrrole-1-carboxylate, 4-methyl-1-piperazinecarboxylate (ester)
pibrozélésine	(8 <i>S</i> )-8-(bromométhyl)-2-méthyl-4-[[[4-méthylpipérazin-1-yl]carbonyl]oxy]-6-[(5,6,7-triméthoxy-1 <i>H</i> -indol-2-yl)carbonyl]-3,6,7,8-tétrahydrobenzo=[1,2- <i>b</i> :4,3- <i>b'</i> ]dipyrrole-1-carboxylate de méthyle
pibrozelesina	(8 <i>S</i> )-(bromometil)-3,6,7,8-tetrahidro-2-metil-4-[[[4-metil-1-piperazinil]=carbonil]oxi]-6-[(5,6,7-trimetoxi-1 <i>H</i> -indol-2-il)carbonil]benzo=[1,2- <i>b</i> :4,3- <i>b'</i> ]dipirrol-1-carboxilato de metilo

C<sub>32</sub>H<sub>36</sub>BrN<sub>5</sub>O<sub>8</sub>

**pimecrolimusum**

pimecrolimus

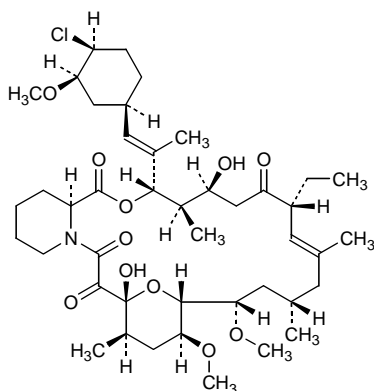
(3*S*,4*R*,5*S*,8*R*,9*E*,12*S*,14*S*,15*R*,16*S*,18*R*,19*R*,26*aS*)-3-[(*E*)-2-[(1*R*,3*R*,4*S*)-4-chloro-3-methoxycyclohexyl]-1-methylvinyl]-8-ethyl-5,6,8,11,12,13,14,15,16,17,18,19,24,25,26,26*a*-hexadecahydro-5,19-dihydroxy-14,16-dimethoxy-4,10,12,18-tetramethyl-15,19-epoxy-3*H*-pyrido[2,1-*c*] [1,4]oxaazacyclotricosine-1,7,20,21(4*H*,23*H*)-tetrone

pimécrolimus

(18*E*)-[(1*R*,9*S*,12*S*,13*R*,14*S*,17*R*,21*S*,23*S*,24*R*,25*S*,27*R*)-12-[(*E*)-2-[(1*R*,3*R*,4*S*)-4-chloro-3-méthoxycyclohexyl]-1-méthyléthényl]-17-éthyl-1,14-dihydroxy-23,25-diméthoxy-13,19,21,27-tétraméthyl-11,28-dioxa-4-azatricyclo[22.3.1.0<sup>4,9</sup>]octacos-18-ène-2,3,10,16-tétrone

pimecrolimús

(3*S*,4*R*,5*S*,8*R*,9*E*,12*S*,14*S*,15*R*,16*S*,18*R*,19*R*,26*aS*)-3-[(*E*)-2-[(1*R*,3*R*,4*S*)-4-cloro-3-metoxiciclohexil]-1-metilvinil]-8-etil-5,6,8,11,12,13,14,15,16,17,18,19,24,25,26,26*a*-hexadecahidro-5,19-dihidroxi-14,16-dimetoxi-4,10,12,18-tetrametil-15,19-epoxi-3*H*-pirido[2,1-*c*] [1,4]oxaazaciclotricosina-1,7,20,21(4*H*,23*H*)-tetrona

C<sub>43</sub>H<sub>68</sub>ClNO<sub>11</sub>**plauracinum**

plauracin

an antibiotic complex obtained from cultures of *Actinoplanes auranticolor* ATCC 31011

plauracine

antibiotique extrait de cultures d'*Actinoplanes auranticolor* (ATCC 31011) composé principalement d'une lactone macrocyclique et d'un depsipeptide

plauracina

antibiótico complejo, mezcla de dos componentes principales, obtenido a partir de cultivos de *Actinoplanes auranticolor* ATCC 31011

**prazarelixum**

prazarelix

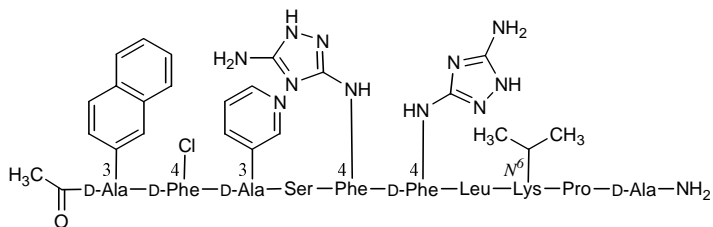
*N*-acetyl-3-(2-naphthyl)-D-alanyl-*p*-chloro-D-phenylalanyl-3-(3-pyridyl)-D-alanyl-L-seryl-*p*-[(5-amino-*s*-triazol-3-yl)amino]-L-phenylalanyl-*p*-[(5-amino-*s*-triazol-3-yl)amino]-D-phenylalanyl-L-leucyl-*N*<sup>6</sup>-isopropyl-L-lysyl-L-prolyl-D-alaninamide

prazarélix

[*N*-acétyl-3-(naphtalén-2-yl)-D-alanyl]--(4-chloro-D-phénylalanyl)-[3-(pyridin-3-yl)-D-alanyl]-L-séryl-[4-[(5-amino-1*H*-1,2,4-triazol-3-yl)amino]-L-phénylalanyl]-[4-[(5-amino-1*H*-1,2,4-triazol-3-yl)amino]-D-phénylalanyl]-L-leucyl-[*N*<sup>6</sup>-(1-méthyléthyl)-L-lysyl]-L-prolyl-D-alaninamide

prazarelix

*N*-acetil-3-(2-naftil)-D-alanil-*p*-cloro-D-fenilalanil-3-(3-piridil)-D-alanil-L-seril-*p*-[(5-amino-*s*-triazol-3-il)amino]-L-fenilalanil-*p*-[(5-amino-*s*-triazol-3-il)amino]-D-fenilalanil-L-leucil-*N*<sup>6</sup>-isopropil-L-lisil-L-proliil-D-alaninamida

C<sub>80</sub>H<sub>102</sub>ClN<sub>23</sub>O<sub>12</sub>**ranpirnasum**

ranpirnase

ribonuclease (*Rana pipiens*)

ranpirnase

ribonucléase (*Rana pipiens*)

ranpirnasa

ribonucleasa (*Rana pipiens*)C<sub>520</sub>H<sub>812</sub>N<sub>142</sub>O<sub>156</sub>S<sub>9</sub>

```

EDWLTQKHH  ITNTRDVDCD  NIMSTNLFHC  KDKNTFIYSR
PEPVKAICKG  IIASKNVLTT  SEFYLSDCNV  TSRPCKYKLG
KSTNKFCVTC  ENQAPVHFGV  VGSC

```

**rasburicasum**

rasburicase

urate oxydase (tetramer of the *N*-acetylpolypeptide of 301 amino acids)

rasburicase

urate oxydase (tétramère du *N*-acétylpolypeptide de 301 amino-acides)

rasburicasa

urato oxidasa (tétramero del *N*-acetilpolipeptido de 301 amino-ácidos)

C<sub>1523</sub>H<sub>2383</sub>N<sub>417</sub>O<sub>462</sub>S<sub>7</sub> (monomer)

Ac

SAVKAARYGK	DNVRVYKVHK	DEKTGVQTVY	EMTVCVLLLEG
EIETSYTKAD	NSVIVATDSI	KNTIYITAKQ	NPVTPPELFG
SILGTHFIEK	YNHIHAAHVN	IVCHRWRTRMD	IDGKPPHPSF
IRDSEEKRVN	QVDVVEGKGI	DIKSSLSGLT	VLKSTNSQFW
GFLRDEYTTL	KETWDRILST	DVDATWQWKN	FSGLQEVRSR
VPKFDATWAT	AREVTLKTFA	EDNSASVQAT	MYKMAEQILA
RQQLIETVEY	SLPNKHIFEI	DLSWHKGLQN	TGKNAEVFAP
QSDPNGLIKC	TVGRSSLKSK	L	

**rovelizumabum**

rovelizumab

immunoglobulin G4, anti-(human CD11 (antigen)/integrin  $\beta_2$ ) (human-mouse monoclonal Hu23F2G  $\gamma$ 4-chain), disulfide with human-mouse monoclonal Hu23F2G  $\kappa$ -chain, dimer

rovélizumab

immunoglobuline G4, anti-(antigène CD11 humain ou intégrine  $\beta_2$ ) (chaîne  $\gamma$ 4 de l'anticorps monoclonal de souris Hu23F2G, humanisé), dimère du disulfure avec la chaîne  $\kappa$  de l'anticorps monoclonal de souris Hu23F2G, humanisé

rovelizumab

inmunoglobulina G4, anti-(antígeno CD11 humano o integrina  $\beta_2$ ) (cadena  $\gamma$ 4 del anticuerpo monoclonal de ratón Hu23F2G, humanizado), dímero del disulfuro con la cadena  $\kappa$  del anticuerpo monoclonal de ratón Hu23F2G, humanizado

**sarakalimum**

sarakalim

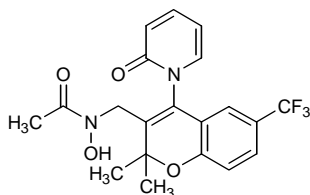
*N*-[[2,2-dimethyl-4-(2-oxo-1(2*H*)-pyridyl)-6-(trifluoromethyl)-2*H*-1-benzopyran-3-yl]methyl]acetohydroxamic acid

sarakalim

*N*-[[2,2-diméthyl-4-(2-oxopyridin-1(2*H*)-yl)-6-(trifluorométhyl)-2*H*-chromén-3-yl]méthyl]-*N*-hydroxyacétamide

sarakalim

ácido *N*-[[2,2-dimetil-4-(2-oxo-1(2*H*)-piridil)-6-(trifluorometil)-2*H*-1-benzopiran-3-il]metil]acetohidroxámico

C<sub>20</sub>H<sub>19</sub>F<sub>3</sub>N<sub>2</sub>O<sub>4</sub>

**selamectinum**

selamectin

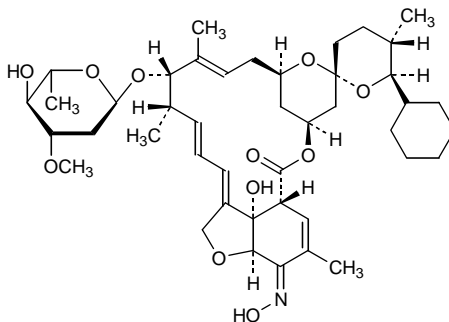
(2aE,4E,5'S,6S,6'S,7S,8E,11R,13R,15S,17aR,20aR,20bS)-6'-cyclohexyl-7-[(2,6-dideoxy-3-O-methyl- $\alpha$ -L-arabino-hexopyranosyl)oxy]-3',4',5',6,6',7,10,11,14,15,20a,20b-dodecahydro-20b-hydroxy-5',6,8,19-tetramethylspiro[11,15-methano-2H,13H,17H-furo[4,3,2-pq][2,6]=benzodioxacyclooctadecin-13,2'-[2H]pyran]-17,20(17aH)-dione 20-oxime

sélemectine

(2aE,4E,5'S,6S,6'S,7S,8E,11R,13R,15S,17aR,20aR,20bS)-6'-cyclohexyl-20b-hydroxy-5',6,8,19-tétraméthyl-7-[(3-O-méthyl-2,6-didésoxy- $\alpha$ -L-arabino-hexopyranosyl)oxy]-3',4',5',6,6',7,10,11,14,15,20a,20b-dodécahydrospiro[11,15-méthano-2H,13H,17H-furo[4,3,2-pq][2,6]benzodioxacyclooctadécène-13,2'-[2H]pyrane]-17,20(17aH)-dione (Z)-20-oxime

selamectina

20-oxima de (2aE,4E,5'S,6S,6'S,7S,8E,11R,13R,15S,17aR,20aR,20bS)-6'-ciclohexil-7-[(2,6-dideoxi-3-O-metil- $\alpha$ -L-arabino-hexopiranosil)oxil]-3',4',5',6,6',7,10,11,14,15,20a,20b-dodecahidro-20b-hidroxi-5',6,8,19-tetrametilespiro[11,15-metano-2H,13H,17H-furo[4,3,2-pq][2,6]=benzodioxacyclooctadecin-13,2'-[2H]piran]-17,20(17aH)-diona

C<sub>43</sub>H<sub>63</sub>NO<sub>11</sub>**sibrotuzumabum**

sibrotuzumab

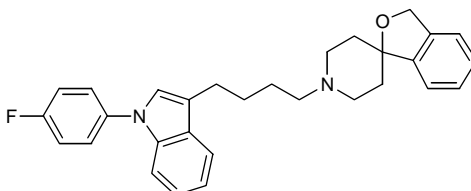
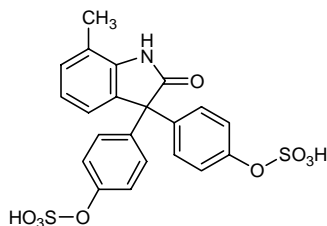
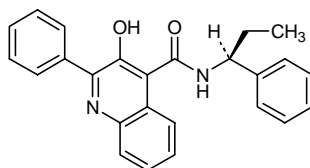
immunoglobulin G1, anti-(human FAP (fibroblast activation protein)) (human-mouse monoclonal BIBH1  $\gamma$ 1-chain), disulfide with human-mouse monoclonal BIBH1  $\kappa$ -chain, dimer

sibrotuzumab

immunoglobuline G1, anti-(FAP (protéine activant le fibroblaste) humaine) (chaîne  $\gamma$ 1 de l'anticorps monoclonal de souris BIBH1, humanisé), dimère du disulfure avec la chaîne  $\kappa$  de l'anticorps monoclonal de souris BIBH1, humanisé

sibrotuzumab

inmunoglobulina G1, anti-(FAP humano (proteína de activación de los fibroblastos)) (cadena  $\gamma$ 1 del anticuerpo monoclonal de ratón BIBH1), dímero del disulfuro con la cadena  $\kappa$  del anticuerpo monoclonal de ratón BIBH1

**siramesinum**siramesine 1'-[4-[1-(*p*-fluorophenyl)indol-3-yl]butyl]spiro[phtalan-1,4'-piperidine]siramésine 1'-[4-[1-(4-fluorophényl)-1*H*-indol-3-yl]butyl]spiro[isobenzofurane-1(3*H*),4'-pipéridine]siramesina 1'-[4-[1-(*p*-fluorofenil)indol-3-il]butil]espiro[ftalan-1,4'-piperidina]C<sub>30</sub>H<sub>31</sub>FN<sub>2</sub>O**sulisatinum**sulisatin 3,3-bis(*p*-hydroxyphenyl)-7-methyl-2-indolinone bis(hydrogen sulfate) (ester)sulisatine bis(hydrogénosulfate) de 4,4'-(7-méthyl-2-oxo-1,2-dihydro-3*H*-indol-3-ylidène)diphénylylesulisatina bis(hidrogenosulfato) (éster) de 3,3-bis(*p*-hidroxifenil)-7-metil-2-indolinonaC<sub>21</sub>H<sub>17</sub>NO<sub>9</sub>S<sub>2</sub>**talnetantum**talnetant *N*-[(*S*)- $\alpha$ -ethylbenzyl]-3-hydroxy-2-phenylcinchoninamidetalnétant 3-hydroxy-2-phényl-*N*-[(1*S*)-1-phénylpropyl]quinoléine-4-carboxamidetalnetant *N*-[(*S*)- $\alpha$ -etilbencil]-3-hidroxi-2-fenilcinconinamidaC<sub>25</sub>H<sub>22</sub>N<sub>2</sub>O<sub>2</sub>

**tandaminum**

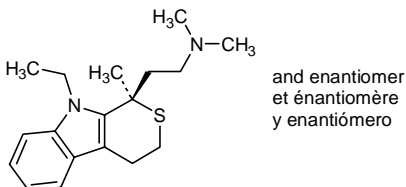
tandamine

1-[2-(diméthylamino)éthyl]-9-éthyl-1,3,4,9-tétrahydro-1-méthylthiopyrano[3,4-*b*]indole

tandamine

2-[(1*RS*)-9-éthyl-1-méthyl-1,3,4,9-tétrahydrothiopyrano[3,4-*b*]indol-1-yl]-*N,N*-diméthyléthylamine

tandamina

1-[2-(diméthylamino)éthyl]-9-éthyl-1,3,4,9-tétrahydro-1-méthylthiopyrano[3,4-*b*]indol $C_{18}H_{26}N_2S$ **teopranitolum**

teopranitol

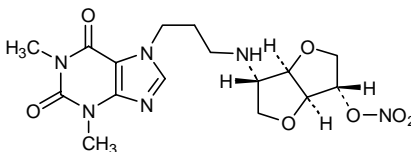
1,4:3,6-dianhydro-2-deoxy-2-[[3-(1,2,3,6-tétrahydro-1,3-diméthyl-2,6-dioxopurin-7-yl)propyl]amino]-L-idoitol 5-nitrate

téopranitol

nitrate de (3*S*,3*aS*,6*S*,6*aR*)-6-[[3-(1,3-diméthyl-2,6-dioxo-1,2,3,6-tétrahydro-7*H*-purin-7-yl)propyl]amino]hexahydrofuro[3,2-*b*]furan-3-yle

teopranitol

5-nitrato de 1,4:3,6-dianhidro-2-desoxi-2-[[3-(1,2,3,6-tétrahydro- 1,3-diméthyl-2,6-dioxopurin-7-il)propil]amino]-L-idoitol

 $C_{16}H_{22}N_6O_7$ **tesmilifenum**

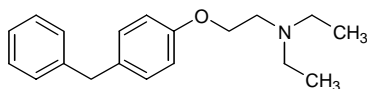
tesmilifène

2-[( $\alpha$ -phényl-*p*-tolyl)oxy]triéthylamine

tesmilifène

2-(4-benzylphénoxy)-*N,N*-diéthyléthylamine

tesmilifeno

2-[( $\alpha$ -fenil-*p*-tolil)oxi]triéthylamina $C_{19}H_{25}NO$ 

**tezosentanum**

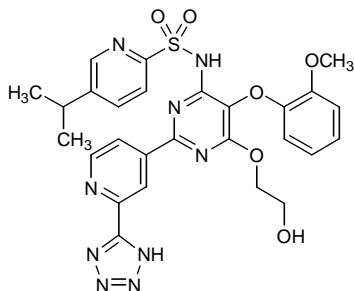
tezosentan

*N*-[6-(2-hydroxyethoxy)-5-(*o*-methoxyphenoxy)-2-[2-(1*H*-tetrazol-5-yl)-4-pyridyl]-4-pyrimidinyl]-5-isopropyl-2-pyridinesulfonamide

tézosentan

*N*-[6-(2-hydroxyéthoxy)-5-(2-méthoxyphénoxy)-2-[2-(1*H*-tétrazol-5-yl)pyridin-4-yl]pyrimidin-4-yl]-5-(1-méthyléthyl)pyridine-2-sulfonamide

tezosentano

*N*-[6-(2-hidroxietoxi)-5-(*o*-metoxifenoxi)-2-[2-(1*H*-tetrazol-5-il)-4-piridil]-4-pirimidinil]-5-isopropil-2-piridinasulfonamidaC<sub>27</sub>H<sub>27</sub>N<sub>9</sub>O<sub>6</sub>S**ticarcillinum**

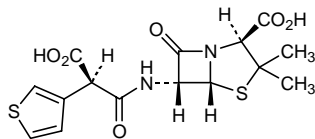
ticarcillin

*N*-(2-carboxy-3,3-dimethyl-7-oxo-4-thia-1-azabicyclo[3.2.0]hept-6-yl)-3-thiophenemalonamic acid

ticarcilline

acide (2*S*,5*R*,6*R*)-6-[[2(*R*)-carboxy(thiophén-3-yl)acétyl]amino]-3,3-diméthyl-7-oxo-4-thia-1-azabicyclo[3.2.0]heptane-2-carboxylique

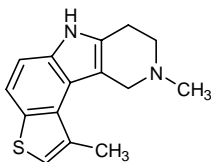
ticarcilina

ácido *N*-(2-carboxi-3,3-dimetil-7-oxo-4-tia-1-azabicyclo[3.2.0]hept-6-il)-3-tiofenomalonámicoC<sub>15</sub>H<sub>16</sub>N<sub>2</sub>O<sub>6</sub>S<sub>2</sub>

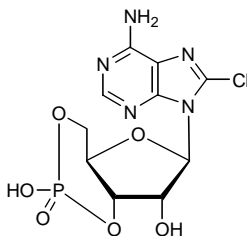


**tienocarbium**

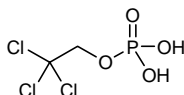
tienocarbine	7,8,9,10-tetrahydro-1,9-dimethyl-6 <i>H</i> -pyrido[4,3- <i>b</i> ]thieno[3,2- <i>e</i> ]indole
tiénocarbine	1,9-diméthyl-7,8,9,10-tétrahydro-6 <i>H</i> -pyrido[4,3- <i>b</i> ]thiéno[3,2- <i>e</i> ]indole
tienocarbina	7,8,9,10-tetrahidro-1,9-dimetil-6 <i>H</i> -pirido[4,3- <i>b</i> ]tieno[3,2- <i>e</i> ]indol
	$C_{15}H_{16}N_2S$

**tocladesinum**

tocladesine	8-chloroadenosine 3',5'-cyclic phosphate
tocladésine	3',5'-hydrogénophosphate cyclique de 8-chloroadénosine
tocladesina	3',5'-hidrógenofosfato cíclico de 8-cloroadenosina
	$C_{10}H_{11}ClN_5O_6P$

**triclofosum**

triclofos	2,2,2-trichloroethyl dihydrogen phosphate
triclofos	dihrogénophosphate de 2,2,2-trichloroéthyle
triclofós	dihidrógenofosfato de 2,2,2-tricloroetilo
	$C_2H_4Cl_3O_4P$



**triflocinum**

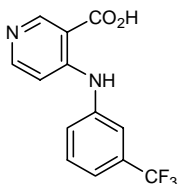
triflocin

4-( $\alpha,\alpha,\alpha$ -trifluoro-*m*-toluidino)nicotinic acid

triflocine

acide 4-[[3-(trifluorométhyl)phényl]amino]pyridine-3-carboxylique

triflocina

ácido 4-( $\alpha,\alpha,\alpha$ -trifluoro-*m*-toluidino)nicotínico $C_{13}H_9F_3N_2O_2$ **trimecainum**

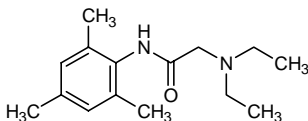
trimecaine

*N*-( $\alpha$ -diethylaminoacetyl)-2,4,6-trimethylaniline

trimécaïne

2-(diéthylamino)-*N*-(2,4,6-triméthylphényl)acétamide

trimecaína

*N*-( $\alpha$ -diétilaminoacetil)-2,4,6-trimetilanilina $C_{15}H_{24}N_2O$ **troxacitabinum**

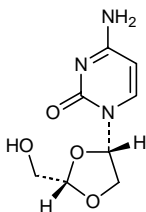
troxacitabine

(-)-1-[(2*S*,4*S*)-2-(hydroxyméthyl)-1,3-dioxolan-4-yl]cytosine

troxacitabine

(-)-4-amino-1-[(2*S*,4*S*)-2-(hydroxyméthyl)-1,3-dioxolan-4-yl]pyrimidin-2(1*H*)-one

troxacitabina

(-)-1-[(2*S*,4*S*)-2-(hidroximetil)-1,3-dioxolan-4-il]citosina $C_8H_{11}N_3O_4$ 

**zolazepamum**

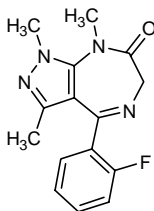
zolazepam

4-(*o*-fluorophenyl)-6,8-dihydro-1,3,8-trimethylpirazole[3,4-*e*][1,4]diazepin-7(1*H*)-one

zolazépam

4-(2-fluorophényl)-1,3,8-triméthyl-6,8-dihydropyrazolo[3,4-*e*][1,4]diazépin-7(1*H*)-one

zolazepam

4-(*o*-fluorofenil)-6,8-dihidro-1,3,8-trimetilpirazolo[3,4-*e*][1,4]diazepin-7(1*H*)-onaC<sub>15</sub>H<sub>15</sub>FN<sub>4</sub>O

## AMENDMENTS TO PREVIOUS LISTS MODIFICATIONS APPORTÉES AUX LISTES ANTÉRIEURES MODIFICACIONES A LAS LISTAS ANTERIORES

**Recommended International Nonproprietary Names (Rec. INN): List 38**

**Dénominations communes internationales recommandées (DCI Rec.): Liste 38**

**Denominaciones Comunes Internacionales Recomendadas (DCI Rec.): Lista 38**

*(WHO Drug Information, Vol. 11, No. 3, 1997)*

p. 166 **faralimomabum**

faralimomab

*replace the description by the following:*

immunoglobulin G1, anti-(human interferon type I receptor) (mouse monoclonal 64G12  $\gamma$ 1-chain), disulfide with mouse monoclonal 64G12 light chain, dimer

faralimomab

*remplacer la description par la suivante:*

immunoglobuline G1, anti-(récepteur humain des interférons de type I) (chaîne  $\gamma$ 1 de l'anticorps monoclonal de souris 64G12), dimère du disulfure avec la chaîne légère de l'anticorps monoclonal de souris 64G12

faralimomab

*sustitúyase la descripción por la siguiente:*

inmunoglobulina G1, anti-(receptor humano de los interferones del tipo I) (cadena  $\gamma$ 1 del anticuerpo monoclonal de ratón 64G12), dímero del disulfuro con la cadena ligera del anticuerpo monoclonal de ratón 64G12

p. 169 **keliximab**

keliximab

*replace the description by the following:*

immunoglobulin G1, anti-(human CD4 (antigen)) (human-macaca monoclonal CE9.1  $\gamma$ 1-chain), disulfide with human-macaca monoclonal CE9.1  $\lambda$ -chain, dimer

kéliximab

*remplacer la description par la suivante:*

immunoglobuline G1, anti-(antigène CD4 humain) (chaîne  $\gamma$ 1 de l'anticorps monoclonal chimérique homme-macaque CE9.1), dimère du disulfure avec la chaîne  $\lambda$  de l'anticorps monoclonal chimérique homme-macaque CE9.1

keliximab

*sustituyase la descripción por la siguiente:*

inmunoglobulina G1, anti-(antígeno CD4 humano) (cadena  $\gamma$ 1 del anticuerpo monoclonal hombre-macaco CE9.1), dímero del disulfuro con la cadena  $\lambda$  del anticuerpo monoclonal quimérico hombre-macaco CE9.1

p. 172 **lintuzumabum**

lintuzumab	<i>replace the description by the following:</i> immunoglobulin G1, anti-(human CD33 (antigen)) (human-mouse monoclonal HuM195 $\gamma$ 1-chain), disulfide with human-mouse monoclonal HuM195 $\kappa$ -chain, dimer
lintuzumab	<i>remplacer la description par la suivante:</i> immunoglobuline G1, anti-(antigène CD33 humain) (chaîne $\gamma$ 1 de l'anticorps monoclonal de souris HuM195, humanisé), dimère du disulfure avec la chaîne $\kappa$ de l'anticorps monoclonal de souris HuM195, humanisé
lintuzumab	<i>sustituyase la descripción por la siguiente:</i> inmunoglobulina G1, anti-(antígeno CD33 humano) (cadena $\gamma$ 1 del anticuerpo monoclonal hombre-ratón HuM195), dímero del disulfuro con la cadena $\kappa$ del anticuerpo monoclonal hombre-ratón HuM195

**Recommended International Nonproprietary Names (Rec. INN): List 41****Dénominations communes internationales recommandées (DCI Rec.): Liste 41****Denominaciones Comunes Internacionales Recomendadas (DCI Rec.): Lista 41***(WHO Drug Information, Vol. 13, No. 1, 1999)*p. 53 **satumomabum**

satumomab	<i>replace the description by the following:</i> immunoglobulin G1, anti-(human tumor-associated glycoprotein 72) (mouse monoclonal B72.3 $\gamma$ 1- chain), disulfide with mouse monoclonal B72.3 light chain, dimer
satumomab	<i>remplacer la description par la suivante:</i> immunoglobuline G1, anti-(glycoprotéine 72 humaine associée aux tumeurs) (chaîne $\gamma$ 1 de l'anticorps monoclonal de souris B72.3), dimère du disulfure avec la chaîne légère de l'anticorps monoclonal de souris B72.3
satumomab	<i>sustitúyase la descripción por la siguiente:</i> inmunoglobulina G1, anti-(glicoproteína 72 humana asociada a los tumores) (cadena $\gamma$ 1 del anticuerpo monoclonal de ratón B72.3), dímero del disulfuro con la cadena ligera del anticuerpo monoclonal de ratón B72.3

**Procedure and Guiding Principles / Procédure et Directives / Procedimientos y principios generales**

The text of the *Procedures for the Selection of Recommended International Nonproprietary Names for Pharmaceutical Substances* and *General Principles for Guidance in Devising International Nonproprietary Names for Pharmaceutical Substances* will be reproduced in uneven numbers of proposed INN lists only.

Les textes de la *Procédure à suivre en vue de choix de dénominations communes internationales recommandées pour les substances pharmaceutiques* et des *Directives générales pour la formation de dénominations communes internationales applicables aux substances pharmaceutiques* ont été publiés avec la liste 81 des DCI proposées et seront, à nouveau, publiés avec la prochaine liste des DCI proposées.

El texto de los *Procedimientos de selección de denominaciones comunes internacionales recomendadas para las sustancias farmacéuticas* y de los *Principios generales de orientación para formar denominaciones comunes internacionales para sustancias farmacéuticas* aparece solamente en los números impares de las listas de DCI propuestas.