



**World Health
Organization**

**EXECUTIVE BOARD
140th session
Provisional agenda item 8.6**

**EB140/23
10 January 2017**

Member State mechanism on substandard/ spurious/falsely-labelled/falsified/counterfeit medical products

The Director-General has the honour to transmit to the Executive Board at its 140th session the report of the fifth meeting of the Member State mechanism on substandard/spurious/falsely-labelled/falsified/counterfeit medical products (see Annex), which met in Geneva from 23 to 25 November 2016.¹

¹ The goal, objectives, and terms of reference for this meeting were approved at the Sixty-fifth World Health Assembly in resolution WHA65.19 (2012), set out in the Annex to the resolution.

ANNEX

**FIFTH MEETING OF THE MEMBER STATE MECHANISM ON
SUBSTANDARD/SPURIOUS/FALSELY-LABELLED/
FALSIFIED/COUNTERFEIT MEDICAL PRODUCTS**

AGENDA ITEM 9

**REPORT OF THE FIFTH MEETING OF THE MEMBER STATE MECHANISM ON
SUBSTANDARD/SPURIOUS/FALSELY-LABELLED/FALSIFIED/COUNTERFEIT
MEDICAL PRODUCTS**

1. The fifth meeting of the Member State mechanism on substandard/spurious/falsely-labelled/falsified/counterfeit (SSFFC) medical products was held in Geneva on 23–25 November 2016 and was chaired by Dr Rassoul Dinarvand of the Islamic Republic of Iran with the following Vice-Chairpersons: Dr Amadou Mactar Dieye (Senegal); Mrs. Yetunde Oluremi Oni (Nigeria); Ms Lou Valdez (United States of America); Mr Maximiliano Derecho on behalf of Ambassador Marcelo Cima (Argentina); Dr Mariam Saeed (Pakistan); Ambassador Carole Lanteri (Monaco); Mr Alastair Jeffrey (United Kingdom of Great Britain and Northern Ireland); Dr V G Somani (India); Ms Tika Wihanasari Tahar on behalf of Mr Acep Somantri (Indonesia); Ms. Siew Wei Chua on behalf of Ms Annie Tan (Singapore) and Ms. Shi Le on behalf of Mr Qin Xiaoling (China). The session was attended by 47 Member States and one regional economic integration organization.

2. The Secretariat provided an update on activities to implement the workplan, including on the WHO Global Surveillance and Monitoring System, the smartphone application pilot study, regulatory strengthening and capacity building activities, and the circulation of a survey from the International Coalition of Medicines Regulatory Authorities. Member States were encouraged to comment on the WHO Draft Guidance on Testing of “Suspect” Spurious/Falsely-Labelled/Falsified/Counterfeit Medicines¹ by 10 January 2017.

Activity A

3. An informal working group on Activity A was convened by Brazil on 21 November 2016. The working group meeting revised and agreed by consensus a document entitled “Guidance on developing a national plan for preventing, detecting responding to actions, activities and behaviours that result in substandard/spurious/falsely-labelled/falsified/counterfeit (SSFFC) medical products,” which was agreed by consensus by the fifth Meeting of the Member State mechanism and is attached at Appendix 1. It was agreed that this document would be made available on the MedNet platform and WHO website.

4. With reference to other elements of the mandate of Activity A, Member States agreed on a proposed schedule and timeline of activities presented for 2017 on the development and distribution of a survey to identify existing expertise and training materials concerning the prevention, detection and response to SSFFC medical products, as well as on the need for training for countries or regions, and

¹ http://www.who.int/medicines/areas/quality_safety/quality_assurance/projects/en.

on the redrafting of the document entitled “Recommendations for Health Authorities on criteria for risk classification and assessment prioritization of cases of SSFFC medical products”.

Activity B

5. The Secretariat provided an update on its activities towards formalizing and expanding the network of focal points, including that all Heads of National Medicines Regulatory Authorities would be contacted to reconfirm or nominate their National Focal Points.

Activity C

6. An informal working group on Activity C was convened by Argentina on 21 November 2016. The working group meeting revised and agreed by consensus a document entitled “Available authentication technologies for the prevention and detection of SSFFC medical products,” which was agreed by consensus by the fifth Meeting of the Member State mechanism and is attached (Appendix 2). It was agreed that this document would be made available on the MedNet platform and WHO website.

7. With reference to remaining elements of the working group mandate, namely, the assessment of field detection technologies, the Member State mechanism decided to suspend the working group activities for a year in order to consider ongoing work of other entities related to field detection technologies, and that the Secretariat should ask those entities to make update reports of the progress of their work during the next year, and especially in the plenary of the next meeting of the Member State mechanism, in order to decide if any additional work is needed.

Activity D

8. The Secretariat provided an update on the WHO’s work aimed at deepening the understanding of the link between access to quality, safe, efficacious and affordable medical products and the emergence of SSFFC medical products. The Member State mechanism emphasized the importance of this issue and supported the idea that Secretariat start the work on the proposed study as contained in document A/MSM/5/2 and requested an update on Phase 1 of the work at the next Steering Committee meeting.

Activity E

9. An informal working group on Activity E (risk communication) was convened by the United Kingdom of Great Britain and Northern Ireland on 22 November 2016. The meeting provided comments on a work plan for 2017–2018. Member States were encouraged to join and contribute to the Communications Working Group.

Activity F

10. The Secretariat provided an update on the study on the public health and socioeconomic impact of SSFFC medical products, as outlined in document A/MSM/4/6. It was agreed that the Member States would receive a minimum of four weeks to provide comments on the third draft, which will highlight the changes made from the second draft. The third draft is scheduled to be released in January 2017. It was agreed that the study could be updated in the future, including as a result of agreement by Member States on definitions, following the work undertaken by the technical working group on Activity H.

Activity G

11. The Secretariat provided an estimation of the annual costs of the prioritized activities for the years 2016 and 2017. In response to concerns expressed on the budget shortfall, Member States emphasized the importance of mobilizing resources to ensure the sustainability of the Member State mechanism. Member States requested WHO Secretariat to allocate and mobilize resources to ensure sustainability of the Member State mechanism, including by considering the possible incorporation of the Member State mechanism in the draft Programme budget 2018–2019.

Activity H

12. An informal working group on Activity H was convened by Argentina on 22 November 2016. The meeting revised and agreed by consensus recommendations on draft working definitions, as contained in the report of the informal technical group annex to document A/MSM/5/7. The Member State mechanism amended and agreed by consensus the document on the working definitions, which is attached, as Appendix 3. It was agreed that this document would be made available on the MedNet platform and on the WHO website.

13. The Member State mechanism agreed by consensus to recommend that the WHO governing bodies endorse the definitions as set out in Appendix 3. The Member State mechanism further agreed by consensus to recommend the WHO to replace the use of “substandard/spurious/falsely-labelled/falsified/counterfeit medical products” with “substandard and falsified medical products” as the term to be used in the name of the mechanism and in all future documentation on the subject of medical products of this type.

Activity outcomes

14. The Member State mechanism requested the Secretariat to publish the outcomes and documents of the Member State mechanism on the WHO website and MedNet as standalone documents.

WHO’s participation in the Global Steering Committee for Quality Assurance of Health Products

15. The Secretariat provided an update on WHO’s participation in the Global Steering Committee for Quality Assurance of Health Products, as outlined in document A/MSM/5/3. Member States requested the Secretariat to assess this engagement under WHO’s Framework of Engagement with Non-State Actors and requested that a report on the work and documentation of the Global Steering Committee be provided as appropriate to the Steering Committee of the Member State mechanism. Pending this assessment, it was agreed that the WHO would continue observing, on a provisional basis, the meetings of the Global Steering Committee. The Member State mechanism agreed by consensus to invite a representative of the Global Fund to brief the Steering Committee on the Global Steering Committee.

Update on WHO’s activities for regulatory systems strengthening, and on the application of WHO’s global benchmarking tool

16. The Secretariat provided an update on WHO’s work on regulatory systems strengthening for medical products. It was agreed that the Secretariat would provide the SSFFC-related indicators currently used in the global benchmarking tool to the sixth meeting of the mechanism. It was also

agreed by consensus to request WHO to publish a guidance manual for the use of the global benchmarking tool and also to keep all channels of support for regulatory systems strengthening open, other than assessment through the global benchmarking tool.

Review of the Member State mechanism on substandard/spurious/falsely-labelled/falsified/counterfeit medical products

17. The WHO Evaluation Office provided an update on the review of the Member State mechanism and presented the terms of reference for the review as contained in document A/MSM/5/4 and the survey questionnaire as contained in document A/MSM/5/4 Add.1. The survey questionnaire was agreed as updated, based on comments received during the discussion. The Member State mechanism agreed by consensus on the document A/MSM/5/4 Add.1 and recommended that the survey proceed.

Date of the next meeting

18. The Member State mechanism decided that its sixth meeting would be held in October or November 2017 and that the exact dates would be further discussed by the Steering Committee.

19. Member States noted that, as agreed by the Steering Committee at its meeting in September 2016, the proposed agenda item on transit would be discussed by the Steering Committee at its next meeting.

20. Member States noted that the new composition of the Steering Committee beginning from the closure of the fifth meeting of the mechanism would be as follows:

- African Region: Togo and the United Republic of Tanzania
- Region of the Americas: Brazil and the United States of America
- Eastern Mediterranean Region: Islamic Republic of Iran and Morocco
- European Region: Spain and the United Kingdom of Great Britain and Northern Ireland
- South East Asia Region: India and Indonesia
- Western Pacific Region: China and Malaysia

21. As recommended by the Health Assembly in decision WHA66(10)¹ and agreed by the mechanism, the Chair of the Member States mechanism rotates among the six regions in English alphabetical order. In this regard, the next Chair will come from the European Region.

¹ Paragraph 8 of the report of the second meeting of the Member States mechanism as contained in document A67/29, Annex.

Appendix 1

GUIDANCE ON DEVELOPING A NATIONAL PLAN FOR PREVENTING, DETECTING AND RESPONDING TO ACTIONS, ACTIVITIES AND BEHAVIOURS THAT RESULT IN SUBSTANDARD/SPURIOUS/FALSELY-LABELLED/FALSIFIED/COUNTERFEIT (SSFFC) MEDICAL PRODUCTS

INTRODUCTION

1. Actions, activities and behaviours that result in SSFFC medical products are a local and global health problem related to the integrity of the manufacturing and supply chain that must be prevented, detected and effectively responded to, while maintaining a public health perspective.
2. The problem is potentially more severe in countries with weak or nonexistent health regulatory systems and health surveillance infrastructures. These characteristics increase the risk that medical products that are not in compliance with national and regional health regulations will be manufactured and/or distributed – a scenario that puts patients at risk.
3. High prices, inadequate access to affordable medicines, and drugs in shortage are incentives for actions, activities and behaviours that result in SSFFC medical products. These problems must be tackled from the public health perspective.
4. Attention should also be given to the supply of SSFFC medical products through the Internet, given its specificities, the challenges involved in its prevention, detection and effective response, as well as the major dimension this problem has reached globally.
5. Given the nature of the problem and measures related to the prevention, detection and response in respect of actions, activities, and behaviours that result in SSFFC medical products, this guidance must be read from a public health perspective and in accordance with the Member State mechanism's mandate.

Scope

6. This guidance focuses on the measures and actions to be adopted by national or regional regulatory authorities when developing a national or regional plan, driven by public health concerns, for preventing, detecting and responding to actions, activities and behaviours that result in SSFFC medical products.
7. Collaborative measures and actions with other national, regional and international stakeholders are also described in this guidance.
8. This document presents three goals and the respective desired outcomes to be achieved by a national or regional plan for preventing, detecting and responding to actions, activities and behaviours that result in SSFFC medical products, as well as a roadmap with examples of actions that might be considered by national and regional regulatory authorities. The roadmap and the example of actions presented should support the achievement of the three goals, and are by no means exhaustive.

Guiding principles

9. Actions, activities and behaviours that result in SSFFC medical products¹ can involve branded and generic products aimed at the domestic market or the global supply chain.
10. Given the fact that actions, activities and behaviours that result in SSFFC medical products are a public health problem, the definitions adopted by the national or regional plan should be based on a common understanding at international level, where feasible, and take into account public health concerns and practices.
11. Measures adopted by the national or regional plan should take into consideration national policies that support access to medical products, including generic medicines.
12. There is not a one-size-fits-all solution to effectively combat actions, activities and behaviours that result in SSFFC medical products. A multilayer approach that considers prevention, detection, and response strategies is required and should be based on coordination of efforts, exchange of information, and training to strengthen the national or regional health regulatory authority and system.
13. Furthermore, the national or regional plan benefits from a multidisciplinary approach, with the involvement of different stakeholders. Countries or regions with limited resources that are considering developing a plan can benefit from the identification of key action areas in order to ensure that resources can be directed to those activities that will have the most impact first.
14. A national or regional plan would lead to the development of legislative instruments, and legislation enforcement would contribute to the desired outcomes. National or regional legislations on SSFFC medical products should include effective and appropriate enforcement tools and penalties, as well as adequate resources.

¹ See Annex 1 of document A/MSM/2/6: actions, activities and behaviours that result in substandard/spurious/falsely-labelled/falsified/counterfeit medical products.

GOAL 1: BETTER PREVENTION OF ACTIONS, ACTIVITIES AND BEHAVIOURS THAT RESULT IN MARKET ENTRY OF SSFFC PRODUCTS**Desired outcomes:**

- 1.1. Reduced actions, activities and behaviours that result in SSFFC medical products
- 1.2. Improved manufacturing and supply chain integrity
- 1.3. Improved communication, education, and awareness
- 1.4. Increased collaboration and cooperation among all stakeholders
- 1.5. Increased industry responsibility
- 1.6. Strengthened oversight by regulators.

GOAL 2: BETTER DETECTION OF SSFFC MEDICAL PRODUCTS AND BETTER DETECTION OF ACTIONS, ACTIVITIES AND BEHAVIOURS THAT RESULT IN SSFFC MEDICAL PRODUCTS**Desired outcomes:**

- 2.1. Improved surveillance
- 2.2. More effective investigation of suspect incidents
- 2.3. More efficient confirmation that products are SSFFC
- 2.4. Improved vigilance systems
- 2.5. More appropriate technology (with consideration given to the technological and financial realities of the national or regional regulatory authority)
- 2.6. Strengthened capacity and capabilities of laboratories.
- 2.7. Better exchange of information and experiences with all stakeholders.

GOAL 3: MORE EFFECTIVE RESPONSE TO SSFFC MEDICAL PRODUCTS AND MORE EFFECTIVE RESPONSE TO ACTIONS, ACTIVITIES AND BEHAVIOURS THAT RESULT IN SSFFC MEDICAL PRODUCTS**Desired outcomes:**

- 3.1. More effective notification of confirmed actions, activities and behaviours that result in SSFFC medical products
- 3.2. More effective communication and awareness about detected SSFFC medical products
- 3.3. More efficient and effective removal of SSFFC products from the market
- 3.4. Improved response to SSFFC products and actions, activities and behaviours that result in SSFFC medical products
- 3.5. Improved enforcement
- 3.6. More effective investigation of confirmed actions, activities and behaviours that result in SSFFC medical products
- 3.7. Enhanced legal/regulatory tools and measures; and
- 3.8. Increased collaboration and cooperation among all stakeholders.

ROADMAP AND EXAMPLES OF ACTIONS

1. Establish or review legislation and regulations aiming at preventing, detecting and responding to actions, activities and behaviours that result in SSFFC medical products

1.1 Develop a compendium of regulatory guidelines related to the issue of actions, activities and behaviours that result in SSFFC medical products

1.2 Assess the existing legislation and identify gaps that allow the entry of SSFFC medical products into the market

1.3 Develop, update and strengthen the legal framework – for example, regulations on marketing authorization, good manufacturing practice, good distribution practice, good pharmacy practice, good pharmacovigilance practice, good importation practice compliance, and good clinical practice – aimed at preventing the actions, activities and behaviours that result in market entry of SSFFC medical products (to be developed and implemented according to good regulatory practices)

1.4 Ensure that only authorized and licensed supply chain stakeholders are involved in medical product transactions.

2. Strengthen capacity of national and regional regulatory authorities

2.1 Increase autonomy and empowerment of national and regional regulatory authorities

2.2 Strengthen capacity on inspections in order to check compliance with the legislation, to identify risks and suspect cases, to implement enforcement actions when non-compliance is detected

2.3 Strengthen capacity for inspections at borders

2.4 Strengthen the capacity for intelligence gathering and investigations on actions, activities and behaviours that result in SSFFC medical products

2.5 Improve good practices of coordination at all levels of governmental authorities, especially in countries where the health surveillance and the health regulatory systems are decentralized

2.6 Include education, increasing awareness and training modules on regulatory affairs in the curricula of regulators (promotion of practices/regulations/guidelines)

2.7 Develop a code of conduct/ethics for regulators

2.8 Engage in regional and global initiatives aimed at developing the strength and capacity of national and regional regulatory authorities

2.9 Create specialized functions, capacities, and capabilities within the national or regional regulatory authority to organize and implement the national or regional plan.

3. Collaborate and/or cooperate appropriately with relevant stakeholders

3.1 Establish sustained, regular and public health-driven partnerships among governmental stakeholders

3.2 Empower the National and Regional Regulatory Authority in the process of coordination and collaboration with other governmental stakeholders

3.3 Establish/maintain channels for communication of the national or regional regulatory authority with all stakeholders, including industry associations, without conflict of interest and from a public health perspective

3.4 Provide databases that can be consulted online by all national (or regional) authorities involved (e.g. authorized manufacturers, wholesalers, registered products, banned or recalled products, etc.)

3.5 Develop and implement investigational/intelligence capacities that go beyond the health regulatory authority (in collaboration with the police, for example)

3.6 Provide multidisciplinary training for the health regulatory staff in the relevant areas of action from a public health perspective

3.7 Adopt strategies for the efficient exchange of information between the governmental bodies involved in the prevention of actions, activities and behaviours that result in market entry of SSFFC medical products, including the provision for a single point of contact system

3.8 When considered necessary by national or regional regulatory authorities, conduct joint national operations and investigations with customs and police, as well as with other relevant stakeholders, from a public health perspective.

4. Strengthen capacity of other governmental bodies, observing the public health perspective

4.1 Adjust, if necessary, the existing legal framework adopted by these governmental bodies to public health-driven demands related to the prevention of actions, activities and behaviours that result in market entry of SSFFC medical products

4.2 Include education, increasing awareness and training modules on regulatory affairs in the curricula of the staff in relevant governmental bodies (promotion of practices/regulations/guidelines).

5. Sensitize stakeholders on the risks of actions, activities and behaviours that result in SSFFC medical products

5.1 Develop and implement communication strategy

5.2 Develop advocacy documents

5.3 Educate and increase awareness (promotion of practices/regulations/guidelines) specifically to:

- Health professionals in general
- Regulated sector
- Public in general (development of public campaigns).

6. Prevent, monitor and control actions, activities and behaviours that result in the supply of SSFFC medical products through the internet

6.1 Develop a tailored strategy to address the issue of the Internet as a facilitator for the sale and supply of SSFFC medical products

6.2 Develop and implement a communication strategy targeting the supply of SSFFC medical products through the Internet

6.3 Educate and increase awareness to the public in general (development of public campaigns)

6.4 Understand Internet governance and the role of the Internet Corporation for Assigned Names and Numbers. In particular, develop relationships and establish agreements with the domain name registry and registrars, and with hosting service providers and Internet service providers in order to remove and disrupt websites

6.5 Develop relationships and establish agreements with financial merchant service providers in order to remove payment facilities and thereby disrupt the online sale of SSFFC medical products

6.6 Develop relationships and establish agreements with social media providers where SSFFC medical products may be advertised

6.7 Develop relationships and establish agreements with online market places where SSFFC medical products may be sold

6.8 Consider developing a regulatory framework for registering legitimate online sales websites and allocating a logo or other authentication so that consumers can purchase medicines safely.

7. Collaborate to ensure the availability of safe, quality, efficacious and affordable medical products

7.1 Develop and implement national policies for access to generic medical products

7.2 Support authorized local production

7.3 Promote adoption of guidelines to qualify suppliers of medical products and to manage the risks in the supply chain

7.4 Share or exchange experiences, best practices, and information related to identifying measures that address access to quality, safe, efficacious and affordable medical products, including (but not limited to) the supply and use of generic medical products.

8. Strengthen pharmacovigilance system

8.1 Assess the existing national pharmacovigilance system

8.2 Map existing successful national experiences

- 8.3 Develop/strengthen capacity for pharmacovigilance reporting, including IT systems
- 8.4 Encourage the reporting of trends to identify patterns in adverse reactions and lack of therapeutic effect
- 8.5 Establish a complementary system to collect and analyse complaints directly from patients
- 8.6 Adopt good practices of coordination at all levels of governmental authorities, especially in countries where the health surveillance and the health regulatory system are decentralized
- 8.7 Improve collaboration and information sharing by national health regulatory authorities on a global scale.

9. Strengthen post-marketing surveillance programmes

- 9.1 Assess the existing national post-marketing surveillance system
- 9.2 Map existing successful national experiences
- 9.3 Develop/strengthen capacity for post-marketing surveillance
- 9.4 Establish a complementary system to collect and analyse complaints directly from patients
- 9.5 Adopt good practices of coordination at all levels of governmental authorities, especially in countries where the health surveillance and the health regulatory system are decentralized
- 9.6 Implement a structured and systematic risk-based post-market surveillance programme, in order to ensure efficient use of limited available resources
- 9.7 Establish or improve risk-based programmes for sampling of medical products for testing by laboratories
- 9.8 Intensify risk-based inspections of premises and customs controls
- 9.9 Establish a reliable and cost-effective traceability system for medical products, based on a risk approach¹
- 9.10 Implement the use of reliable and cost-effective detection technologies
- 9.11 Improve collaboration and information sharing by national health regulatory authorities on a global scale.

¹ See document EB138/40 Appendix 2, Existing technologies and “track and trace” models in use and to be developed by Member States and the document for the current meeting under Activity C.

10. Strengthen laboratory capacity and capabilities for quality control of medical products and detection of SSFFC medical products

10.1 Assess the capacity and capabilities of quality control laboratories for the detection and confirmation of suspect cases

10.2 Establish or improve the capacity and infrastructure of quality control laboratories

10.3 Establish inter-country platforms for collaboration and information sharing among quality control laboratories.

11. Encourage timely and accurate dissemination of information and improve information sharing on incidents nationally, regionally and globally

11.1 Provide adequate communication of risk

11.2 Develop and conduct training programmes on incident management and risk communication

11.3 Strengthen the coordination at all levels of governmental authorities, especially in countries where the health surveillance and the health regulatory system are decentralized and/or weak

11.4 Take part in international initiatives aimed at sharing information and rapid alerts

11.5 Train focal points, establish and implement procedures to report SSFFC medical products to monitoring and alert systems, including the WHO global surveillance and monitoring system

11.6 Develop infrastructure, activities, capacity building and operational mechanisms for sharing of information

11.7 Regularly update and publish a compendium of authorized pharmaceutical establishments and medical products.

12. Ensure the timely intervention of national and regional regulatory authorities to react quickly and proportionately, in order to safeguard public health, to incidents involving actions, activities and behaviours that result in SSFFC medical products

12.1 Implement procedures for suspension of marketing authorization, quarantine, recall/return of suspect medical products, safety alerts and destruction of SSFFC medical products

12.2 Adopt procedures for regulatory authority rapid response¹ when a suspect SSFFC medical product is identified

¹ See document A/MSM/3/3 (Annex 1).

12.3 Adopt procedures for regulatory authority rapid response when an action, activity or behaviour that results in SSFFC medical products is identified

12.4 Adopt good practices of coordination at all levels of governmental authorities, especially in countries where the health surveillance and the health regulatory systems are decentralized.

13. Ensure adequate enforcement and collaboration from the public health perspective

13.1 Sensitize and implement joint training initiatives involving the following: customs, police, legislature, judiciary and prosecutors

13.2 Actively investigate, prosecute and sanction in accordance with national legislation the actions, activities and behaviours that result in SSFFC medical products

13.3 Monitor measures and results of the actions taken by the police, customs, and regulatory authorities for preventing, detecting and responding to actions, activities and behaviours that result in SSFFC medical products.

Appendix 2

**AVAILABLE AUTHENTICATION TECHNOLOGIES FOR THE PREVENTION
AND DETECTION OF SSFFC MEDICAL PRODUCTS**

TABLE OF CONTENTS

I.	INTRODUCTION	16
II.	OVERT (VISIBLE) TECHNOLOGIES	18
	II.1. Tamper-evident measures	18
	II.2. Holograms.....	20
	II.3. Optically variable devices.....	21
	II.4. Colour shifting security inks and films	21
	II.5. Fugitive inks	22
	II.6. Security graphics.....	23
	II.7. Scratch-off technologies	23
	II.8. Overt use of a covert technology	23
III.	COVERT (HIDDEN) TECHNOLOGIES.....	24
	III.1. Invisible printing	24
	III.2. Latent image or three-dimensional (3D) intaglio printing.....	26
	III.3. Embedded image	26
	III.4. Watermarks or filigrees	26
	III.5. Digital watermarks	26
	III.6. Hidden marks.....	27
	III.7. Microtext or microprinting	27
	III.8. Anti-copy or anti-scan designs	27
	III.9. Safety fibrils or filaments	27
	III.10. Laser coding	28
	III.11. Marks in a die-cut profile	28
	III.12. Substrates.....	28
	III.13. Odour	28
IV.	FORENSIC/CHEMICAL MARKERS.....	28
	IV.1. Chemical taggants	28
	IV.2. Biological taggants.....	29
	IV.3. DNA taggants	29
	IV.4. Isotope ratios	29
	IV.5. Micro-taggants	29
V.	TRACK AND TRACE MODELS AND TECHNOLOGIES	29
VI.	DETECTION MODALITIES AND TECHNOLOGIES	30
VII.	CONCLUSIONS	31

I. INTRODUCTION

1. Substandard/spurious/falsely-labelled/falsified/counterfeit (hereinafter SSFFC¹) medical products² pose significant risks for public health. Preventing and combating actions, activities and behaviours that result in SSFFC medical products requires ongoing cooperation among numerous stakeholders, including national and/or regional regulatory authorities (hereinafter NRRA), justice representatives, law enforcement officials, customs authorities, pharmaceutical companies, distributors, repackagers, technology suppliers, health care providers and patients.

2. The security of the pharmaceutical supply chain can be strengthened by innovative packaging technologies and better business practices. Further, as stakeholders at points along the supply chain use new and innovative technologies, it is imperative that both those making policy/strategy decisions and the end-users understand the capabilities and limitations of existing authentication technologies.

3. At the third meeting of the Member State mechanism on SSFFC medical products, it was decided to establish a working group comprising Member States' experts to survey the technologies, methodologies and "track and trace" models, in place and to be developed, in order to analyse their advantages and disadvantages; and to survey the available authentication and detection technologies and methodologies in order to analyse their advantages and disadvantages. At its fourth meeting, the Member State mechanism accepted document A/MSM/4/3, entitled "Existing technologies and 'track and trace' models in use and to be developed by Member States". With reference to other elements of the mandate for Activity C, Member States were encouraged to share their experiences in using authentication and detection technologies and methodologies, and it was agreed that the mandate for Activity C would be extended by one year in order to complete the work.³

4. The appearance of SSFFC medical products undermines confidence in genuine medical products. It can lead to recalls and liability suits to marketing authorization holders not involved in the actions, activities or behaviours that result in those products. From an industry perspective, product loyalty could be compromised as consumers perceive additional risks when using a particular company's product. Implementation of effective authentication technologies may avoid this as well as ensure patients' safety. The implementation of these technologies is seen as one of the most prominent preventive measures. In addition to providing authentication, they make the production of a convincing falsified drug more difficult and costly. Government authorities, by employing these technologies, may ensure that drugs in the supply chain are genuine.

5. In effect, the purpose of these technologies is primarily to enable the authentication of any sample, either by NRRA, industry representatives and other government officers or, ideally, by the

¹ For the purpose of this document, SSFFC will be used in accordance with reference to the footnote in resolution WHA65.19 (2012): "The Member State mechanism shall use the term 'substandard/spurious/falsely-labelled/falsified/counterfeit medical products' until a definition has been endorsed by the governing bodies of WHO", and the current document will not prejudice any further negotiation in relation to the definition within the Member State mechanism on SSFFC medical products.

² For the purpose of this document, the term "medical products" will be used in accordance with paragraph 3 of document A/SSFFC/WG/5, which refers to "medicines, vaccines and in vitro diagnostics" and footnote 1, which reads, "This may also include medical devices at an appropriate time in the future."

³ See document A/MSM/4/10, paragraph 10.

wider public. The second function may be to act as a deterrent to anyone considering production of SSFFC medical products, based on the difficulty or cost involved set against the likelihood of detection, and therefore prosecution. Some authors affirm that an ideal authentication technology should: possess a high level of security (non-clonable), higher product application and authentication speed, proven standards, be difficult to remove and reapply, be easy to check, have automatic authentication, be useable by consumers, and be legally compliant with regulation by the industries.

6. Authentication of a medical product and packaging may require the use of numerous features incorporating varying levels of technological complexity and product understanding. There are a great many authentication technologies available to manufacturers, ranging from the very simple but effective, through to the highly sophisticated and extremely secure. The majority can be implemented on one or more of the packaging components, but some features can even be applied at the product level, either by direct marking or by using physical or chemical markers within the formulation.

7. Available literature delineates these features into four basic groups:

1. Overt, or visible features.
2. Covert, or hidden markers.
3. Forensic/chemical techniques.
4. Track and trace models and technologies.

8. Visual analysis, the simplest authentication methodology, is most aligned with overt features of both the medical product and/or packaging. These generally are considered to be visible to the naked eye. Visual analysis of covert features (such as microprinting and taggants) typically requires the aid of some device (e.g. microscope or hand-held reader) or may require some level of chemical analysis (e.g. chemical analysis of inks, packaging materials and dosage forms). Forensic/chemical analyses include chemical, physical or forensic tests that are conducted in a laboratory setting, or in the field utilizing portable instrumentation or specially deployed systems. It should be noted that portable instrumentation can be used both in the field and in a laboratory setting. Track and trace analyses utilize bar-coding or other forms of serialization (e.g. batch number and batch expiry) to ensure the pedigree of a product and require a database to be used for comparison. These models and technologies were already assessed in document A/MSM/4/3 entitled “Existing technologies and ‘track and trace’ models in use and to be developed by Member States”.

9. This document will review the first three categories, while avoiding specific reference to any licensed product or provider. It is worth mentioning that the available options described throughout the text are only illustrative. They are non-exhaustive and are based on information provided by countries, industry representatives and/or bibliographic references, the sources of which were not verified, and are, therefore, subject to change and/or rectification, as appropriate, with no other purpose than that of serving as a reference to Member States’ NRRRA. The conclusions shall be viewed as very general, and there will probably be exceptions with, and omission of, some more specialist applications. This aims to be a “live document” that is updated on a periodic basis and in alignment with advances and new technologies development. See the attachment to this appendix for a summary of advantages and disadvantages.

10. On the other hand, it must be recognized that some of the technologies may be protected by international patents, and may only be available from licensed suppliers, subject to appropriate


royalties or license fees. Also, some can be applied in-house, with little expenditure on materials and effort, and most are available from reputable suppliers, some of whom specialize in security applications. Additionally, the applicable technologies for examining each of these features are generally different and may require specialized knowledge, experience and technical expertise.

11. The use of one or more of these technologies may be optional for manufacturers as well as they may be mandatorily required by NRRRA regulations. When considering to adopt such technologies, in all cases, it is advisable to look at their costs, which vary from country to country and, therefore, a generalization cannot be made at a global level.

II. OVERT (VISIBLE) TECHNOLOGIES

12. These technologies are intended to enable patients and health care professionals to verify the authenticity of a medical product. They are visible to the naked eye and normally difficult or expensive to reproduce. Overt technologies require education of end-users in order to be effective. When overt technologies are applied, it is often the case that criminals trying to imitate the medical product may apply a simple copy that mimics the genuine device sufficiently well to confuse the average user. It should also be noted that the more widely used an overt security technology becomes, the more attractive it is for criminals to overcome it.

13. Overt technologies also require utmost security in supply, handling and disposal procedures to avoid unauthorized diversion. They should be applied in such a way that they cannot be re-used or removed without being defaced or causing damage to the pack and its components – otherwise genuine used components could be recycled with fake contents, giving a false impression of authenticity. For this reason an overt device should be incorporated within a tamper-evident feature for added security.



14. The following are examples of tamper evident features as well as available overt technologies.

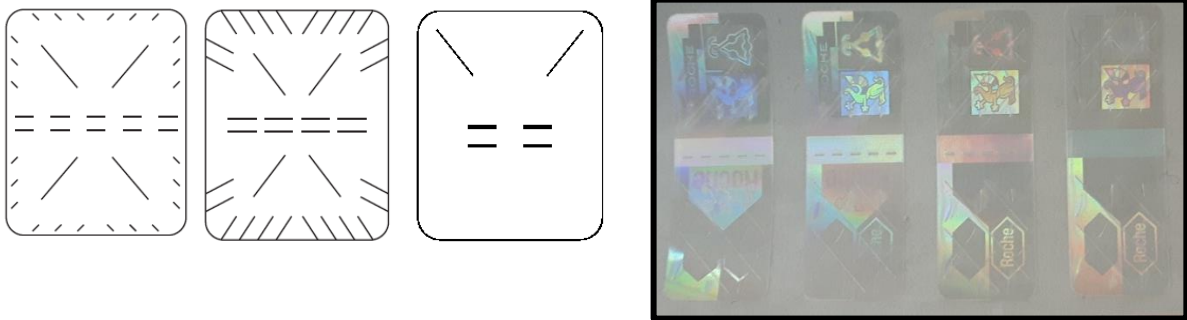
II.1. Tamper-evident measures

15. Tamper-evident/tamper-resistant packing is packaging that has an indicator or barrier to entry which, if breached or missing, should provide visible or audible evidence to consumers that tampering has occurred (e.g. film wrappers, shrinkable seals and bands, breakable caps, tape seals, blister packs and hot melt).

16. Some of the commonly used tamper-evident measures are listed below.

17. Tamper-evident microcut labels: these labels are made of polypropylene, have micro cuts and are placed on the closure flap of the packaging. The patient and health care professionals must verify that the security seal is present and not damaged. The manufacturer logo can be added to the label, as well as other authentication measures, such as holograms. It is advised to instruct patients and health care professionals to verify the presence and integrity of this label by adding the text “DO NOT USE IF SAFETY SEAL IS ALTERED OR DAMAGED” in the medical product packaging.

Some of the typical micro cuts:



18. Tamper-evident VOID labels: these are labels that, once peeled off, transfer the legend “VOID” onto the surface of the container packaging, leaving clear evidence of the opening, and preventing the seal from being re-adhered without removal becoming evident. It is possible to manufacture personalized VOID in which a company logo or a different expression such as “OPEN” or “GENUINE PRODUCT” can be placed on the transfer adhesive.



19. Multi-destructible (“eggshell”) vinyl labels: these labels are made of a material that destroys itself into small parts if an attempt is made to peel them off.



II.2. Holograms

20. Also known as a “three-dimensional image” or a “dynamic image”, a hologram normally incorporates an image with some illusion of multidimensional (usually 3D) construction, or of apparent depth and spatial separation. If the hologram is moved, two or more overlapping images can be seen. Holograms can combine three-layered security features and constitute a powerful weapon against falsifying.

21. Holograms and similar optically variable devices can be made more effective when incorporated in a tamper-evident feature, or as an integral part of the primary pack (e.g. blister foil). They can be incorporated into tear bands in overwrap films, or as threads embedded into paper substrates. However, some hologram labels have been easily and expertly copied or simulated, and may often rely on hidden covert elements for authentication. In effect, holograms may provide overt first-line authentication while covert features such as scrambled images, microtext, UV-sensitive or other specialized inks provide second-line authentication for trained examiners and appropriate decoding equipment.




II.3. Optically variable devices

22. Optically variable devices include a wide range of alternative devices, similar to holograms, but often without any three-dimensional (3D) component. They usually involve image flips or transitions, often including colour transformations or monochromatic contrasts.

23. Like holograms, they are generally made up of a transparent film that serves as the image carrier, plus a reflective backing layer which is normally a very thin layer of aluminium. Other metals such as copper may be used to give a characteristic hue for specialist security applications.

24. Extra security may be added by the process of partial de-metallization, whereby some of the reflective layer is chemically removed to give an intricate outline to the image. Alternatively, the reflective layer can be so thin as to be transparent, resulting in a clear film with more of a ghost reflective image visible under certain angles of viewing and illumination. Partial removal of the metallic layer is a more restricted process and thereby increases the level of security. There can be three security levels: a first level verifiable by the naked eye, a second level verifiable by portable instruments, and a third level verifiable by laboratory analysis and/or instruments.




II.4. Colour shifting security inks and films

25. These technologies can show dramatic changes in colour according to the angle of viewing, and can be effective either as an overt pack graphic element or by incorporation in a security seal.

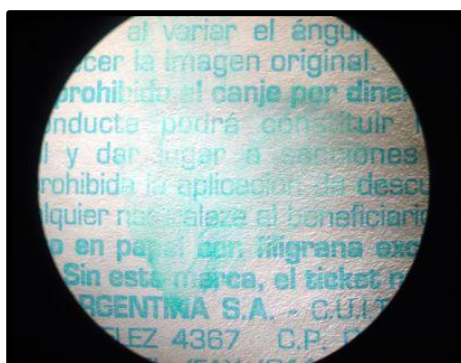
26. Colour shifting pigments are finely ground metallic laminates that need to be laid down in a thick opaque film to achieve the optical effect, and are therefore better suited to printing techniques such as gravure and screen printing rather than lithographic printing. Their security value lies in the specificity and dynamics of the colour change (e.g. from green to red), combined with the difficulty and expense involved in their manufacture. They are only available from a limited number of pigment suppliers, via a few specialist ink manufacturers. Positive authentication may require microscopic examination.

27. Colour shifting films have been used for security applications, involving multi-layer deposition of thin films to build up a structure with unique diffractive properties, and vibrant colour transitions. They can be applied as security seals or tamper-evident labels.




II.5. Fugitive inks

28. These technologies consist of inks sensitized to water, alcohol, chemical reagents and other physical eradication. Upon contact with these agents, they disappear or suffer deformities, spots or light fluorescence. They are normally used in plane offset printing backgrounds.



II.6. Security graphics

29. These technologies imply fine line colour printing, similar to banknote printing, incorporating a range of overt and covert design elements such as guilloches, line modulation and line emboss. They may be used as background in a discrete zone such as an overprint area, or as complete pack graphics, and can be printed by normal offset lithography, or for increased security by intaglio printing. Subtle use of pastel “spot” colours makes the design more difficult to scan and reproduce, and security is further enhanced by the incorporation of a range of covert design elements, such as microtext and latent images.



II.7. Scratch-off technologies

30. This technology consists of a layer of removable ink by “scratching” with a fingernail or a coin, which once eliminated reveals a verification code. This code should be randomized, so that criminals cannot predict the codes that will be used. In addition, it must be checked against a database to verify if the product is authentic. This database could be administrated by the marketing authorization holder, the NRRA or another Government authority.



II.8. Overt use of a covert technology

31. Some of the covert technologies assessed below may be used in an overt context by advertising their presence. This only works if the technology is inherently secure against compromise and the end-users have the means by which to authenticate them.

III. COVERT (HIDDEN) TECHNOLOGIES

32. The purpose of a covert feature is to enable NRRA and marketing authorization holders (also other stakeholders in the supply chain who have knowledge of such technologies, as appropriate) to identify SSFFC medical products. Patients will not usually be aware of its presence nor will they have the means to verify it. A covert feature should not be easy to detect or copy without specialist knowledge, and their details must be controlled on a “need to know” basis. If compromised or publicized, most covert features will lose some, if not all, of their security value.

33. Covert features are most effective in the hands of industry and NRRA specialists. They are a very valuable investigative tool, but criminals will be able to copy many of the simpler features unless they are skilfully applied and their details kept secret. However, there is almost unlimited scope regarding the possibilities, given imagination and ingenuity on the part of the technologist and the designer, and the costs can be minimized or eliminated where applied in-house. In-house application also has advantages of limiting involvement of third party suppliers, who may not be trustworthy in some environments. Only the most secure covert features can be safely used in an overt context, and these generally come under the next heading of forensic markers.

34. The following are examples of available covert technologies.

III.1. Invisible printing

35. Using special inks, invisible markings that only appear under certain conditions can be printed on almost any component. These markings cannot be viewed with the naked eye; a “developer” is needed in order to reveal the ink.

36. These inks should be liquid, suitable for writing, revealed by physical or chemical methods, invisible to white light and infallible when revealed. The “developers” include ultraviolet or infrared light, heat, cold and iodine vapour.

37. Luminescent ink is not visible within the white light spectrum. This group can include both fluorescing and phosphorescing inks. Fluorescent ink has a fluorescing pigment that can be seen when exposed to ultraviolet light of a specified wavelength. Blue short wave ultraviolet fluorescent ink is widely available and provides only a low level of security unless well hidden. Other colours (yellow, green or red) are more secure, and some combinations produce different colours with short and long wavelengths of ultraviolet light. Ultraviolet-suppressing pigment may also be added to render substrates non-fluorescing, or may be printed over a fluorescing background for subtle effect. Phosphorescent inks are those that continue to emit light for a short period of time after exposure, and can be detected with a reading device.



38. Reactive inks, unlike fluorescent inks, when subjected to ultraviolet light, vary in colour, but these colours are mat and non-fluorescent.



39. Infrared fluorescing pigments can be tuned to very specific wavelengths of invisible light, and are only available from specialist suppliers. They have a high security level.

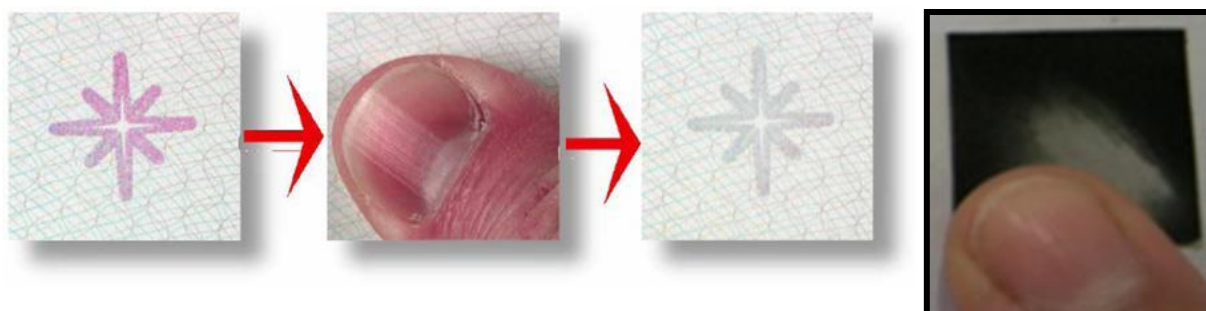
40. Chemical reagent systems can be based on simple litmus type acid/alkaline reactions, but more secure systems utilize highly specific chemical reagents.

41. “Rub and reveal”/“coin reactive” inks are invisible until activated by rubbing with a coin. These inks merge with the application substrate and, once applied and dried, they can be wiped with a metal object such as a coin, after which the printed text acquires a gray colour that makes it readable to the naked eye.



42. Photochromic inks change colour when exposed to a specific wavelength of light. They have a high security level if detected via a specific reader.

43. Thermosensitive or thermochromic inks, disappear or change colour at varying temperatures (for example, the temperature of human skin). Once the stimulus has disappeared, they regain their colour or condition.



44. Some of the above can be more discretely applied for extra security by interspersing them within an apparently random patterning alongside a non-reactive pigment that has the same colour in normal light. When the reactive ink changes colour or fades away owing to the stimulus of temperature or radiant energy, it reveals an image or message that was obscured by the patterned background.

III.2. Latent image or three-dimensional (3D) intaglio printing

45. These are images that, to be displayed, need to be revealed. They are composed of horizontal and vertical lines that form, for example, letters, figures or logos. They are revealed according to the angle of incidence of light that, when it hit lines reveals opposed lines arranged otherwise.

46. They are made with chalcographic printing systems and cannot be copied by flat photocopy systems. The relevant issue is that the image must be able to be seen in a unique position – not in any other one.



III.3. Embedded image

47. An invisible image can be embedded within the pack graphics that can only be viewed using a special filter, and cannot be reproduced by normal scanning means. In its simplest form, this may involve “dot shift” displacement of part of a halftone element, but more sophisticated techniques include a scrambled image that is reassembled by a lenticular filter. The effects can be quite dramatic, and yet may be well hidden, for example, in a varnish coating or even a material substrate. Special software is used to create the embedded image and place it into the digital artwork.

III.4. Watermarks or filigrees

48. Their name derives from their fine grain. These features are placed on the paper/cardboard at the time of manufacture and before drying, causing a decrease in the thickness of the paper in the last stage of manufacture.

49. They are multi-tone or bitonal and can be localized or random. The pressure made by the nuances produces different degrees of weakening; these physical changes in material originate from a greater difficulty in transposing light.

III.5. Digital watermarks

50. Invisible data can be digitally encoded within graphics elements and verified by means of a reader and special software. This can be achieved remotely using webcam, mobile phone or other scanning equipment, but the digital information is not visible to the human eye and attempts to replicate it will be detected by virtue of the degradation of the embedded data.

III.6. Hidden marks

51. Special marks may be printed in areas that are not normally visible, such as on carton glue flaps, and in a way which does not attract attention and is not easy to copy. Other examples include specialized print screens, e.g. stochastic or diamond screening.

III.7. Microtext or microprinting

52. Very fine text, down to 1 point letter size or below, that cannot be viewed with the naked eye, can be easy to incorporate in artwork, either within a pack design or as an off-pack feature, to aid verification. This is normally visible under low power magnification (x8), but with specialist printing techniques the text can be extremely small, requiring medium to high power magnification ("nanotext"). Microtext can be concealed by printing against a poorly contrasting background, or resembling a keyline or a complex path in a geometric design element.

53. With this type of letter, a legend or an entity or institution name are usually reproduced without interruption. Its implementation requires adequate capacity and technology (making it difficult to be reproduced) and it is not possible to photocopy, scan or reinsert, as it suffers damage that is impossible to repair.


III.8. Anti-copy or anti-scan designs

54. Halftones are normally printed as dot screens for continuous toning, but if fine parallel line patterns are used to achieve a uniform density or tone, these can be resistant to scanning or copying by revealing a secondary pattern that was not otherwise visible. Commonly used on secure documents to prevent photocopying, it may be applied to product packaging as a background tint.

III.9. Safety fibrils or filaments

55. These features are small visible or invisible white light fibrils, which are incorporated into the packaging material mass (e.g. cardboard or paper), intertwined with their most fundamental fibres. They consist of 5 mm synthetic threads (usually nylon) and can be of different colours. They can be distributed throughout the packaging or located in a specific part of it.

56. They can be detected by ultraviolet light, revealing different colours according to the material. They are placed when manufacturing the paper, so that criminals will be limited to copy them. Imitation safety fibrils may be printed or adhered to packaging material but never within its mass, except where criminals are able to develop their own cardboard/paper material.



III.10. Laser coding

57. The application of batch variable details by laser coding requires special and expensive equipment and results in recognizable characteristics that may be difficult to simulate. It generally involves burning away the characters from a dark printed panel via a stencil. Laser codes can be applied to cartons and labels, aerosol valves and plastic and metal components, enabling these to be identified.

III.11. Marks in a die-cut profile

58. The cutting die of a carton or label can be discretely modified to include cuts, nicks or altered corner radii in a carefully controlled manner, providing hidden markers that are unlikely to be noticed or copied, and yet are easy to verify. Punching or laser burning of a pattern of small holes is a variant used in some specialist applications.

III.12. Substrates

59. There are many ways of incorporating covert markers within a substrate, such as visible or ultraviolet fluorescing fibres, or chemical reagents in carton board or paper. Watermarks can be embedded in leaflet paper, or metallic threads interwoven in the base material, possibly including an overt optically variable device feature. These require a dedicated supply source and large volume offtake, which, if affordable, result in a very effective option.

III.13. Odour

60. Micro-encapsulated distinctive odours can be applied as an additive to an ink or coating to provide a novel covert or semi-overt feature.

IV. FORENSIC/CHEMICAL MARKERS

61. There is a wide range of high-technology solutions that require laboratory testing or dedicated field test kits to provide scientific proof of authenticity. These are strictly a sub-set of covert technologies, but the difference lies in the scientific methodology required for authentication. It is important to ensure that such markers/taggers do not affect or impact the integrity of the product and are non-toxic.

62. There are some very robust and secure options available, which may enable their use to be more widely known and therefore accessible to NRRAs as well as other relevant investigating authorities.

63. The following are examples of available forensic/chemical techniques.

IV.1. Chemical taggants

64. These technologies are trace chemicals that can only be detected by highly specific reagent systems, but not normally detectable by conventional analysis.

IV.2. Biological taggants

65. A biological marker can be incorporated at extremely low levels (parts per million or lower) in product formulations or coatings, or invisibly applied to packaging components. At such low levels they are undetectable by normal analytical methods, and require highly specific “lock and key” reagent kits to authenticate.

IV.3. DNA taggants

66. Highly specific DNA recombinant “lock and key” reagent systems can be applied to packaging by a variety of printing methods. They require a “mirror image” strand to effect the pairing, and the reaction is detectable by a dedicated device. Security is further assured by hiding the marker and reagent pair in a matrix of random DNA strands, but the test is tuned to work only with one recombinant pair of strands.

IV.4. Isotope ratios

67. Naturally occurring isotopes can be highly characteristic of the source of a compound, and accurately determined by the use of various types of mass spectrometry.

IV.5. Micro-taggants

68. Micro-taggants are microscopic particles containing coded information to uniquely identify each variant by examination under a microscope. This may take the form of alphanumeric data depicted on small flakes or threads, or of fragments of multi-coloured, multilayered laminates with a signature colour combination. These may be embedded in any part of the medical product, in the adhesives, or directly applied to packaging components as spots or threads.

V. TRACK AND TRACE MODELS AND TECHNOLOGIES

69. Track and trace/traceability models, together with authentication technologies, support the integrity of the medical product. Their implementation has been identified by NRRAs over recent years as a useful and efficient tool to fight against the actions, activities and behaviours that result in SSFFC medical products. At the global level, some Member States have issued traceability regulations that have been implemented or are in the process of being implemented; others are assessing various implementation alternatives or otherwise have not approached the topic.

70. As these initiatives were considered relevant and a priority for Member States, at the third meeting of the Member State mechanism on SSFFC medical products, it was decided to establish a working group comprising Member States’ experts to assess and report on “track and trace” technologies, methodologies and models currently in use or under development, and analyse their advantages and disadvantages. As a result of the working group’s deliberations, document A/MSM/4/3 entitled “Existing technologies and ‘track and trace’ models in use and to be developed by Member States” was accepted by the Member State mechanism at its fourth meeting.¹ Since the work was already done in relation to these models and technologies, no additional comments should be made about this issue.

¹ Available at http://apps.who.int/gb/ssffc/pdf_files/MSM4/A_MSM4_10-en.pdf (accessed 22 November 2016).

VI. DETECTION MODALITIES AND TECHNOLOGIES

71. There are several ways to detect SSFFC medical products, ranging from the visual analysis of overt technologies described above to full chemical analysis in a laboratory setting. In the area of chemical analysis, a wide range of technologies are also available, spanning portable devices and full forensic laboratories. While laboratories can provide the most complete analysis, some portable devices have been shown to accurately identify SSFFC medical products in a high percentage of samples tested. The use of detection technologies should not be limited to dosage form medical products and should include active pharmaceutical ingredients and excipients. The role of detection technologies at the patient and health professional level is also important and needs further exploration.

72. As already stated above, visual analysis is the simplest detection methodology and is mostly related to the overt technologies described. This analysis usually implies the organoleptic observation of the product with the naked eye, but notwithstanding that, a visual analysis of covert technologies can also be performed with the aid of some device (e.g., microscope or hand-held reader).

73. Even in the absence of specific authentication technologies, it is always possible to identify SSFFC medical products by observation, measurement or analysis. For example, tablet weights and dimensions are tightly controlled and characteristic for any given formulation, making SSFFC medical products easy to detect by their inconsistency with the genuine product. To some extent this may also be true of the physical appearance and characteristics of the packaging components, especially where these are tightly specified and controlled by the manufacturers. Errors in artwork (text or graphics) are, however, more reliable indicators in view of the high standards to which licensed manufacturers operate.

74. For the analysis of covert authentication technologies, a greater degree of expertise, knowledge, and specialized equipment may be required to perform the examination and evaluation.

75. Forensic/chemical analyses include chemical, physical or forensic tests that may be conducted using field detection devices/technologies or in a laboratory setting. These analyses may be utilized in the examination of the entire dosage form and/or packaging material. There are numerous testing technologies, physical and chemical, that are designed to provide evidence that a product is SSFFC. Some examples include chromatographic and spectroscopic tests, chemical-induced colour-based testing, hardness and dissolution tests.

76. Chemical analysis conducted using methods and technologies available to a NRRA or the manufacturer and that assess the composition of a suspect product are often the most definitive way to authenticate it. Increasingly, however, many instrument companies are looking for ways to innovate these technologies to be more cost effective and user friendly. For example, less expensive, portable instrumentation that is easy to operate is becoming more readily available. Such portable/hand-held instruments can assist NRRA, law enforcement officers and customs officials in screening suspect samples at remote locations or ports of entry. In most cases the results generated by a field portable device are considered preliminary and may require confirmation through quality control laboratories.

77. In addition, compendial methods to assess identity, potency, or impurity profiles (i.e. monograph methods) may also provide a means by which suspect samples are authenticated. It should be noted that the identification and/or potency of the active pharmaceutical ingredient in a suspect dosage form is not sufficient to determine the authenticity of a suspect product.

78. Currently, several organizations, such as, for instance, the Asia-Pacific Economic Cooperation, the United States Pharmacopeia and the Infectious Diseases Data Observatory are working on assessing available field detection technologies. The outcomes of such ongoing work could be very useful for the purposes of this working group.

VII. CONCLUSIONS

79. There is a wide range of available authentication technologies to be implemented in medical products, ranging from the very simple to the highly complex, from zero cost to highly expensive and from fragile to highly secure against compromise. The wide range of options adds to the potential security by minimizing the advantage gained by criminals in overcoming any one system.

80. These technologies may be voluntarily applied by manufacturers or mandatorily required by NRRAs. Nearly all of the available solutions carry some cost and administrative resources, which should be taken into account by NRRAs.

81. All in all, there is likely no one guaranteed solution, and therefore a secure strategy will almost certainly involve a mixture of technologies, often in combination. An overt feature will almost certainly include a secure covert element for added security, and a medical product may carry several different authentication technologies on various levels of the pack and components.

82. Overt user-verifiable solutions would be the ideal option, if only they were universally robust, affordable and readily understood by health care professionals and patients. Some licensed technologies claim to achieve this, but mandating the use of these would be counter-productive. They may not be suitable for all applications, nor are they affordable by all manufacturers for all products, and their wider use would become a greater incentive to criminals to invest in engineering the technology.

83. The use of such technologies may be encouraged where products and/or markets are known to be at risk, and, where used, health care professionals and patients should be properly educated in the means by which they can be authenticated.

84. Covert solutions have much to offer manufacturers and NRRA, but offer little applicability to the general public because of the risk of compromise if widely known or widely used.

85. Forensic/Chemical markers have some advantages over the simpler covert technologies, but they may usually imply a higher cost, both in terms of licensing fees or royalties and the equipment required. Their security may be sufficiently robust to allow overt advertisement of their presence, and they may bridge the gap between less secure covert technologies and overt technologies.

Attachment

ADVANTAGES AND DISADVANTAGES

Overt (Visible) Features		Covert Technologies		Forensic/Chemical Technologies	
Advantages	Disadvantages	Advantages	Disadvantages	Advantages	Disadvantages
Patient and healthcare professionals verifiable	Require healthcare professionals and patient education (Not always widely understood)	Increase security measures by adding hidden features	More secure options add supply complexity and cost	High tech and secure against copying	More expensive than other technologies
Easy to locate and check	May be easily copied	May need no regulatory approval	Need strict secrecy (“need to know”)	Provide positive authentication	Licensed technologies usually limited to one source
It can add decorative appeal	May be re-used or refilled		If applied at component suppliers, greater risk of compromise	May be disclosed for overt purposes	May be difficult to implement and control across many markets
Can be easily added to or changed	May provide a false sense of security	Can be easily added to or changed	If widely known or used, may be easy to copy.		Wider use increases risk of compromise.
It can be a deterrent to criminals trying to illegally reproduce the genuine product					
May also include covert features for authentication					

Appendix 3

WHO MEMBER STATE MECHANISM ON SUBSTANDARD/SPURIOUS/FALSELY-LABELLED/FALSIFIED/COUNTERFEIT (SSFFC) MEDICAL PRODUCTS**WORKING DEFINITIONS****INTRODUCTION**

1. At the fourth meeting of the Member State mechanism on SSFFC medical products held on 19 and 20 November 2015, the decision was taken¹ to establish a working group on refining the working definitions of SSFFC medical products,² based on those currently used by the WHO global surveillance and monitoring system. This decision followed comments received from Member States with reference to the working definitions document circulated on the MedNet platform in 2015, which have been consolidated in the present paper.

Scope

2. This working group seeks to achieve a simplified common global understanding and provide clarity of what is meant by the term “SSFFC medical product” to Member States and all other stakeholders; and to recommend a definition of what constitutes a SSFFC medical product to the fifth meeting of the Member State mechanism.

3. In this sense, in the terms of reference set out in resolution WHA65.19 (2012)³ it was stated in the relevant footnote that “The Member State mechanism shall use the term “substandard/spurious/falsely-labelled/falsified/counterfeit medical products” until a definition has been endorsed by the governing bodies of WHO. Previous discussions between Member States show that there would be a consensus among them to accept the use of the term “falsified” for the purposes of the work carried out within the Member State mechanism. Should consensus among Member States be achieved, the term “SSFFC” could, therefore, be replaced by that agreed by them.

4. It is not intended to propose, or affect in any way, national and/or regional legislation either in existence or that may be drafted in the future by Member States and/or regional organizations relating to SSFFC medical products. No matter which terms are adopted by each Member State, it is important to have a clear understanding about the terms and their correlation with the working definitions adopted by the Member State mechanism.

¹ See document A/MSM/4/10.

² A medical product is defined as a medicine, vaccine or in vitro diagnostic (paragraph 3 document A/SSFFC/WG/5) and it may also include medical devices at an appropriate time in the future.

³ See document WHA65/2012/REC/1.

Methodology

5. The classification of reports of SSFFC medical products to WHO permits a more thorough and accurate comparison and analysis of reports, separating substandard medical products from those that are deliberately/fraudulently making a misrepresentation (spurious, falsely-labelled, falsified or counterfeit) and those that are unregistered/unlicensed in the country of marketing (see Figure).

Figure. Classification of medical products to be used by the WHO global surveillance and monitoring system and the Member State mechanism



6. The classification table shown in the Figure above sets out three separate and mutually exclusive classifications of medical products reported to the WHO global surveillance and monitoring system.

7. For the purpose of this document and the classifications below, Authorized medical products means medical products in compliance with national and regional regulations and legislation. NRRAs can, according to national or regional regulations and legislation, permit the marketing or distribution of medical products with or without registration/license.

(a) Substandard medical products

Also called “out of specification”, these are authorized medical products that fail to meet either their quality standards or their specifications, or both¹

¹ When the authorized manufacturer deliberately fails to meet these quality standards or specifications due to misrepresentation of identity, composition, or source, then the medical product should be considered “falsified”.

(b) Unregistered/unlicensed medical products

Medical products that have not undergone evaluation and/or approval by the NRRA for the market in which they are marketed/distributed or used, subject to permitted conditions under national or regional regulation and legislation.

These medical products may or may not have obtained the relevant authorization from the national/regional regulatory authority of its geographical origin.

(c) Falsified medical products

Medical products that deliberately/fraudulently misrepresent their identity, composition or source.

Any consideration related to intellectual property rights does not fall within this definition.

Such deliberate/fraudulent misrepresentation refers to any substitution, adulteration, reproduction of an authorized medical product or the manufacture of a medical product that is not an authorized product.

“Identity” shall refer to the name, labelling or packaging or to documents that support the authenticity of an authorized medical product.

“Composition” shall refer to any ingredient or component of the medical product in accordance with applicable specifications authorized/recognized by NRRA.

“Source” shall refer to the identification, including name and address, of the marketing authorization holder, manufacturer, importer, exporter, distributor or retailer, as applicable.

Medical products should not be considered as falsified solely on the grounds that they are unauthorized for marketing in any given country.

Intellectual property rights

8. The terms of reference of the Member State mechanism on SSFFC medical products expressly exclude the protection of intellectual property rights from the mandate of the mechanism and, therefore, the same criteria shall be used in the definitions to be used in its deliberations and work. The term “counterfeit” is now usually defined and associated with the protection of intellectual property rights. For reference purposes, the definitions of “trademark counterfeit goods”¹ and pirated copyright

¹ “Trademark counterfeit goods: goods, including packaging, bearing without authorization a trademark that is identical to the trademark validly registered in respect of such goods, or which cannot be distinguished in its essential aspects from such a trademark, and which thereby infringes the rights of the owner of the trademark in question under the law of the country of importation”.

goods¹ are included as defined under the Agreement on Trade-Related Aspects of Intellectual Property Rights (TRIPS).

9. In the context of medical products, the term “falsified” appears to adequately include all the various types of deliberate misrepresentation of a medical product in such a way which enables the specific exclusion of intellectual property rights.

Conclusion and recommendation

10. This document is not intended to be an exhaustive examination of legal texts and definitions, but; rather, it is meant to start the process of simplifying the current terminology in use by the WHO global surveillance and monitoring system and the Member State mechanism from a public health perspective.

11. Based on the deliberation of the working group it is recommended that the Member State mechanism replace the use of “substandard/spurious/falsely-labelled/falsified/counterfeit medical products” with “substandard and falsified medical products”, as the term to be used in its name and in all future documentation on the subject of medical products of this type.

= = =

¹ “Pirated copyright goods: any goods that are copies made without the consent of the right holder or person duly authorized by the right holder in the country of production, and which are made directly or indirectly from an article where the making of that copy would have constituted an infringement of a copyright or a related right under the law of the country of importation.”